

PAO(Sectt.)/HUA/Admin/Advice/2024-25/ 1837-39

GOVERNMENT OF INDIA

PAO(sectt),M/o Housing & Urban Affairs

507-C(Wing),Nirman Bhawan,New Delhi

Telephone No: 23062664 Fax No: 23062664

To,
The General Manager,
Reserve Bank of India,
Central Accounts Section,
Additional Office Building,
East High Court Road,
NAGPUR - 440 001

Code No:	707
Advice No:	462
Advice Date:	17/03/2025

Sir,

Please debit our account with Rs. **1,89,18,000/- (One Crore Eighty Nine Lakh Eighteen Thousand Only.)** by contra credit to the following accounts of the Governments with the amounts mentioned against each:

Month and Year of Accounts: **March,2025**

The Amount to be Settled: **March,2025**

Sl.No.	Name of the State	State Code	Scheme Code	Amount	Sanction No. and Date
1	CHHATTISGARH	124	1989-STATE AND UT GRANTS UNDER PMAY (URBAN)	1,89,18,000	N-11012/35/2024-HFA-V-MoHUA (FTS-9187763) dated 13/03/2025
GRAND TOTAL:				1,89,18,000	*

Signature of the authorized official

(Upendra Singh Negi)

Sr. Accounts Officer

1. O/o Accountant General(A&E), Chhattisgarh, Zero Point, Baloda Bazar Road, P.O. Mandhar, Raipur-493111.
2. Sh. B. K. Mandal (US) Nirman Bhawan, New Delhi.

① SO - HFA

② Man - Call BNDag
21/03/2025

③ MIS - HFA

BK Mandal
20/3/25

No. N-11012/35/2024-HFA-V-MoHUA (FTS-9187763)
Government of India
Ministry of Housing and Urban Affairs
(HFA-V Division)

Room No. 3, Technical Cell, Gate No. 7,
Nirman Bhawan, New Delhi-110011
Dated: 13.03.2025

To

The Pay & Accounts Officer (Sectt.),
Ministry of Housing and Urban Affairs,
Nirman Bhawan, New Delhi-110011

Sub.: Release of Rs. 189.18 lakh to State Govt. of Chhattisgarh as 2nd installment of Central Assistance for SLTC and 93 CLTCs for FY 2024-25 under Capacity Building activities of PMAY-U Mission- reg.

Sir,

I am directed to convey the sanction of the Competent Authority to release an amount of **Rs. 1,89,18,000/- (Rupees One Crore Eighty Nine Lakh and Eighteen Thousand only)** to State Govt. of Chhattisgarh as 2nd installment of Central Assistance for SLTC with 10 Specialists and 93 CLTCs with 129 Specialists for FY 2024-25 under Capacity Building activities of Pradhan Mantri Awas Yojana - Urban (PMAY-U) Mission under SLS CT17 – CT PRADHAN MANTRI AWAS YOJANA. Details are enclosed at **Annexure-I & II** and also as under:

(Rs. in lakh)

S. No.	Particulars	Admissible expenditure as per CB norms	Admissible Central Assistance (75%)	Funds already released as 1 st installment of Central Assistance (50%) for FY 2024-25	Funds being released in this sanction as 2 nd installment of Central Assistance for FY 2024-25
i.	SLTC with 10 Specialists	80.21	60.16	36.27	23.89
ii.	93 CLTCs with 129 Specialists	531.45	398.59	233.30	165.29
Total		611.66	458.75	269.57	189.18

2. Earlier, fund of Rs. 276.73 lakh was released to State Govt. of Chhattisgarh as 2nd & final instalment of Central Assistance for SLTC and 91 CLTCs for FY 2023-24 and 1st instalment of Central Assistance for SLTC with 12 Specialists and 93 CLTCs with 139 Specialists for FY 2024-25 under Capacity Building activities of PMAY-U Mission vide sanction letter No. N-11011/564/2017-HFA I SECTION-MHUPA (FTS-9022039) dated 24.10.2024. The State Govt. has submitted the entire Utilization Certificate (UC) against the said release, which is **attached** herewith.

3. State Govt. of Chhattisgarh has also submitted the documents required for release of 2nd installment of Central Assistance for SLTC with 10 Specialists and 93 CLTCs with 129 Specialists for FY 2024-25 under Capacity Building activities of PMAY-U Mission.

4. The above grant is subject to the following conditions:

- PMAY-U being a Centrally Sponsored Scheme (CSS), the State Govt. should strictly follow the revised procedure of fund flow as per O.M. No. 1(13) PFMS/FCD/2020 dated 23rd March 2021 issued by Department of Expenditure, Ministry of Finance, Government of India and subsequent instructions issued in this regard. These instructions have been made effective from 1st July 2021 which inter-alia provides that

- a. Based on the authorization, the State Govt. shall transfer the Central Assistance as well as commensurate State share to the Single Nodal Account (SNA) within 30 days of receipt of Central Assistance failing which penal interest at the rate of 7% per annum will be charged on the number of days of delay beyond 30 days in transfer of Central Assistance to the SNA account.
 - b. Central Assistance along with State share are to be kept by the Nodal Agency in the Single Nodal Account (SNA) opened in a Scheduled Commercial Bank for the purpose and the same is mapped in PFMS. The nodal agency will allocate drawing limits to IAs having zero balance subsidiary accounts duly mapped in PFMS and linked to SNA account for drawal of funds on real time basis from the Single Nodal Account.
 - c. The nodal agency shall ensure that the interest earned from the funds released, should be mandatorily remitted to respective consolidated funds on pro-rata basis in terms of rule 230(8) of GFR 2017.
 - d. SNAs and IAs will mandatorily use the DBT/EAT module of PFMS or integrate their systems with the PFMS to ensure that information on PFMS is updated by each IA at least once every day.
 - e. SNA will keep all the funds received in the Single Nodal Account only and shall not divert the same to Fixed Deposits/Flexi-Account/Multi-Option Deposit Account/Corporate Liquid Term Deposit (CLTD) Account etc.
 - f. Further releases under the scheme will be made only after transfer of entire Central Assistance released till date along with corresponding State share in the SNA account and utilization of 75% of earlier releases along with corresponding State share.
- ii. The State will comply with the terms and conditions stipulated in the guidelines, CSMC directions and instructions issued by this Ministry.
 - iii. The State will utilize the sanctioned grant for the purpose for which it is released. The State Government/Nodal Agency shall furnish physical and financial progress reports every quarter.
 - iv. The State will furnish the Expenditure Statement/UC as per GFR 2017 along with the details of Specialists engaged subject to financial norms approved by 1st CSMC as well as adherence to scheme guidelines.
 - v. Further installment of funds will be considered on receipt of expenditure statement/UC from the State Govt. along with details of specialists engaged subject to financial norms approved by 1st CSMC as well as adherence to scheme guidelines, furnishing clarifications/supporting documents and submission of pending UCs under RAY, if any.
 - vi. The State Govt./Nodal Agency shall strictly monitor the progress of the preparatory work. All bills/voucher etc. should be safely kept at SLNA level for future audit and other references.
 - vii. The amount of Central Assistance approved will form a part of capacity building plan of the State under PMAY-U mission.
 - viii. Transfer of funds to different entities, if any may be made through PFMS, as applicable and where there is an element of cash transfer to individuals, the same may be made through DBT/EAT module of PFMS mode, as applicable.
5. The expenditure involved is debit to the following Head of Account under Demand No. 60 of Ministry of Housing and Urban Affairs for the year 2024-25:

(Signature)

Major Head	3601	Grants-in-aid to State Governments
Sub-Major Head	06	Centrally Sponsored Scheme
Minor Head	101	Central Assistance/Share
Sub Head	31	Pradhan Mantri Awas Yojana (Urban)
Detailed Head	01	Assistance to State Govts.
Object Head	31.01.31	Grants-in-Aid-General


6. The amount will be credited to the State Government's Account at Reserve Bank of India, CAS, Nagpur as per procedure laid down by Ministry of Finance, Department of Expenditure in this regard.

7. As per rule 236(1) of GFR, 2017, the relevant accounts of the Grantee Institution(s)/Organisation(s) shall be open to inspection by the sanctioning authority and audit, both by the Comptroller and Auditor General of India under the provision of CAG (DPC) Act 1971 and internal audit by the Principal Accounts Office of the Ministry or Department, whenever the Institution or Organisation is called upon to do so.

8. This issues with the concurrence of the Integrated Finance Division vide **Notes # 44-46 of even number dated 11.03.2025.**

9. The sanction has been registered at **S. No. 367** of the Grants-in-Aid Register of the HFA Division for the year 2024-25.

Yours faithfully,



(B.K. Mandal)

Under Secretary to the Govt. of India
Tel.: 011-23063285

Encl.: As above.

Copy to:

1. Secretary, Urban Administration & Development Department, State Govt. of Chhattisgarh, Mantralaya, Mahanadi Bhawan, Naya Raipur-492002
2. Accountant General (A&E), Chhattisgarh
3. Reserve Bank of India, CAS, Nagpur
4. NITI Aayog, SP Divn./FR Divn., Sansad Marg, New Delhi-1100014
5. DDG (HFA), MoHUA
6. Joint Dir. (IFD), MoHUA
7. DS (Budget), MoHUA
8. Section Officer (Admn-II), MoHUA, Nirman Bhawan, New Delhi
9. PMU (MIS), HFA Directorate
10. Dy. Chief (MIS), HFA Directorate may place this sanction at appropriate place on the website of the Ministry.
11. Sanction folder


(B.K. Mandal)

Under Secretary to the Govt. of India

Details of SLTC for FY 2024-25 in respect of State of Chhattisgarh

(Amount in Rs.)

S. No.	Designation of the Specialists	Educational Qualification	Date of Joining	Date of Resignation	No. of completed months for which Specialists have worked	Salary Per month Paid by the State	Admissible salary per month as per CB norms	Total expenditure as per CB norms	Total expenditure incurred to be State	Total admissible expenditure as per CB norms	Admissible Central Assistance (75%)
1	GIS Specialist	Post Graduate	01.10.2018	-	12	90,000	85,000	10,20,000	10,20,000	10,20,000	7,65,000
2	Municipal Finance Specialist-1	Post Graduate	01.10.2018	-	12	90,000	85,000	10,20,000	10,20,000	10,20,000	7,65,000
3	Social Development Specialist	Post Graduate	01.04.2024	-	12	85,000	85,000	10,20,000	9,29,000	9,29,000	6,96,750
4	MIS Specialist-1	Post Graduate	01.10.2018	-	12	90,000	85,000	10,20,000	10,20,000	10,20,000	7,65,000
5	Municipal/Civil Engineer-1	Graduate	01.10.2018	-	12	74,000	70,000	8,40,000	8,40,000	8,40,000	6,30,000
6	MIS Specialist-2	Post Graduate	01.08.2022	-	12	69,000	85,000	10,20,000	8,28,000	8,28,000	6,21,000
7	Institutional Strengthening Specialist	Graduate	01.10.2018	-	12	63,000	70,000	8,40,000	7,56,000	7,56,000	5,67,000
8	Municipal/Civil Engineer-2	Post Graduate	01.10.2020	-	12	58,000	85,000	10,20,000	6,96,000	6,96,000	5,22,000
9	MIS Specialist-3	Graduate	01.10.2018	-	12	42,000	70,000	8,40,000	5,04,000	5,04,000	3,78,000
10	Municipal Finance Specialist-2	Graduate	01.10.2018	-	12	34,000	70,000	8,40,000	4,08,000	4,08,000	3,06,000
Total								94,80,000	80,21,000	80,21,000	60,15,750 (Say Rs. 60.16 lakh)

Admissible Central Assistance for SLTC for FY 2024-25= Rs. 60.16 lakh

Fund already released as 1st installment of Central Assistance for SLTC for FY 2024-25= Rs. 36.27 lakh

Fund being released as 2nd installment of Central Assistance for SLTC for FY 2024-25= Rs. 23.89 lakh

Details of CLTCs for FY 2024-25 in respect of State of Chhattisgarh

Annexure-II

(Amount in Rs.)

S. No.	Name of Cluster/ CLTCs	Urban Population	Designation of the Specialists	Educational Qualification	Date of Joining	Date of Resignation	No. of completed months for which Specialists have worked	Salary paid by the State for the months	Salary per month paid by the State	Admissible salary per month as per CB norms	Salary for broken months as per CB norms	Salary for completed months as per CB norms	Total expenditure as per CB norms	Total expenditure incurred by the State	Total admissible expenditure as per CB norms	Admissible Central Assistance (75%)
1			Municipal/Civil Engineer	Degree	01.10.2018	-	12	-	44,000	50,000	-	6,00,000	6,00,000	5,26,533	5,26,533	3,94,900
2			Municipal/Civil Engineer	Degree	21.06.2020	-	12	-	35,700	50,000	-	6,00,000	6,00,000	4,23,640	4,23,640	3,17,730
3	Rajnpur	13,52,717	MIS Specialist	Post Graduate	12.06.2023	-	12	-	44,000	70,000	-	8,40,000	8,40,000	5,25,067	5,25,067	3,93,800
4			Social Development Specialist	Post Graduate	01.10.2018	-	12	-	73,500	70,000	-	8,40,000	3,40,000	8,40,000	8,40,000	6,30,000
5			Municipal/Civil Engineer	Degree	01.10.2018	-	12	-	37,000	35,000	-	4,20,000	4,20,000	4,20,000	4,20,000	3,15,000
6	Bilaspur	4,38,695	Municipal/Civil Engineer	Degree	18.07.2019	-	12	-	37,000	35,000	-	4,20,000	4,20,000	4,18,833	4,18,833	3,14,125
7			Municipal/Civil Engineer	Degree	01.10.2018	-	12	-	37,000	35,000	-	4,20,000	4,20,000	4,11,833	4,11,833	3,08,875
8			MIS Specialist	Post Graduate	01.10.2018	-	12	-	44,000	45,000	-	5,40,000	5,40,000	5,25,067	5,25,067	3,93,800
9			Municipal/Civil Engineer	Degree	19.06.2019	-	12	-	42,000	40,000	-	4,80,000	4,80,000	4,72,000	4,72,000	3,54,000
10			Municipal/Civil Engineer	Degree	01.10.2018	-	12	-	42,000	40,000	-	4,80,000	4,80,000	4,60,952	4,60,952	3,45,714
11	Bilhal	7,53,281	MIS Specialist	Post Graduate	06.10.2018	-	12	-	44,000	60,000	-	7,20,000	7,20,000	5,28,000	5,28,000	3,96,000
12			Social Development Specialist	Post Graduate	01.04.2024	-	12	-	60,000	60,000	-	7,20,000	7,20,000	6,76,167	6,76,167	5,07,125
13			Municipal/Civil Engineer	Degree	20.05.2019	-	12	-	37,000	35,000	-	4,20,000	4,20,000	4,20,000	4,20,000	3,15,000
14	Resali	1,08,838	Social Development Specialist	Post Graduate	12.08.2024	-	7	-	31,000	45,000	28,032	3,15,000	3,44,032	2,31,467	2,31,467	1,73,600
15			Municipal/Civil Engineer	Degree	01.10.2018	-	12	-	37,000	35,000	-	4,20,000	4,20,000	4,20,000	4,20,000	3,15,000
16	Korba	4,39,304	Municipal/Civil Engineer	Degree	19.07.2019	-	12	-	30,450	35,000	-	4,20,000	4,20,000	3,65,400	3,65,400	2,74,050
17			Social Development Specialist	Post Graduate	23.11.2019	-	12	-	42,000	45,000	-	5,40,000	5,40,000	5,04,000	5,04,000	3,78,000
18			Municipal/Civil Engineer	Degree	01.10.2018	-	12	-	37,000	35,000	-	4,20,000	4,20,000	4,10,667	4,10,667	3,08,000
19	Bilgaon	1,15,553	MIS Specialist	Post Graduate	01.10.2018	-	12	-	37,000	45,000	-	5,40,000	5,40,000	4,44,000	4,44,000	3,33,000
20			Municipal/Civil Engineer	Degree	01.10.2018	-	12	-	37,000	35,000	-	4,20,000	4,20,000	4,20,000	4,20,000	3,15,000
21	Dhamtari	1,22,012	Social Development Specialist	Post Graduate	01.10.2018	-	12	-	37,000	45,000	-	5,40,000	5,40,000	4,41,533	4,41,533	3,31,150
22			Municipal/Civil Engineer	Degree	01.10.2016	-	12	-	37,000	35,000	-	4,20,000	4,20,000	4,20,000	4,20,000	3,15,000
23	Bhilai-Charoda	1,17,610	MIS Specialist	Post Graduate	04.10.2018	-	12	-	37,000	45,000	-	5,40,000	5,40,000	4,44,000	4,44,000	3,33,000
24			Social Development Specialist	Post Graduate	06.03.2021	-	12	-	30,450	45,000	-	5,40,000	5,40,000	3,65,400	3,65,400	2,74,050
25			Municipal/Civil Engineer	Degree	19.06.2019	-	12	-	37,000	35,000	-	4,20,000	4,20,000	4,04,833	4,04,833	3,03,675

26	Durg	3,22,567	MIS Specialist	Post Graduate	03.10.2018	-	12	-	37,000	45,000	-	5,40,000	5,40,000	4,44,000	4,44,000	4,44,000	3,33,000
27			Social Development Specialist	Post Graduate	18.09.2024	-	6	-	37,000	45,000	19,500	2,70,000	2,89,500	2,36,800	2,36,800	1,77,600	
28			MIS Specialist	Post Graduate	19.11.2019	-	12	-	33,600	45,000	-	5,40,000	5,40,000	4,03,200	4,03,200	3,02,400	
29	Chirmiri		Social Development Specialist	Post Graduate	01.10.2018	-	12	-	37,000	45,000	-	5,40,000	5,40,000	4,44,000	4,44,000	3,33,000	
30			Municipal/Civil Engineer	Degree	01.10.2018	-	12	-	37,000	35,000	-	4,20,000	4,20,000	4,18,833	4,18,833	3,14,125	
31	Rajarn	1,80,023	MIS Specialist	Post Graduate	17.08.2021	-	12	-	37,000	45,000	-	5,40,000	5,40,000	4,44,000	4,44,000	3,33,000	
32			Social Development Specialist	Post Graduate	04.10.2018	-	12	-	37,000	45,000	-	5,40,000	5,40,000	4,44,000	4,44,000	3,33,000	
33			Municipal/Civil Engineer	Degree	22.01.2019	-	12	-	37,000	35,000	-	4,20,000	4,20,000	4,20,000	4,20,000	3,15,000	
34	Rajnandgaon	1,56,737	MIS Specialist	Post Graduate	03.10.2018	-	7	Salary paid by the State for 7 months	37,000	45,000	-	3,15,000	3,15,000	2,47,900	2,47,900	1,85,925	
35			Social Development Specialist	Post Graduate	01.10.2018	-	12	-	37,000	45,000	-	5,40,000	5,40,000	4,42,767	4,42,767	3,32,075	
36			Municipal/Civil Engineer	Degree	07.12.2020	-	12	-	37,000	35,000	-	4,20,000	4,20,000	4,16,500	4,16,500	3,12,375	
37	Artekapur	1,45,285	MIS Specialist	Post Graduate	05.10.2018	-	12	-	37,000	45,000	-	5,40,000	5,40,000	4,44,000	4,44,000	3,33,000	
38			Social Development Specialist	Post Graduate	01.10.2018	-	12	-	37,000	45,000	-	5,40,000	5,40,000	4,44,000	4,44,000	3,33,000	
39	Jagtapur	1,50,556	Municipal/Civil Engineer	Degree	05.10.2019	-	12	-	37,000	35,000	-	4,20,000	4,20,000	4,18,833	4,18,833	3,14,125	
40			MIS Specialist	Post Graduate	01.08.2022	-	12	-	37,000	45,000	-	5,40,000	5,40,000	4,44,000	4,44,000	3,33,000	
41			Municipal/Civil Engineer	Degree	01.10.2018	-	12	-	42,500	50,000	-	6,00,000	6,00,000	5,83,333	5,83,333	4,37,500	
42	Rajpur Division	21,83,641	Social Development Specialist	Post Graduate	13.03.2024	-	12	-	33,600	70,000	-	8,40,000	8,40,000	3,78,560	3,78,560	2,83,920	
43			MIS Specialist	Post Graduate	02.03.2020	-	12	-	45,000	45,000	-	5,40,000	5,40,000	4,84,000	4,84,000	3,63,000	
44			MIS Specialist-2	Degree	17.08.2020	-	12	-	31,500	50,000	-	6,00,000	6,00,000	3,78,000	3,78,000	2,83,500	
45			Municipal/Civil Engineer	Degree	01.10.2018	-	12	-	52,500	50,000	-	6,00,000	6,00,000	6,00,000	6,00,000	4,50,000	
46	Bilaspur Division	18,30,383	MIS Specialist-1	Post Graduate	01.10.2018	-	12	-	47,500	70,000	-	8,40,000	8,40,000	5,65,417	5,65,417	4,26,313	
47			Municipal/Civil Engineer	Degree	01.10.2018	-	12	-	52,500	50,000	-	6,00,000	6,00,000	6,00,000	6,00,000	4,50,000	
48	Durg Division	19,73,609	Social Development Specialist	Post Graduate	01.04.2024	-	12	-	35,000	70,000	-	9,40,000	9,40,000	3,65,400	3,65,400	2,74,050	
49			MIS Specialist-1	Post Graduate	04.10.2018	-	12	-	47,500	70,000	-	8,40,000	8,40,000	5,70,000	5,70,000	4,27,500	
50			Municipal/Civil Engineer	Degree	27.05.2022	-	12	-	27,300	35,000	-	4,20,000	4,20,000	3,24,870	3,24,870	2,43,653	
51	Bastar Division	4,90,263	Social Development Specialist	Post Graduate	05.10.2018	-	12	-	37,000	45,000	-	5,40,000	5,40,000	4,44,000	4,44,000	3,33,000	
52			MIS Specialist-1	Post Graduate	05.10.2018	-	12	-	47,500	45,000	-	5,40,000	5,40,000	5,40,000	5,40,000	4,05,000	
53			Municipal/Civil Engineer	Post Graduate	01.10.2018	-	12	-	50,000	60,000	-	7,20,000	7,20,000	6,00,000	6,00,000	4,50,000	

54	Surguja Division	6 09 442	Social Development Specialist-1	Post Graduate	05.10.2018	-	12	-	37,000	60,000	-	7,20,000	7,20,000	4,44,500	4,44,000	3,33,000
55			MIS Specialist-1	Post Graduate	01.10.2018	-	12	-	47,500	60,000	-	7,20,000	7,20,000	5,70,000	6,70,000	4,27,500
56	Cluster-1 (Kanker, Bhanupalappur)	54 680	Municipal/Civil Engineer	Degree	01.10.2018	-	12	-	37,000	35,000	-	4,20,000	4,20,000	4,20,000	4,20,000	3,15,000
57	Cluster-2 (Cherama, Naranpur)	17,059	Municipal/Civil Engineer	Degree	29.05.2023	-	12	-	33,600	35,000	-	4,20,000	4,20,000	3,98,200	3,58,700	2,99,000
58	Cluster-3 (Antegari, Pakhanjore)	20,373	Municipal/Civil Engineer	Degree	05.10.2018	-	12	-	37,000	35,000	-	4,20,000	4,20,000	4,13,000	4,13,000	3,09,750
59	Cluster-4 (Keshkai, Farasapan)	20,905	Municipal/Civil Engineer	Degree	05.10.2018	-	12	-	37,000	35,000	-	4,20,000	4,20,000	4,16,500	4,16,500	3,12,375
60	Cluster-5 (Kondagan, Naxalaganj)	63,632	Municipal/Civil Engineer	Degree	01.06.2019	-	12	-	37,000	35,000	-	4,20,000	4,20,000	4,18,533	4,18,533	3,14,125
61	Cluster-6 (Danevada, Bastari)	28,418	Municipal/Civil Engineer	Degree	05.10.2018	-	12	-	37,000	35,000	-	4,20,000	4,20,000	4,20,000	4,20,000	3,15,000
62	Cluster-7 (Bade-Buchhi, Kiranjuli)	48,386	Municipal/Civil Engineer	Degree	15.03.2024	-	12	-	37,000	35,000	-	4,20,000	4,20,000	4,18,533	4,18,533	3,14,125
63	Cluster-9 (Sukma, Dornapali)	25,397	Municipal/Civil Engineer	Degree	01.08.2021	-	12	-	37,000	35,000	-	4,20,000	4,20,000	4,17,667	4,17,667	3,13,250
64	Cluster-10 (Gadarn, Barsur)	16,891	Municipal/Civil Engineer	Degree	21.02.2023	-	12	-	37,000	35,000	-	4,20,000	4,20,000	4,04,833	4,04,833	3,03,625
65	Cluster-11 (Konta)	6,446	Municipal/Civil Engineer	Degree	29.12.2023	-	12	-	37,000	35,000	-	4,20,000	4,20,000	4,08,333	4,08,333	3,06,250
66	Cluster-13 (Ratanpur)	28,563	Municipal/Civil Engineer	Degree	03.08.2023	-	11	Salary paid by the State for 11 months	37,000	35,000	-	3,85,000	3,85,000	3,55,500	3,53,500	2,61,125
67	Cluster-14 (Mungeli, Lorm)	61,927	Municipal/Civil Engineer	Degree	01.10.2018	-	12	-	37,000	35,000	-	4,20,000	4,20,000	4,20,000	4,20,000	3,15,000
68	Cluster-15 (Kharaya, KirgomalNagar)	38,449	Municipal/Civil Engineer	Degree	01.10.2018	-	12	-	37,000	35,000	-	4,20,000	4,20,000	4,20,000	4,20,000	3,15,000
69	Cluster-16 (Langar-Nalia, Barada)	65,029	Municipal/Civil Engineer	Degree	22.12.2018	-	12	-	37,000	35,000	-	4,20,000	4,20,000	4,20,000	4,20,000	3,15,000
70	Cluster-17 (Cherma, Sarapan)	62,966	Municipal/Civil Engineer	Degree	01.10.2018	-	12	-	37,000	35,000	-	4,20,000	4,20,300	4,17,667	4,17,667	3,13,250
71	Cluster-18 (Sakti, Dabra, Adhar)	44,497	Municipal/Civil Engineer	Degree	28.04.2022	-	12	-	37,000	35,000	-	4,20,000	4,20,000	4,20,000	4,20,000	3,15,000
72	Cluster-19 (Sarangan, Chandrapur)	27,171	Municipal/Civil Engineer	Degree	14.01.2019	-	12	-	37,000	35,000	-	4,20,000	4,20,000	4,18,533	4,18,533	3,14,125
73	Cluster-20 (Kalyava, Chharkala)	37,115	Municipal/Civil Engineer	Degree	05.10.2018	-	12	-	37,000	35,000	-	4,20,000	4,20,000	4,18,533	4,18,533	3,14,125
74	Cluster-21 (Jahadpur, Kora)	46,048	Municipal/Civil Engineer	Degree	03.10.2018	-	12	-	37,000	35,000	-	4,20,000	4,20,000	4,20,000	4,20,000	3,15,000
75	Cluster-22 (Makira, Nawarain)	36,996	Municipal/Civil Engineer	Degree	01.10.2018	-	12	-	37,000	35,000	-	4,20,000	4,20,000	4,17,667	4,17,667	3,13,250
76	Cluster-23 (Saragan, Patnaya)	16,600	Municipal/Civil Engineer	Degree	01.11.2020	-	12	-	37,000	35,000	-	4,20,000	4,20,000	4,17,667	4,17,667	3,13,250
77	Cluster-24 (Pendra, Gaurai)	38,742	Municipal/Civil Engineer	Degree	19.01.2019	-	12	-	37,000	35,000	-	4,20,000	4,20,000	4,13,000	4,13,000	3,09,750

[Handwritten signature]

78	Cluster-25 (Bihna Begg, Mahari)	44,441	Municipal/Civil Engineer	Degree	02.09.2020	-	12	-	37,000	35,000	-	4,20,000	4,20,000	3,96,400	3,96,400	2,89,800	
79	Cluster-26 (Charghoda, Lalunga, Dharampatan)	38,421	Municipal/Civil Engineer	Degree	18.01.2021	-	12	-	37,000	35,000	-	4,20,000	4,20,000	4,20,000	4,20,000	3,15,000	
80	Cluster-27 (Pusore, Saraya, Barankela)	20,725	Municipal/Civil Engineer	Degree	01.10.2016	-	12	-	37,000	35,000	-	4,20,000	4,20,000	4,13,900	4,13,900	3,09,750	
81	Cluster-28 (Jalpur, Navatarakwar)	20,987	Municipal/Civil Engineer	Degree	05.10.2018	-	12	-	37,000	35,000	-	4,20,000	4,20,000	4,17,667	4,17,667	3,13,250	
82	Cluster-29 (Sheonarayan, Rahod, Kharod)	31,272	Municipal/Civil Engineer	Degree	03.10.2018	-	12	-	37,000	35,000	-	4,20,000	4,20,000	4,20,000	4,20,000	3,15,000	
83	Cluster-30 (Deepka, Pali)	39,207	Municipal/Civil Engineer	Degree	27.04.2023	30.11.2024	2	-	Salary paid by the State for 2 months	35,000	35,000	-	70,000	70,000	54,600	54,600	40,950
84	Cluster-31 (Deekar, Parpod, Dharamtha)	24,072	Municipal/Civil Engineer	Degree	24.02.2022	-	3	-	Salary paid by the State for 3 months	35,000	35,000	-	1,05,000	1,05,000	81,900	81,900	61,425
85	Cluster-32 (Jammul, Ahwar)	55,515	Municipal/Civil Engineer	Degree	25.07.2024	-	8	-	37,000	35,000	7,903	2,80,000	2,87,903	2,80,000	2,80,000	2,10,000	
86	Cluster-33 (Ujar, Patan)	22,662	Municipal/Civil Engineer	Degree	01.10.2018	05.09.2024	5	-	37,000	35,000	5,833	1,75,000	1,80,833	1,80,833	1,80,833	1,35,625	
87	Cluster-34 (Saja, Thantamra)	16,356	Municipal/Civil Engineer	Degree	25.10.2024	-	5	-	37,000	35,000	7,903	1,75,000	1,82,903	1,75,000	1,75,000	1,31,250	
88	Cluster-35 (Berenara, Beria)	40,441	Municipal/Civil Engineer	Degree	08.03.2019	-	12	-	37,000	35,000	-	4,20,000	4,20,000	4,11,833	4,11,833	3,08,875	
89	Cluster-36 (Navagan, Maro)	20,564	Municipal/Civil Engineer	Degree	04.10.2018	-	12	-	37,000	35,000	-	4,20,000	4,20,000	4,20,000	4,20,000	3,12,000	
90	Cluster-37 (Sahaspur, Chhara, Parva)	14,251	Municipal/Civil Engineer	Degree	03.10.2018	-	12	-	37,000	35,000	-	4,20,000	4,20,000	4,09,500	4,09,500	3,07,125	
91	Cluster-38 (Pandariya, Pandarai)	27,808	Municipal/Civil Engineer	Degree	01.04.2019	-	12	-	37,000	35,000	-	4,20,000	4,20,000	4,18,833	4,18,833	3,14,125	
92	Cluster-39 (Kawarda, Bodla)	62,815	Municipal/Civil Engineer	Degree	01.10.2018	-	12	-	37,000	35,000	-	4,20,000	4,20,000	4,16,500	4,16,500	3,12,575	
93	Cluster-40 (Dongarh, Chhura)	50,257	Municipal/Civil Engineer	Degree	07.01.2021	-	12	-	37,000	35,000	-	4,20,000	4,20,000	4,13,050	4,13,050	3,06,750	
94	Cluster-41 (Dongarh, Ambagan-Chouki)	29,489	Municipal/Civil Engineer	Degree	05.10.2018	-	12	-	37,000	35,000	-	4,20,000	4,20,000	4,18,833	4,18,833	3,14,125	
95	Cluster-42 (Gandol, Chhura, Kharagan)	51,523	Municipal/Civil Engineer	Degree	01.10.2018	-	12	-	37,000	35,000	-	4,20,000	4,20,000	4,18,833	4,18,833	3,14,125	
96	Cluster-43 (Gunderdi, Arunda)	16,158	Municipal/Civil Engineer	Degree	25.09.2021	-	12	-	37,000	35,000	-	4,20,000	4,20,000	3,89,667	3,89,667	2,92,250	
97	Cluster-44 (Baid, Daurdi-Lohra, Gur)	40,162	Municipal/Civil Engineer	Degree	06.10.2018	-	2	-	Salary paid by the State for 2 months	37,000	35,000	-	70,000	70,000	41,319	41,319	30,989
98	Cluster-44 (Baid, Daurdi-Lohra, Gur)	40,162	Municipal/Civil Engineer	Degree	21.10.2024	-	5	-	37,000	35,000	12,419	1,75,000	1,87,419	1,85,500	1,85,500	1,39,125	

(Signature)

99	Cluster-45 (Daitalpara Chhikhesa Doral)	70.278	Municipal/Civil Engineer	Degree	05.10.2018	-	12	-	37.000	35.000	-	4.20.000	4.20.000	4.07.667	4.07.667	3.05.375
100	Cluster-46 (Kumhari)	42.053	Municipal/Civil Engineer	Degree	05.10.2018	-	12	-	37.000	35.000	-	4.20.000	4.20.000	4.20.000	4.20.000	3.15.000
101	Cluster-47 (Mena- Camp, Adhanpur)	31.662	Municipal/Civil Engineer	Degree	06.03.2019	30.11.2024	1	Salary paid by the State for 1 month	37.000	35.000	-	35.000	35.000	33.833	33.833	25.375
102	Cluster-48 (Jazara Gadbanjara)	58.087	Municipal/Civil Engineer	Degree	05.10.2018	-	12	-	37.000	35.000	-	4.20.000	4.20.000	4.17.667	4.17.667	3.19.250
103	Cluster-49 (Tida- Nawa, Khajoga)	55.101	Municipal/Civil Engineer	Degree	01.11.2020	-	12	-	37.000	35.000	-	4.20.000	4.20.000	4.17.667	4.17.667	3.13.250
104	Cluster-50 (Simga Kuma)	29.860	Municipal/Civil Engineer	Degree	05.10.2019	-	12	-	37.000	35.000	-	4.20.000	4.20.000	4.20.000	4.20.000	3.15.000
105	Cluster-51 (Kurud Magalodi)	24.076	Municipal/Civil Engineer	Degree	14.06.2024	-	9	-	31.000	35.000	19.833	3.15.000	3.34.833	2.81.667	2.81.667	2.10.800
106	Cluster-52 (Bakhara, Aamdi, Nepali)	32.946	Municipal/Civil Engineer	Degree	20.09.2024	-	6	-	37.000	35.000	12.833	2.10.000	2.22.833	2.17.000	2.17.000	1.62.750
107	Cluster-53 (Bhatapara, Palai)	79.324	Municipal/Civil Engineer	Degree	01.10.2018	-	12	-	37.000	35.000	-	4.20.000	4.20.000	3.93.167	3.93.167	2.64.875
108	Cluster-54 (Bababazar, Bhatpali)	45.403	Municipal/Civil Engineer	Degree	01.10.2018	-	12	-	37.000	35.000	-	4.20.000	4.20.000	4.13.000	4.13.000	3.09.750
109	Cluster-55 (Kasipal, Laxan)	27.666	Municipal/Civil Engineer	Degree	24.12.2018	-	12	-	37.000	35.000	-	4.20.000	4.20.000	4.17.667	4.17.667	3.13.250
110	Cluster-56 (Tunda, Bilagam)	16.506	Municipal/Civil Engineer	Degree	24.03.2023	-	12	-	37.000	35.000	-	4.20.000	4.20.000	4.17.667	4.17.667	3.13.250
111	Cluster-57 (Mahasamund, Bardabara)	88.731	Municipal/Civil Engineer	Degree	01.10.2018	-	12	-	37.000	35.000	-	4.20.000	4.20.000	4.18.833	4.18.833	3.14.125
112	Cluster-58 (Tungpaon, Phiroga)	18.987	Municipal/Civil Engineer	Degree	20.12.2018	-	12	-	37.000	35.000	-	4.20.000	4.20.000	3.92.000	3.92.000	2.94.000
113	Cluster-59 (Sairapal, Basna)	36.466	Municipal/Civil Engineer	Degree	28.11.2018	-	12	-	37.000	35.000	-	4.20.000	4.20.000	4.20.000	4.20.000	3.15.000
114	Cluster-60 (Rajim Finghar)	28.610	Municipal/Civil Engineer	Degree	13.03.2024	-	12	-	27.900	35.000	-	4.20.000	4.20.000	3.24.870	3.24.870	2.43.653
115	Cluster-61 (Garaband Chhural)	19.934	Municipal/Civil Engineer	Degree	13.05.2020	-	12	-	37.000	35.000	-	4.20.000	4.20.000	4.17.667	4.17.667	3.13.250
116	Cluster-62 (Menerdagarh Nar-lein, Krongapani, Jhaz Bhand)	76.182	Municipal/Civil Engineer	Degree	09.10.2023	-	12	-	27.300	35.000	-	4.20.000	4.20.000	3.25.780	3.25.780	2.44.335
117	Cluster-63 (Bakunthpur, Shyubachalia)	62.334	Municipal/Civil Engineer	Degree	14.01.2019	-	12	-	37.000	35.000	-	4.20.000	4.20.000	4.20.000	4.20.000	3.15.000
118	Cluster-64 (Sitalpur)	11.233	Municipal/Civil Engineer	Degree	01.10.2018	-	12	-	37.000	35.000	-	4.20.000	4.20.000	4.18.833	4.18.833	3.14.125
119	Cluster-65 (Painjagan, Kotla)	28.102	Municipal/Civil Engineer	Degree	17.02.2020	-	12	-	37.000	35.000	-	4.20.000	4.20.000	4.10.667	4.10.667	3.05.000
120	Cluster-66 (Surajpur, Premnagar)	30.172	Municipal/Civil Engineer	Degree	30.09.2022	-	12	-	37.000	35.000	-	4.20.000	4.20.000	4.15.333	4.15.333	3.11.500

30/11/24

121	Cluster-67 (Bhalgaon, Jakh, Bisnarapur)	34,759	Municipal/Civil Engineer	Degree	18.08.2019	-	12	-	37,000	35,000	-	4,20,000	4,20,000	4,15,333	4,15,333	3,11,500
122	Cluster-68 (Pratapour, Waldahaga)	14,020	Municipal/Civil Engineer	Degree	01.10.2018	-	12	-	37,000	35,000	-	4,20,000	4,20,000	4,20,000	4,20,000	3,15,000
123	Cluster-69 (Kajpur, Kusurn)	14,744	Municipal/Civil Engineer	Degree	05.10.2018	-	12	-	37,000	35,000	-	4,20,000	4,20,000	4,17,667	4,17,667	3,13,250
124	Cluster-70 (Kunkur, Bagicha)	29,127	Municipal/Civil Engineer	Degree	17.02.2020	-	12	-	37,000	35,000	-	4,20,000	4,20,000	4,15,333	4,15,333	3,11,500
125	Cluster-71 (Lakhapur)	7,524	Municipal/Civil Engineer	Degree	14.08.2019	-	12	-	37,000	35,000	-	4,20,000	4,20,000	4,20,000	4,20,000	3,15,000
126	Cluster-72 (Balampur, Ranajuhani)	19,619	Municipal/Civil Engineer	Degree	06.10.2018	-	12	-	37,000	35,000	-	4,20,000	4,20,000	4,13,000	4,13,000	3,09,750
127	Cluster-73 (Jashpur-Nagar)	33,961	Municipal/Civil Engineer	Degree	22.02.2024	-	12	-	37,000	35,000	-	4,20,000	4,20,000	4,20,000	4,20,000	3,15,000
128	Cluster-73 (Chandkhurda, Samoda)	11,319	Municipal/Civil Engineer	Degree	15.05.2021	-	12	-	37,000	35,000	-	4,20,000	4,20,000	4,20,000	4,20,000	3,15,000
129	Cluster-74 (Mandir Hasaud Anilghar)	31,546	Municipal/Civil Engineer	Degree	06.10.2023	-	8	Salary paid by the State for 8 months	27,300	35,000	-	2,80,000	2,80,000	2,16,580	2,16,580	1,82,435
Total	93	--	129	--	--	--	--	--	27,300	35,000	1,15,258	5,88,55,000	5,89,70,258	5,31,45,375	5,31,45,375	3,98,59,031 (Say Rs. 398.59 Lakh)

Admissible Central Assistance for CLTCs for FY 2024-25= Rs. 398.59 Lakh
Fund already released as 1st installment of Central Assistance for CLTCs for FY 2024-25= Rs. 233.30 Lakh
Fund being released as 2nd installment of Central Assistance for CLTCs for FY 2024-25= Rs. 165.29 Lakh

Form GFR 12 – C

[See Rule 239]

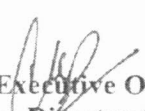
Form of Utilisation Certificate (Towards Non-EBR)


S. No.	Government of India Ministry of Housing and Urban Affairs HFA Mission Directorate Letter No. and Date	Amount (Rs. In Lakh.)	Certified that out of Rs. 276.73 Lakh (Rs. Two Crore Seventy Six Lakh Seventy Three Thousand) Grants-in-aid sanctioned during the year 2024-25 (Rs. 7.16 Lakh for FY- 2023-24 and Rs. 269.57 Lakh for FY – 2024-25) in favour of Urban Administration and Development, Govt. of Chhattisgarh under the Ministry/ Department Letter no. given in the table in the margin. and Rs. Nil on account of unspent balance of the previous year, a sum of 276.73 Lakh (Rs. Two Crore Seventy Six Lakh Seventy Three Thousand) has been utilized for the purpose of Pradhan Mantri Awas Yojana (Urban) - Housing for All Project (SLTC & CLTC Remuneration) for which it was sanctioned and that the utilized for Remuneration for FY 2024-25.
1.	Govt. of India Ministry of Housing and Urban Affairs (HFA-V Division) New Delhi N-11011/564/2017/HFA-I SECTION-MHUPA (FTS-9022039) Dated-24-10-2024	276.73	
	Total	276.73	

1. Certified that I have satisfied myself that the conditions on which the grants-in-aid was sanctioned have been duly fulfilled/ are being fulfilled and that I have exercised the following checks to see that the money was actually utilized for the purpose for which it was sanctioned.
2. Physical progress of the projects, where Government of India grants have been utilised, is enclosed.

Kinds of checks exercised

1. Separate Account has been maintained for HFA-PMAY Fund.
2. Regular monitoring and review meeting at Respective ULB
3. Regular inspection has been done by Engineers of Respective ULB. PMC are appointed for monitoring for projects.


Chief Executive Officer
Cum Mission Director (PMAY-U)
 State Urban Development Agency,
 Nava Raipur Atal Nagar


Secretary
 Govt. of Chhattisgarh
 Urban Administration & Development Department,