

PAO(Sectt.)/HUA/Admin/Advice/2023-24/726-28

GOVERNMENT OF INDIA

PAO(sectt),M/o Housing & Urban Affairs

507-C(Wing),Nirman Bhawan,New Delhi

Telephone No: 23062664 Fax No: 23062664

To,
The General Manager,
Reserve Bank of India,
Central Accounts Section,
Additional Office Building,
East High Court Road,
NAGPUR - 440 001

Code No:	707
Advice No:	150
Advice Date:	13/09/2024

Sir,

Please debit our account with Rs. **4,92,27,000/- (Four Crore Ninety Two Lakh Twenty Seven Thousand Only.)** by contra credit to the following accounts of the Governments with the amounts mentioned against each:

Month and Year of Accounts: **September, 2024**

The Amount to be Settled: **September, 2024**

Sl.No.	Name of the State	State Code	Scheme Code	Amount	Sanction No. and Date
1	MADHYA PRADESH	107	1989-STATE AND UT GRANTS UNDER PMAY (URBAN)	4,92,27,000	N-11011/97/2017-HFA I SECTION-MHUPA (FTS-9019873) dated 12/09/2024
GRAND TOTAL:				4,92,27,000	

Signature of the authorized official

Varsha Sharma

(Varsha Sharma)

Sr. Accounts Officer

1. O/o the Accountant General (A&E) -I, Madhya Pradesh, Rani Jhansi Road Gwalior-474002.
2. Sh. B.K. Mandal, US,(HFA-V) Nirman Bhawan, New Delhi.

① SO-HFA

② Man. Cell *BK Mandal*
25/09/24

③ MIS-HFA

Rajiv Dsh
23/9/24

No. N-11011/97/2017-HFA I SECTION-MHUPA (FTS-9019873)

Government of India
Ministry of Housing and Urban Affairs
(HFA-V Division)

Room No. 3, Technical Cell, Gate No. 7,
Nirman Bhawan, New Delhi-110011

Dated: 12.09.2024

To

The Pay & Accounts Officer (Sectt.),
Ministry of Housing and Urban Affairs,
Nirman Bhawan, New Delhi-110011

Sub: Release of Rs. 492.27 lakh to State Govt. of Madhya Pradesh as 2nd and final installment of Central Assistance for SLTC and 293 CLTCs for FY 2023-24 under Capacity Building activities of PMAY-U Mission - reg.

Sir,

I am directed to convey the sanction of the competent authority to release an amount of **Rs. 4,92,27,000/- (Rupees Four Crore Ninety Two Lakh and Twenty Seven Thousand only)** to State Govt. of Madhya Pradesh as 2nd and final installment of Central Assistance for SLTC with 10 Specialists and 293 CLTCs with 521 Specialists for FY 2023-24 under Capacity Building activities of Pradhan Mantri Awas Yojana – Urban (PMAY-U) Mission under SLS MP463 – Housing For All-Capacity Building-1 (1544). Details are enclosed at **Annexure-I & II** are as under:

(Rs. in lakh)

S. No.	Particulars	Total expenditure incurred by the State	Admissible expenditure as per CB norms	Admissible Central Assistance (75%)	Funds already released as 1 st installment of Central Assistance for FY 2023-24	Funds being released in this sanction as 2 nd installment of Central Assistance for FY 2023-24
i.	SLTC with 10 Specialists	104.10	104.10	78.07	38.25	39.82
ii.	293 CLTCs with 521 Specialists	1,780.80	1,777.76	1,333.32	880.87	452.45
Total		1,884.90	1,881.86	1,411.39	919.12	492.27

2. Earlier, fund of Rs. 919.12 lakh (Rs. 38.25 lakh for SLTC and Rs. 880.87 lakh for 406 CLTCs) was released to State Govt. of Madhya Pradesh as 1st installment of Central Assistance for SLTC with 10 Specialists and 406 CLTCs with 521 Specialists for FY 2023-24 under Capacity Building activities of PMAY-U Mission vide sanction letter of even number dated 31.10.2023. The State Govt. has submitted the entire Utilization Certificate (UC) against the said release, which is **attached** herewith.

3. The State has proposed more than 4 Specialists in few CLTCs on rotational basis from other cities as per the need and progress of the PMAY-U projects within the overall approved 521 Specialists for 293 CLTCs for FY 2023-24, which has been approved by the Competent Authority as per the provisions under Capacity Building guidelines of PMAY-U Mission.

4. State Govt. of Madhya Pradesh has also submitted the documents required for release of 2nd and final installment of Central Assistance for SLTC/CLTCs for FY 2023-24 under Capacity Building activities of PMAY-U Mission.



5. The above grant is subject to the following conditions:
- i. PMAY-U being a Centrally Sponsored Scheme (CSS), the State Govt. should strictly follow the revised procedure of fund flow as per O.M. No. 1(13) PFMS/FCD/2020 dated 23rd March 2021 issued by Department of Expenditure, Ministry of Finance, Government of India and subsequent instructions issued in this regard. These instructions have been made effective from 1st July 2021 which inter-alia provides that
 - a. Based on the authorization, the State Govt. shall transfer the Central Assistance as well as commensurate State share to the Single Nodal Account (SNA) within 30 days of receipt of Central Assistance failing which penal interest at the rate of 7% per annum will be charged on the number of days of delay beyond 30 days in transfer of Central Assistance to the SNA account.
 - b. Central Assistance along with State share are to be kept by the Nodal Agency in the Single Nodal Account (SNA) opened in a Scheduled Commercial Bank for the purpose and the same is mapped in PFMS. The nodal agency will allocate drawing limits to IAs having zero balance subsidiary accounts duly mapped in PFMS and linked to SNA account for drawal of funds on real time basis from the Single Nodal Account.
 - c. The nodal agency shall ensure that the interest earned from the funds released, should be mandatorily remitted to respective consolidated funds on pro-rata basis in terms of rule 230(8) of GFR 2017.
 - d. SNAs and IAs will mandatorily use the DBT/EAT module of PFMS or integrate their systems with the PFMS to ensure that information on PFMS is updated by each IA at least once every day.
 - e. SNA will keep all the funds received in the Single Nodal Account only and shall not divert the same to Fixed Deposits/Flexi-Account/Multi-Option Deposit Account/Corporate Liquid Term Deposit (CLTD) Account etc.
 - f. Further releases under the scheme will be made only after transfer of entire Central Assistance released till date along with corresponding State share in the SNA account and utilization of 75% of earlier releases along with corresponding State share.
 - ii. The State will comply with the terms and conditions stipulated in the guidelines, CSMC directions and instructions issued by this Ministry.
 - iii. The State will utilize the sanctioned grant for the purpose for which it is released. The State Government/Nodal Agency shall furnish physical and financial progress reports every quarter.
 - iv. The State will furnish the Expenditure Statement/UC as per GFR 2017 along with the details of Specialists engaged subject to financial norms approved by 1st CSMC as well as adherence to scheme guidelines.
 - v. Further installment of funds will be considered on receipt of expenditure statement/UC from the State Govt. along with details of specialists engaged subject to financial norms approved by 1st CSMC as well as adherence to scheme guidelines, furnishing clarifications/supporting documents and submission of pending UCs under RAY, if any.



- vi. The State Govt./Nodal Agency shall strictly monitor the progress of the preparatory work. All bills/voucher etc. should be safely kept at SLNA level for future audit and other references.
 - vii. The amount of Central Assistance approved will form a part of capacity building plan of the State under PMAY-U mission.
 - viii. Transfer of funds to different entities, if any may be made through PFMS, as applicable and where there is an element of cash transfer to individuals, the same may be made through DBT/EAT module of PFMS mode, as applicable.
6. The expenditure involved is debit to the following Head of Account under Demand No. 60 of Ministry of Housing and Urban Affairs for the year 2024-25.

Major Head	3601	Grants-in-aid to State Governments
Sub-Major Head	06	Centrally Sponsored Scheme
Minor Head	101	Central Assistance/Share
Sub Head	31	Pradhan Mantri Awas Yojana (Urban)
Detailed Head	01	Assistance to State Govts.
Object Head	31.01.31	Grants-in-Aid-General


7. The amount will be credited to the State Government's Account at Reserve Bank of India, CAS, Nagpur as per procedure laid down by Ministry of Finance, Department of Expenditure in this regard.

6. As per rule 236(1) of GFR, 2017, the relevant accounts of the Grantee Institution(s)/Organisation(s) shall be open to inspection by the sanctioning authority and audit, both by the Comptroller and Auditor General of India under the provision of CAG (DPC) Act 1971 and internal audit by the Principal Accounts Office of the Ministry or Department, whenever the Institution or Organisation is called upon to do so.

8. This issues with the concurrence of the Integrated Finance Division vide **Notes # 250-252 of even number dated 29.05.2024.**

9. The sanction has been registered at **S. No. 95** of the Grants-in-Aid Register of the HFA Division for the year 2024-25.

Yours faithfully,



(B.K. Mandal)

Under Secretary to the Govt. of India
Tel.: 011-23063285

Encl.: As above.

Copy to:

1. Commissioner cum Secretary (Urban Administration and Development), State Govt. of Madhya Pradesh, Bhopal
2. Accountant General (A&E), Madhya Pradesh
3. Reserve Bank of India, CAS, Nagpur
4. NITI Aayog, SP Divn./FR Divn., Sansad Marg, New Delhi-1100014
5. DDG (HFA-V), MoHUA
6. Joint Dir. (IFD), MoHUA
7. DS (Budget), MoHUA
8. Section Officer (Admn-II), MoHUA, Nirman Bhawan, New Delhi

9. PMU (MIS), HFA Directorate
10. Dy. Chief (MIS), HFA Directorate may place this sanction at appropriate place on the website of the Ministry.
11. Sanction folder

B.K. Mandal
12/09/2024

(B.K. Mandal)
Under Secretary to the Govt. of India

Details of SLTC for FY 2023-24 in respect of State of Madhya Pradesh

Annexure-I													
Details of SLTC for FY 2023-24 in respect of State of Madhya Pradesh													
(Amount in Rs.)													
S. No.	Designation of Specialists	Educational Qualification	Date Of Joining	Date of Resignation	No. of completed months for which Specialists have worked	Salary per month paid by the State	Admissible salary per month as per CB norms	Salary for broken months as per CB norms	Salary for completed months as per CB norms	Total expenditure as per CB norms	Total expenditure incurred by the State	Total admissible expenditure as per CB norms	Admissible Central Assistance (75%)
1	Housing Finance Specialist	Post Graduate	29.04.2017	15.01.2024	9	85,000	85,000	41,129	7,65,000	8,06,129	8,04,667	8,04,667	6,03,500
2	IEC Specialist	Post Graduate	03.05.2017	-	12	85,000	85,000	-	10,20,000	10,20,000	10,20,000	10,20,000	7,65,000
3	MIS Expert	Post Graduate	19.09.2020	-	12	85,000	85,000	-	10,20,000	10,20,000	10,20,000	10,20,000	7,65,000
4	PPP Expert	Post Graduate	17.04.2017	-	12	85,000	85,000	-	10,20,000	10,20,000	10,20,000	10,20,000	7,65,000
5	Procurement Specialist	Post Graduate	03.02.2022	-	12	85,000	85,000	-	10,20,000	10,20,000	10,20,000	10,20,000	7,65,000
6	Social Development Specialist	Post Graduate	30.01.2018	-	12	85,000	85,000	-	10,20,000	10,20,000	10,20,000	10,20,000	7,65,000
7	Urban Infrastructure Specialist	Post Graduate	12.04.2017	-	12	85,000	85,000	-	10,20,000	10,20,000	10,20,000	10,20,000	7,65,000
8	Urban Infrastructure Specialist	Post Graduate	24.04.2016	31.08.2023	5	85,000	85,000	-	4,25,000	4,25,000	4,25,000	3,18,750	
9	MIS Expert	Post Graduate	02.05.2020	-	12	85,000	85,000	-	10,20,000	10,20,000	10,20,000	10,20,000	7,65,000
10	Urban Planner/Town Planning Specialist	Post Graduate	01.07.2022	-	12	85,000	85,000	-	10,20,000	10,20,000	10,20,000	10,20,000	7,65,000
Total					12	85,000	85,000	-	10,20,000	10,20,000	10,20,000	10,20,000	7,65,000
Total					12	85,000	85,000	41,129	1,03,70,000	1,04,11,129	1,04,09,667	1,04,09,667	78,07,250 (Say Rs. 78.07 lakh)

Admissible Central Assistance for SLTC for FY 2023-24=

Rs. 78.07 lakh

Fund already released as 1st installment of Central Assistance for SLTC for FY 2023-24=

Rs. 38.25 lakh

Fund being released as 2nd and final installment of Central Assistance for SLTC for FY 2023-24=

Rs. 39.82 lakh



Details of CLTCs for FY 2023-24 in respect of State of Madhya Pradesh

S. No.	Cluster/City Name	Urban Population	Designation of Specialists	Educational Qualification	Date Of Joining	Date of Resignation	No. of completed months for which Specialists have worked	Additional Number of Days	Salary per month paid by the State	Admissible Salary per month as per CB norms	Salary for broken months as per CB norms	Salary for completed months as per CB norms	Total expenditure as per CB norms	Total expenditure incurred by the State	Total admissible expenditure as per CB norms	Admissible Central Assistance (75%)
1	Agar	37,917	Municipal/Civil Engineer	Graduate	20.12.2018	06.05.2023	1	6	35,000	35,000	6,774	35,000	41,774	42,000	41,774	31,333
2	Ainargh	18,656	Municipal/Civil Engineer	Graduate	27.10.2021	-	12	-	35,000	35,000	-	4,20,000	4,20,000	4,20,000	4,20,000	3,15,000
3	Akoda	12,534	Municipal/Civil Engineer	Diploma	06.12.2022	-	12	-	35,000	35,000	-	4,20,000	4,20,000	4,20,000	4,20,000	3,15,000
4	Akodia	11,652	Municipal/Civil Engineer	Diploma	19.07.2023	-	8	13	23,960	25,000	10,484	2,00,000	2,10,484	2,10,833	2,10,484	1,57,883
5	Akodia	11,652	Municipal/Civil Engineer	Graduate	11.06.2020	-	12	-	35,000	35,000	-	4,20,000	4,20,000	4,20,000	4,20,000	3,15,000
6	Alampur	10,686	MIS Expert/Operator	Graduate	24.09.2020	-	12	-	35,000	35,000	-	4,20,000	4,20,000	4,20,000	4,20,000	3,15,000
7	Allrajpur	28,498	Municipal/Civil Engineer	Graduate	04.01.2020	-	12	-	35,000	35,000	-	4,20,000	4,20,000	4,20,000	4,20,000	3,15,000
8	Allrajpur	28,498	Municipal/Civil Engineer	Graduate	17.01.2022	23.08.2023	4	23	35,000	35,000	25,963	1,40,000	1,65,963	1,66,833	1,65,968	1,24,476
9	Alot	24,115	Specialist	Post Graduate	18.09.2019	-	12	-	45,000	45,000	-	5,40,000	5,40,000	5,40,000	5,40,000	4,05,000
10	Ananangal	13,886	Municipal/Civil Engineer	Graduate	20.12.2021	16.11.2023	7	16	35,000	35,000	18,667	2,45,000	2,63,667	2,63,667	2,63,667	1,97,750
11	Ananangal	13,886	Municipal/Civil Engineer	Graduate	06.05.2017	-	12	-	35,000	35,000	-	4,20,000	4,20,000	4,20,000	4,20,000	3,15,000
12	Anarpatan	19,409	Municipal/Civil Engineer	Diploma	17.04.2017	-	12	-	25,000	25,000	-	3,00,000	3,00,000	3,00,000	3,00,000	2,25,000
13	Ambah	47,177	Municipal/Civil Engineer	Graduate	03.10.2017	06.12.2023	6	0	35,000	35,000	6,774	2,80,000	2,86,774	2,86,774	2,86,774	2,15,081
14	Ambah	47,177	MIS Expert	Graduate	25.01.2018	-	8	-	35,000	35,000	-	4,20,000	4,20,000	4,20,000	4,20,000	3,15,000
15	Arila	30,215	Municipal/Civil Engineer	Diploma	26.03.2018	26.06.2023	2	28	25,000	25,000	23,333	50,000	73,333	73,333	73,333	56,000
16	Arila	30,215	Municipal/Civil Engineer	Diploma	01.05.2018	-	12	-	25,000	25,000	-	3,00,000	3,00,000	3,00,000	3,00,000	2,25,000
17	Anjad	26,289	MIS Expert	Graduate	29.04.2017	-	12	-	35,000	35,000	-	4,20,000	4,20,000	4,20,000	4,20,000	3,15,000
18	Anjad	26,289	Municipal/Civil Engineer	Graduate	17.07.2023	01.02.2024	6	15+1	35,000	35,000	18,142	2,10,000	2,28,142	2,28,142	2,28,142	1,71,107
19	Anuppur	19,899	MIS Expert/Operator	Diploma	01.08.2023	-	8	-	25,000	25,000	-	2,00,000	2,00,000	2,00,000	2,00,000	1,50,000
20	Aton	28,010	MIS Expert/Operator	Graduate	20.03.2018	-	12	-	35,000	35,000	-	4,20,000	4,20,000	4,20,000	4,20,000	3,15,000
21	Aton	28,010	MIS Expert	Graduate	31.08.2021	17.10.2023	6	17	35,000	35,000	19,164	2,10,000	2,29,164	2,29,164	2,29,164	1,71,895
22	Asht	81,828	Municipal/Civil Engineer	Graduate	03.02.2018	02.12.2023	12	2	35,000	35,000	2,259	2,80,000	2,82,259	2,82,259	2,82,259	2,11,694
23	Asht	81,828	MIS Expert	Graduate	14.06.2022	-	8	-	35,000	35,000	-	4,20,000	4,20,000	4,20,000	4,20,000	3,15,000
24	Asht	81,828	Municipal/Civil Engineer	Graduate	26.04.2023	-	12	-	35,000	35,000	-	4,20,000	4,20,000	4,20,000	4,20,000	3,15,000
25	Asht	81,828	MIS Expert	Graduate	26.04.2023	-	12	-	35,000	35,000	-	4,20,000	4,20,000	4,20,000	4,20,000	3,15,000
26	Asht	81,828	Municipal/Civil Engineer	Graduate	23.01.2018	09.11.2023	7	9	35,000	35,000	10,500	2,45,000	2,55,500	2,55,500	2,55,500	1,91,829
27	Athner	11,915	MIS Expert	Graduate	03.05.2017	-	12	-	35,000	35,000	-	4,20,000	4,20,000	4,20,000	4,20,000	3,15,000
28	Babal	16,741	MIS Expert/Operator	Graduate	16.07.2021	-	12	-	35,000	35,000	-	4,20,000	4,20,000	4,20,000	4,20,000	3,15,000
29	BadaMahera	18,332	Municipal/Civil Engineer	Graduate	08.02.2018	-	12	-	35,000	35,000	-	4,20,000	4,20,000	4,20,000	4,20,000	3,15,000
30	Badi	19,603	MIS Expert	Graduate	04.10.2023	-	5	28	35,000	35,000	31,613	1,75,000	2,06,613	2,06,613	2,06,613	1,54,960
31	Badnagar	36,438	Municipal/Civil Engineer	Graduate	23.11.2019	06.03.2024	11	6	35,000	35,000	6,774	3,85,000	3,91,774	3,91,774	3,91,774	2,93,831
32	Badnagar	36,438	Municipal/Civil Engineer	Diploma	03.10.2017	-	12	-	25,000	25,000	-	3,00,000	3,00,000	3,00,000	3,00,000	2,25,000
33	Badnagar	36,438	MIS Expert	Graduate	21.02.2018	-	12	-	35,000	35,000	-	4,20,000	4,20,000	4,20,000	4,20,000	3,15,000
34	Badnagar	36,438	Municipal/Civil Engineer	Graduate	16.07.2021	08.07.2023	3	8	35,000	35,000	9,032	1,05,000	1,14,032	1,14,032	1,14,032	86,524
35	Badoda	18,437	Municipal/Civil Engineer	Graduate	11.02.2021	-	12	-	35,000	35,000	-	4,20,000	4,20,000	4,20,000	4,20,000	3,15,000
36	Baighi	16,310	Municipal/Civil Engineer	Post Graduate	31.07.2021	-	12	-	45,000	45,000	-	5,40,000	5,40,000	5,40,000	5,40,000	4,05,000
37	Bahar	16,650	Municipal/Civil Engineer	Graduate	19.04.2022	-	12	-	35,000	35,000	-	4,20,000	4,20,000	4,20,000	4,20,000	3,15,000
38	Bakunthpur	10,282	MIS Expert/Operator	Graduate	23.09.2017	-	12	-	35,000	35,000	-	4,20,000	4,20,000	4,20,000	4,20,000	3,15,000
39	Balaghat	84,261	MIS Expert	Graduate	25.04.2017	-	12	-	35,000	35,000	-	4,20,000	4,20,000	4,20,000	4,20,000	3,15,000
40	Balaghat	84,261	MIS Expert	Graduate	24.01.2016	22.06.2023	2	22	35,000	35,000	25,667	70,000	95,667	95,667	95,667	71,740
41	Balaghat	84,261	Municipal/Civil Engineer	Graduate	09.08.2018	-	12	-	35,000	35,000	-	4,20,000	4,20,000	4,20,000	4,20,000	3,15,000
42	Bamhani	10,266	MIS Expert	Graduate	06.02.2018	-	12	-	35,000	35,000	-	4,20,000	4,20,000	4,20,000	4,20,000	3,15,000
43	Bamoni	32,838	MIS Expert/Operator	Graduate	30.01.2018	-	12	-	35,000	35,000	-	4,20,000	4,20,000	4,20,000	4,20,000	3,15,000
44	Bamoni	32,838	MIS Expert/Operator	Graduate	26.03.2018	-	12	-	35,000	35,000	-	4,20,000	4,20,000	4,20,000	4,20,000	3,15,000
45	Banda	30,923	MIS Expert	Graduate	26.03.2018	09.03.2024	11	9	35,000	35,000	10,161	3,85,000	3,95,161	3,95,161	3,95,161	2,96,371
46	Banda	30,923	MIS Expert	Graduate	23.01.2018	19.04.2023	12	19	35,000	35,000	22,167	2,21,667	2,21,667	2,21,667	2,21,667	1,66,225
47	Bandhi	10,802	MIS Expert	Graduate	01.04.2018	-	12	-	35,000	35,000	-	4,20,000	4,20,000	4,20,000	4,20,000	3,15,000
48	Bankhedi	22,056	MIS Expert	Graduate	22.02.2018	-	12	-	35,000	35,000	-	4,20,000	4,20,000	4,20,000	4,20,000	3,15,000
49	Bankhedi	22,056	MIS Expert	Graduate	02.08.2021	08.06.2023	2	8	35,000	35,000	9,333	70,000	79,333	79,333	79,333	59,500
50	Barahy	31,579	Municipal/Civil Engineer	Graduate	01.11.2019	30.06.2023	3	30	35,000	35,000	24,194	50,000	74,194	74,194	74,194	56,645
51	Barahy	31,579	Municipal/Civil Engineer	Diploma	02.01.2024	-	2	-	25,000	25,000	-	3,00,000	3,00,000	3,00,000	3,00,000	2,25,000
52	Bareilly	12,620	MIS Expert	Graduate	02.11.2018	-	12	-	35,000	35,000	-	4,20,000	4,20,000	4,20,000	4,20,000	3,15,000
53	Bareilly	12,620	MIS Expert	Graduate	28.05.2018	-	12	-	35,000	35,000	-	4,20,000	4,20,000	4,20,000	4,20,000	3,15,000
54	Barth	20,271	MIS Expert	Graduate	09.09.2021	01.02.2024	10	1	35,000	35,000	1,207	3,50,000	3,51,207	3,51,207	3,51,207	2,62,500
55	Barth	13,946	Municipal/Civil Engineer	Graduate	07.06.2021	-	12	-	35,000	35,000	-	4,20,000	4,20,000	4,20,000	4,20,000	3,15,000
56	Barwahia	26,459	MIS Expert	Graduate	12.04.2017	-	12	-	35,000	35,000	-	4,20,000	4,20,000	4,20,000	4,20,000	3,15,000
57	Barwahia	26,459	MIS Expert	Graduate	15.06.2017	30.06.2023	3	-	35,000	35,000	-	1,05,000	1,05,000	1,05,000	1,05,000	78,750
58	Barwahia	26,459	Municipal/Civil Engineer	Graduate	15.09.2021	-	12	-	35,000	35,000	-	4,20,000	4,20,000	4,20,000	4,20,000	3,15,000

59	Basoda	71,353	MIS Expert	Graduate	12	-	-	-	35,000	35,000	35,000	4,20,000	4,20,000	4,20,000	4,20,000	3,15,000
60			Municipal/Civil Engineer	Graduate	12	-	-	-	35,000	35,000	35,000	4,20,000	4,20,000	4,20,000	4,20,000	3,15,000
61	Begamganj	34,031	MIS Expert	Graduate	12	-	-	-	35,000	35,000	35,000	4,20,000	4,20,000	4,20,000	4,20,000	3,15,000
62			Municipal/Civil Engineer	Graduate	7	21	-	23,710	35,000	35,000	35,000	2,68,710	2,68,710	2,68,710	2,68,710	2,01,632
63	Beechari	24,545	Social Development Specialist	Post Graduate	12	-	-	-	45,000	45,000	45,000	5,40,000	5,40,000	5,40,000	5,40,000	4,05,000
64			Municipal/Civil Engineer	Graduate	2	20	-	23,333	35,000	35,000	35,000	93,333	93,333	93,333	93,333	70,000
65	Berasia	30,951	Housing Finance Specialist	Graduate	-	19	-	-	35,000	35,000	35,000	22,167	22,167	22,167	22,167	16,025
66			Municipal/Civil Engineer	Graduate	12	-	-	-	35,000	35,000	35,000	4,20,000	4,20,000	4,20,000	4,20,000	3,15,000
67	Betma	15,999	MIS Expert	Graduate	12	-	-	-	35,000	35,000	35,000	4,20,000	4,20,000	4,20,000	4,20,000	3,15,000
68			Urban Infrastructure	Post Graduate	12	-	-	-	45,000	45,000	45,000	5,40,000	5,40,000	5,40,000	5,40,000	4,05,000
69	Bedli	1,03,330	MIS Expert	Graduate	7	23	-	26,833	35,000	35,000	35,000	2,71,833	2,71,833	2,71,833	2,71,833	2,03,875
70			MIS Expert	Graduate	12	-	-	-	35,000	35,000	35,000	4,20,000	4,20,000	4,20,000	4,20,000	3,15,000
71	Bhansdohi	11,561	MIS Expert	Graduate	1	-	-	-	35,000	35,000	35,000	35,000	35,000	35,000	35,000	26,250
72	Bhandar	25,204	Municipal/Civil Engineer	Diploma	-	19	-	-	23,000	23,000	23,000	15,833	15,833	15,833	15,833	11,975
73	Bhanpura	21,013	Municipal/Civil Engineer	Graduate	12	-	-	-	35,000	35,000	35,000	4,20,000	4,20,000	4,20,000	4,20,000	3,15,000
74			Municipal/Civil Engineer	Graduate	12	-	-	-	35,000	35,000	35,000	4,20,000	4,20,000	4,20,000	4,20,000	3,15,000
75	Bhaurasa	12,166	Municipal/Civil Engineer	Graduate	6	4	-	4,667	35,000	35,000	35,000	2,10,000	2,10,000	2,10,000	2,10,000	1,61,000
76	Bhikangan	16,217	Municipal/Civil Engineer	Graduate	12	-	-	-	35,000	35,000	35,000	4,20,000	4,20,000	4,20,000	4,20,000	3,15,000
77			MIS Expert	Graduate	6	14	-	15,806	35,000	35,000	35,000	2,25,806	2,25,806	2,25,806	2,25,806	1,69,255
78	Bhind	1,97,595	Specialist	Graduate	12	-	-	-	35,000	35,000	35,000	4,20,000	4,20,000	4,20,000	4,20,000	3,15,000
79			Municipal/Civil Engineer	Graduate	12	-	-	-	35,000	35,000	35,000	4,20,000	4,20,000	4,20,000	4,20,000	3,15,000
80			Municipal/Civil Engineer	Graduate	6	16	-	18,667	35,000	35,000	35,000	2,28,667	2,28,667	2,28,667	2,28,667	1,71,500
81	Bhitarner	19,096	MIS Expert	Post Graduate	12	-	-	-	45,000	45,000	45,000	5,40,000	5,40,000	5,40,000	5,40,000	4,05,000
82			MIS Expert	Graduate	12	-	-	-	50,000	50,000	50,000	6,00,000	6,00,000	6,00,000	6,00,000	4,50,000
83	Bhopal	19,22,130	Municipal/Civil Engineer	Graduate	12	-	-	-	70,000	70,000	70,000	8,40,000	8,40,000	8,40,000	8,40,000	6,30,000
84			Housing Finance Specialist	Post Graduate	12	-	-	-	70,000	70,000	70,000	8,40,000	8,40,000	8,40,000	8,40,000	6,30,000
85			Municipal/Civil Engineer	Post Graduate	2	24	-	28,000	35,000	35,000	35,000	98,000	98,000	98,000	98,000	73,500
86	Bhokra	49,093	Municipal/Civil Engineer	Graduate	12	-	-	-	35,000	35,000	35,000	4,20,000	4,20,000	4,20,000	4,20,000	3,15,000
87			Municipal/Civil Engineer	Graduate	12	-	-	-	35,000	35,000	35,000	4,20,000	4,20,000	4,20,000	4,20,000	3,15,000
88	Bharati	20,513	Municipal/Civil Engineer	Graduate	1	16+3	-	21,452	35,000	35,000	35,000	56,452	56,452	56,452	56,452	42,000
89			MIS Expert/Operator	Graduate	12	-	-	-	35,000	35,000	35,000	4,20,000	4,20,000	4,20,000	4,20,000	3,15,000
90	Bhiji	32,882	Municipal/Civil Engineer	Graduate	2	3	-	3,500	35,000	35,000	35,000	70,000	70,000	70,000	70,000	55,125
91	Bhar-Elawa	64,528	Specialist	Graduate	12	-	-	-	35,000	35,000	35,000	4,20,000	4,20,000	4,20,000	4,20,000	3,15,000
92			MIS Expert	Graduate	1	14	-	16,897	35,000	35,000	35,000	51,897	51,897	51,897	51,897	38,922
93	Birsingpur	14,339	Municipal/Civil Engineer	Graduate	12	-	-	-	35,000	35,000	35,000	4,20,000	4,20,000	4,20,000	4,20,000	3,15,000
94	Budni	16,808	Municipal/Civil Engineer	Post Graduate	6	18	-	27,000	45,000	45,000	45,000	2,70,000	2,70,000	2,70,000	2,70,000	2,22,750
95			MIS Expert/Operator	Post Graduate	12	-	-	-	45,000	45,000	45,000	5,40,000	5,40,000	5,40,000	5,40,000	4,05,000
96	Burhanpur	2,10,886	MIS Expert	Graduate	12	-	-	-	35,000	35,000	35,000	4,20,000	4,20,000	4,20,000	4,20,000	3,15,000
97			MIS Expert	Post Graduate	3	29	-	32,742	35,000	35,000	35,000	1,37,742	1,37,742	1,37,742	1,37,742	1,03,306
98			MIS Expert/Operator	Post Graduate	12	-	-	-	45,000	45,000	45,000	5,40,000	5,40,000	5,40,000	5,40,000	4,05,000
99			Housing Finance Specialist	Graduate	12	-	-	-	35,000	35,000	35,000	4,20,000	4,20,000	4,20,000	4,20,000	3,15,000
100	Burhar	19,289	MIS Expert	Graduate	6	16	-	18,667	35,000	35,000	35,000	2,28,667	2,28,667	2,28,667	2,28,667	1,71,500
101	Chachaura-	21,860	Municipal/Civil Engineer	Graduate	12	-	-	-	35,000	35,000	35,000	4,20,000	4,20,000	4,20,000	4,20,000	3,15,000
102	Bnaagan	10,678	MIS Expert	Graduate	2	8	-	9,333	35,000	35,000	35,000	70,000	70,000	70,000	70,000	59,500
103	Chakhat	10,404	MIS Expert	Graduate	12	-	-	-	35,000	35,000	35,000	4,20,000	4,20,000	4,20,000	4,20,000	3,15,000
104	Chand	16,497	Urban Infrastructure Specialist	Graduate	4	9	-	10,161	35,000	35,000	35,000	1,50,161	1,50,161	1,50,161	1,50,161	1,12,975
105	Chandamela-Budana	33,081	MIS Expert/Operator	Graduate	12	-	-	-	35,000	35,000	35,000	4,20,000	4,20,000	4,20,000	4,20,000	3,15,000
106	Chanderi	15,371	MIS Expert	Graduate	12	-	-	-	35,000	35,000	35,000	4,20,000	4,20,000	4,20,000	4,20,000	3,15,000
107			Municipal/Civil Engineer	Graduate	12	-	-	-	35,000	35,000	35,000	4,20,000	4,20,000	4,20,000	4,20,000	3,15,000
108	Chandla	15,891	Municipal/Civil Engineer	Graduate	12	-	-	-	35,000	35,000	35,000	4,20,000	4,20,000	4,20,000	4,20,000	3,15,000
109			Municipal/Civil Engineer	Graduate	12	-	-	-	35,000	35,000	35,000	4,20,000	4,20,000	4,20,000	4,20,000	3,15,000
110	Chaurai Khas	12,956	Municipal/Civil Engineer	Graduate	12	-	-	-	35,000	35,000	35,000	4,20,000	4,20,000	4,20,000	4,20,000	3,15,000
111			MIS Expert	Post Graduate	12	-	-	-	45,000	45,000	45,000	5,40,000	5,40,000	5,40,000	5,40,000	4,05,000
112	Chhane'a	22,062	Urban Infrastructure Specialist	Graduate	4	9	-	10,161	35,000	35,000	35,000	1,50,161	1,50,161	1,50,161	1,50,161	1,12,975
113	Chhapra	15,371	MIS Expert	Graduate	12	-	-	-	35,000	35,000	35,000	4,20,000	4,20,000	4,20,000	4,20,000	3,15,000
114			Municipal/Civil Engineer	Graduate	12	-	-	-	35,000	35,000	35,000	4,20,000	4,20,000	4,20,000	4,20,000	3,15,000
115	Chhaparpur	1,49,925	Municipal/Civil Engineer	Graduate	12	-	-	-	35,000	35,000	35,000	4,20,000	4,20,000	4,20,000	4,20,000	3,15,000
116			Municipal/Civil Engineer	Graduate	12	-	-	-	35,000	35,000	35,000	4,20,000	4,20,000	4,20,000	4,20,000	3,15,000
117			Municipal/Civil Engineer	Diploma	12	-	-	-	25,000	25,000	25,000	3,00,000	3,00,000	3,00,000	3,00,000	2,25,000
118			MIS Expert/Operator	Graduate	11	30	-	33,871	35,000	35,000	35,000	4,18,871	4,18,871	4,18,871	4,18,871	3,14,153
119	Chandwara	2,15,843	Housing Finance Specialist	Post Graduate	12	-	-	-	45,000	45,000	45,000	5,40,000	5,40,000	5,40,000	5,40,000	4,05,000
120			Municipal/Civil Engineer	Post Graduate	11	19	-	22,581	45,000	45,000	45,000	5,22,581	5,22,581	5,22,581	5,22,581	3,91,635

Handwritten signature

186	Hatpallya	17,419	Municipal/Civil Engineer	Graduate	24.06.2020	-	-	-	35,000	35,000	-	4,20,000	4,20,000	4,20,000	4,20,000	4,20,000	3,15,000
187	Hatta	32,465	MIS Expert	Graduate	23.12.2016	19.08.2023	4	19	35,000	35,000	21,452	4,20,000	1,61,452	1,61,452	1,21,089	1,21,089	3,15,000
188	Hatta	16,001	Municipal/Civil Engineer	Graduate	02.12.2016	-	12	-	35,000	35,000	-	4,20,000	4,20,000	4,20,000	4,20,000	4,20,000	4,50,000
189	Hindora	16,001	MIS Expert	Post Graduate	34.01.2016	-	12	-	45,000	45,000	8,015	5,40,000	5,40,000	5,40,000	5,40,000	5,40,000	4,85,000
190	Hoshangabad	1,17,988	MIS Expert	Diploma	23.01.2018	10.05.2023	1	10	25,000	25,000	-	25,000	25,000	33,333	33,333	33,333	24,788
191	Hoshangabad	1,17,988	MIS Expert	Graduate	23.01.2018	-	12	-	35,000	35,000	-	4,20,000	4,20,000	4,20,000	4,20,000	4,20,000	3,15,000
192	Indargadh	23,045	Municipal/Civil Engineer	Diploma	28.08.2017	-	12	-	35,000	35,000	-	4,20,000	4,20,000	4,20,000	4,20,000	4,20,000	3,15,000
193	Indore	21,95,274	Urban Planner/Town Planning Specialist	Graduate	21.10.2017	23.03.2024	11	23	25,000	25,000	18,548	2,75,000	2,93,548	2,93,548	2,93,548	2,93,548	2,20,161
194	Indore	21,95,274	Municipal/Civil Engineer	Graduate	01.10.2018	-	12	-	50,000	50,000	-	6,00,000	6,00,000	6,00,000	6,00,000	6,00,000	4,50,000
195	Indore	21,95,274	Municipal/Civil Engineer	Graduate	06.12.2019	-	12	-	50,000	50,000	-	6,00,000	6,00,000	6,00,000	6,00,000	6,00,000	4,50,000
196	Indore	21,95,274	Municipal/Civil Engineer	Graduate	12.05.2022	-	12	-	50,000	50,000	-	6,00,000	6,00,000	6,00,000	6,00,000	6,00,000	4,50,000
197	Indore	21,95,274	Municipal/Civil Engineer	Graduate	12.09.2022	-	12	-	50,000	50,000	-	6,00,000	6,00,000	6,00,000	6,00,000	6,00,000	4,50,000
198	Indore	21,95,274	Municipal/Civil Engineer	Graduate	25.01.2018	30.06.2023	3	-	35,000	35,000	-	1,05,000	1,05,000	1,05,000	1,05,000	1,05,000	78,750
199	Itarsi	99,349	MIS Expert	Graduate	14.05.2018	-	12	-	35,000	35,000	-	4,20,000	4,20,000	4,20,000	4,20,000	4,20,000	3,15,000
200	Itarsi	99,349	Municipal/Civil Engineer	Graduate	05.02.2024	-	1	24	35,000	35,000	29,946	35,000	63,946	63,946	63,946	63,946	47,974
201	Jabalpur	12,16,445	Urban Planner/Town Planning Specialist	Graduate	16.03.2020	-	12	-	50,000	50,000	-	6,00,000	6,00,000	6,00,000	6,00,000	6,00,000	4,50,000
202	Jabalpur	12,16,445	Urban Planner/Town Planning Specialist	Post Graduate	17.10.2022	-	12	-	70,000	70,000	-	8,40,000	8,40,000	8,40,000	8,40,000	8,40,000	6,30,000
203	Jabalpur	12,16,445	MIS Expert	Graduate	01.09.2023	-	7	-	50,000	50,000	-	3,50,000	3,50,000	3,50,000	3,50,000	3,50,000	2,62,500
204	Jabalpur	12,16,445	Municipal/Civil Engineer	Graduate	07.06.2021	-	12	-	50,000	50,000	-	6,00,000	6,00,000	6,00,000	6,00,000	6,00,000	4,50,000
205	Jabalpur	12,16,445	Municipal/Civil Engineer	Graduate	16.03.2019	-	12	-	50,000	50,000	-	6,00,000	6,00,000	6,00,000	6,00,000	6,00,000	4,50,000
206	Jabalpur	12,16,445	Municipal/Civil Engineer	Graduate	11.11.2021	09.11.2023	7	9	35,000	35,000	19,500	4,20,000	4,20,000	4,20,000	4,20,000	4,20,000	3,15,000
207	Jabalpur	12,16,445	Municipal/Civil Engineer	Graduate	09.10.2017	-	12	-	35,000	35,000	-	4,20,000	4,20,000	4,20,000	4,20,000	4,20,000	3,15,000
208	Jabalpur	12,16,445	Municipal/Civil Engineer	Graduate	23.01.2018	-	12	-	35,000	35,000	-	4,20,000	4,20,000	4,20,000	4,20,000	4,20,000	3,15,000
209	Jabalpur	12,16,445	Municipal/Civil Engineer	Graduate	14.09.2018	-	12	-	35,000	35,000	-	4,20,000	4,20,000	4,20,000	4,20,000	4,20,000	3,15,000
210	Jabalpur	12,16,445	MIS Expert/Operator	Graduate	12.04.2017	07.03.2023	4	7	35,000	35,000	7,903	1,40,000	1,47,903	1,47,903	1,47,903	1,47,903	1,10,927
211	Jabalpur	12,16,445	Municipal/Civil Engineer	Graduate	12.11.2018	09.01.2024	9	-	35,000	35,000	10,161	3,15,000	3,25,161	3,25,161	3,25,161	3,25,161	2,43,871
212	Jabalpur	12,16,445	Municipal/Civil Engineer	Graduate	05.03.2021	-	12	-	35,000	35,000	-	4,20,000	4,20,000	4,20,000	4,20,000	4,20,000	3,15,000
213	Jabalpur	12,16,445	MIS Expert	Graduate	05.08.2022	-	12	-	35,000	35,000	-	4,20,000	4,20,000	4,20,000	4,20,000	4,20,000	3,15,000
214	Jabalpur	12,16,445	Municipal/Civil Engineer	Graduate	06.02.2023	07.11.2023	7	-	35,000	35,000	8,167	2,45,000	2,53,167	2,53,167	2,53,167	2,53,167	1,99,875
215	Jabalpur	12,16,445	Municipal/Civil Engineer	Diploma	01.04.2017	-	12	-	25,000	25,000	-	3,00,000	3,00,000	3,00,000	3,00,000	3,00,000	2,25,000
216	Kaathal and Panchghat	10,035	MIS Expert	Graduate	23.01.2018	30.06.2023	3	-	35,000	35,000	-	1,05,000	1,05,000	1,05,000	1,05,000	1,05,000	78,750
217	Kailash	26,920	Municipal/Civil Engineer	Graduate	27.09.2021	-	12	-	35,000	35,000	-	4,20,000	4,20,000	4,20,000	4,20,000	4,20,000	3,15,000
218	Kailash	26,920	Municipal/Civil Engineer	Graduate	08.12.2023	-	4	24+8	35,000	35,000	36,129	1,40,000	1,76,129	1,76,129	1,76,129	1,76,129	1,31,250
219	Kailash	26,920	Municipal/Civil Engineer	Graduate	18.03.2024	-	14	-	35,000	35,000	-	15,806	15,806	15,806	15,806	15,806	11,855
220	Kailash	26,920	Municipal/Civil Engineer	Diploma	16.03.2018	-	12	-	25,000	25,000	-	3,00,000	3,00,000	3,00,000	3,00,000	3,00,000	2,25,000
221	Kailash	26,920	MIS Expert	Post Graduate	04.06.2023	-	7	28	45,000	45,000	40,645	3,15,000	3,55,645	3,55,645	3,55,645	3,55,645	2,68,734
222	Kailash	26,920	Municipal/Civil Engineer	Graduate	07.02.2022	-	12	-	35,000	35,000	-	4,20,000	4,20,000	4,20,000	4,20,000	4,20,000	3,15,000
223	Kailash	26,920	Municipal/Civil Engineer	Graduate	20.11.2022	27.06.2023	2	27	35,000	35,000	31,500	70,000	1,01,500	1,01,500	1,01,500	76,125	
224	Kailash	26,920	Municipal/Civil Engineer	Diploma	23.12.2021	-	4	30	25,000	25,000	-	3,00,000	3,00,000	3,00,000	3,00,000	3,00,000	2,25,000
225	Kailash	26,920	MIS Expert	Graduate	04.08.2022	-	12	-	35,000	35,000	-	4,20,000	4,20,000	4,20,000	4,20,000	4,20,000	3,15,000
226	Kailash	26,920	Municipal/Civil Engineer	Graduate	16.12.2021	-	12	-	35,000	35,000	-	4,20,000	4,20,000	4,20,000	4,20,000	4,20,000	3,15,000
227	Kailash	26,920	Municipal/Civil Engineer	Graduate	12.10.2022	-	9	-	35,000	35,000	-	4,20,000	4,20,000	4,20,000	4,20,000	4,20,000	3,15,000
228	Kailash	26,920	MIS Expert/Operator	Post Graduate	08.04.2017	10.01.2024	10	-	45,000	45,000	11,290	3,15,000	3,26,290	3,26,290	3,26,290	3,26,290	2,44,718
229	Kailash	26,920	Municipal/Civil Engineer	Graduate	20.12.2021	-	12	-	35,000	35,000	-	4,20,000	4,20,000	4,20,000	4,20,000	4,20,000	3,15,000
230	Kailash	26,920	MIS Expert/Operator	Post Graduate	03.04.2017	26.06.2023	2	26	45,000	45,000	30,333	70,000	1,00,333	1,00,333	1,00,333	75,250	
231	Kailash	26,920	Municipal/Civil Engineer	Graduate	06.12.2023	-	8	-	45,000	45,000	-	3,60,000	3,60,000	3,60,000	3,60,000	3,60,000	2,70,000
232	Kailash	26,920	Urban Infrastructure Specialist	Graduate	20.10.2023	-	3	24	35,000	35,000	27,097	1,05,000	1,32,097	1,32,097	1,32,097	99,073	
233	Kailash	26,920	Urban Infrastructure Specialist	Graduate	22.02.2018	02.02.2024	10	12	35,000	35,000	13,548	1,75,000	1,88,548	1,88,548	1,88,548	1,41,411	
234	Kailash	26,920	Urban Infrastructure Specialist	Graduate	13.02.2023	-	2	-	35,000	35,000	2,414	3,50,000	3,52,414	3,52,414	3,52,414	2,64,250	
235	Khatolod	34,191	Municipal/Civil Engineer	Graduate	19.08.2019	01.12.2023	6	19	35,000	35,000	1,129	4,20,000	4,20,000	4,20,000	4,20,000	4,20,000	3,15,000
236	Khatolod	34,191	Municipal/Civil Engineer	Graduate	13.01.2024	-	2	1	35,000	35,000	21,452	70,000	91,452	91,452	91,452	68,569	
237	Khatolod	34,191	MIS Expert	Graduate	30.01.2020	-	12	-	35,000	35,000	-	4,20,000	4,20,000	4,20,000	4,20,000	4,20,000	3,15,000
238	Khatolod	34,191	Municipal/Civil Engineer	Graduate	25.01.2022	31.08.2023	5	-	35,000	35,000	-	1,75,000	1,75,000	1,75,000	1,75,000	1,31,250	
239	Khatolod	34,191	Municipal/Civil Engineer	Diploma	23.01.2018	-	12	-	25,000	25,000	-	3,00,000	3,00,000	3,00,000	3,00,000	3,00,000	2,25,000
240	Khatolod	34,191	MIS Expert	Graduate	27.11.2017	-	12	-	35,000	35,000	-	4,20,000	4,20,000	4,20,000	4,20,000	4,20,000	3,15,000
241	Khatolod	34,191	MIS Expert	Post Graduate	26.02.2018	05.12.2023	8	5	35,000	35,000	5,645	2,80,000	2,85,645	2,85,645	2,85,645	2,14,214	
242	Khatolod	34,191	MIS Expert	Graduate	08.01.2019	-	12	-	45,000	45,000	-	5,40,000	5,40,000	5,40,000	5,40,000	5,40,000	4,05,000
243	Khatolod	34,191	MIS Expert	Graduate	01.12.2021	-	12	-	35,000	35,000	-	4,20,000	4,20,000	4,20,000	4,20,000	4,20,000	3,15,000
244	Khatolod	34,191	Municipal/Civil Engineer	Diploma	12.05.2023	-	10	20	25,000	25,000	16,129	2,50,000	2,66,129	2,66,129	2,66,129	1,99,597	
245	Khatolod	34,191	Municipal/Civil Engineer	Graduate	21.05.2018	-	12	-	35,000	35,000	-	4,20,000	4,20,000	4,20,000	4,20,000	4,20,000	3,15,000

850/17

310	Mithona	16,935	MIS Expert	Graduate	20.04.2023	-	11	11	35,000	12,833	3,85,000	3,97,833	3,99,000	3,97,833	3,97,833	2,98,375
311			Housing Finance Specialist	Post Graduate	06.11.2017	-	12	-	45,000	-	5,40,000	5,40,000	5,40,000	5,40,000	5,40,000	4,05,000
312			Municipal/Civil Engineer	Diploma	20.09.2018	-	12	-	25,000	-	2,00,000	3,00,000	3,00,000	3,00,000	3,00,000	2,25,000
313	Morena	2,88,330	MIS Expert	Post Graduate	20.02.2020	04.01.2024	9	4	45,000	5,806	4,05,000	4,10,806	4,11,000	4,10,806	4,10,806	3,18,105
314			Municipal/Civil Engineer	Graduate	04.10.2022	-	12	-	35,000	-	4,20,000	4,20,000	4,20,000	4,20,000	4,20,000	3,15,000
315			Urban Planner/Town Planning Specialist	Post Graduate	17.12.2022	06.01.2024	9	6	45,000	5,710	4,05,000	4,13,710	4,14,000	4,13,710	4,13,710	3,10,282
316	Mulali	29,976	MIS Expert	Graduate	12.07.2021	-	12	-	35,000	-	4,20,000	4,20,000	4,20,000	4,20,000	4,20,000	3,15,000
317			MIS Expert	Graduate	08.06.2022	18.12.2023	6	18	35,000	20,323	2,80,000	3,00,323	3,01,000	3,00,323	3,00,323	2,25,242
318	Mundi	12,869	MIS Expert	Graduate	01.06.2019	-	12	-	35,000	-	4,20,000	4,20,000	4,20,000	4,20,000	4,20,000	3,15,000
319	Mungoli	20,669	Municipal/Civil Engineer	Graduate	22.03.2019	-	12	-	35,000	-	4,20,000	4,20,000	4,20,000	4,20,000	4,20,000	3,15,000
320			Municipal/Civil Engineer	Graduate	15.11.2021	27.05.2023	1	27	35,000	30,464	35,000	65,464	66,500	65,464	65,464	49,113
321			Municipal/Civil Engineer	Graduate	24.01.2016	-	12	-	35,000	-	4,20,000	4,20,000	4,20,000	4,20,000	4,20,000	3,15,000
322	Nagda	1,00,039	Municipal/Civil Engineer	Graduate	27.01.2018	30.06.2023	3	-	35,000	-	1,05,000	1,05,000	1,05,000	1,05,000	1,05,000	78,750
323			Municipal/Civil Engineer	Graduate	09.06.2021	-	12	-	35,000	-	4,20,000	4,20,000	4,20,000	4,20,000	4,20,000	3,15,000
324	Nagod	22,568	MIS Expert/Operator	Post Graduate	04.11.2020	-	12	-	45,000	-	4,20,000	4,20,000	4,20,000	4,20,000	4,20,000	3,15,000
325			Municipal/Civil Engineer	Graduate	09.05.2022	18.09.2023	5	18	35,000	21,000	1,75,000	1,96,000	1,96,000	1,96,000	1,96,000	1,47,000
326	Nalgaohi	10,454	Municipal/Civil Engineer	Graduate	13.08.2021	-	12	-	35,000	-	4,20,000	4,20,000	4,20,000	4,20,000	4,20,000	3,15,000
327			MIS Expert	Graduate	08.10.2021	-	12	-	35,000	-	4,20,000	4,20,000	4,20,000	4,20,000	4,20,000	3,15,000
328	Nanpuri	22,677	Municipal/Civil Engineer	Graduate	22.08.2022	31.01.2024	10	-	35,000	-	3,50,000	3,50,000	3,50,000	3,50,000	3,50,000	2,62,500
329	Nalkheda	16,690	MIS Expert	Graduate	10.12.2018	-	12	-	35,000	-	4,20,000	4,20,000	4,20,000	4,20,000	4,20,000	3,15,000
330	Narsinghgarh	32,329	Municipal/Civil Engineer	Graduate	01.08.2019	05.03.2024	11	5	35,000	5,645	3,85,000	3,90,645	3,90,645	3,90,645	3,90,645	2,92,684
331			MIS Expert	Graduate	01.08.2022	-	12	-	35,000	-	4,20,000	4,20,000	4,20,000	4,20,000	4,20,000	3,15,000
332	Narsinghpur	59,906	Municipal/Civil Engineer	Graduate	23.11.2020	-	12	-	35,000	-	4,20,000	4,20,000	4,20,000	4,20,000	4,20,000	3,15,000
333			MIS Expert	Graduate	03.01.2023	-	12	-	35,000	-	4,20,000	4,20,000	4,20,000	4,20,000	4,20,000	3,15,000
334	Narwar	19,355	Municipal/Civil Engineer	Graduate	17.10.2023	16.12.2023	1	15+16	35,000	35,000	4,20,000	4,20,000	4,20,000	4,20,000	4,20,000	52,500
335	Nasrullaganj	23,788	Municipal/Civil Engineer	Graduate	24.04.2017	-	12	-	35,000	-	4,20,000	4,20,000	4,20,000	4,20,000	4,20,000	3,15,000
336			Municipal/Civil Engineer	Graduate	16.03.2020	22.07.2023	3	22	35,000	24,839	1,05,000	1,29,839	1,30,667	1,29,839	1,29,839	97,979
337	Neemuch	1,29,561	Municipal/Civil Engineer	Graduate	07.02.2018	27.04.2023	-	27	35,000	-	31,500	31,500	31,500	31,500	31,500	23,625
338			MIS Expert	Post Graduate	09.03.2021	-	12	-	45,000	-	5,40,000	5,40,000	5,40,000	5,40,000	5,40,000	4,05,000
339			MIS Expert	Graduate	03.10.2022	-	12	-	35,000	-	4,20,000	4,20,000	4,20,000	4,20,000	4,20,000	3,15,000
340	Nepanagar	29,662	Specialist	Graduate	03.08.2017	-	12	-	35,000	-	4,20,000	4,20,000	4,20,000	4,20,000	4,20,000	3,15,000
341			Municipal/Civil Engineer	Graduate	23.09.2020	03.02.2024	10	3	35,000	3,621	3,50,000	3,53,621	3,53,621	3,53,621	3,53,621	2,65,125
342	New Ramnagar	22,505	MIS Expert	Graduate	23.01.2018	-	12	-	35,000	-	4,20,000	4,20,000	4,20,000	4,20,000	4,20,000	3,15,000
343			MIS Expert	Graduate	21.06.2021	30.06.2023	3	-	35,000	-	1,05,000	1,05,000	1,05,000	1,05,000	1,05,000	78,750
344	Niwali Buzurg	16,974	MIS Expert/Operator	Graduate	29.12.2020	-	12	-	35,000	-	4,20,000	4,20,000	4,20,000	4,20,000	4,20,000	3,15,000
345	Niwari	23,774	Municipal/Civil Engineer	Graduate	21.09.2020	-	12	-	35,000	-	4,20,000	4,20,000	4,20,000	4,20,000	4,20,000	3,15,000
346			Municipal/Civil Engineer	Graduate	08.02.2022	25.04.2023	25	25	35,000	-	29,167	29,167	29,167	29,167	29,167	21,875
347	Novgong	40,580	Municipal/Civil Engineer	Graduate	03.10.2017	01.08.2023	4	1	35,000	1,129	1,40,000	1,41,129	1,40,000	1,40,000	1,40,000	1,05,000
348			MIS Expert	Graduate	28.11.2022	-	12	-	35,000	-	4,20,000	4,20,000	4,20,000	4,20,000	4,20,000	3,15,000
349	Novrozabad (Khodargama)	21,883	Municipal/Civil Engineer	Graduate	27.01.2016	-	12	-	35,000	-	4,20,000	4,20,000	4,20,000	4,20,000	4,20,000	3,15,000
350			Municipal/Civil Engineer	Graduate	29.02.2023	15.06.2023	2	15	35,000	17,500	70,000	87,500	87,500	87,500	87,500	65,625
351	Obesullaganj	22,846	MIS Expert	Post Graduate	01.11.2019	-	12	-	45,000	-	5,40,000	5,40,000	5,40,000	5,40,000	5,40,000	4,05,000
352			Municipal/Civil Engineer	Graduate	16.12.2021	28.11.2023	7	28	35,000	32,667	2,45,000	2,77,667	2,77,667	2,77,667	2,77,667	2,08,250
353	Orcha	11,511	Municipal/Civil Engineer	Graduate	23.01.2018	-	12	-	35,000	-	4,20,000	4,20,000	4,20,000	4,20,000	4,20,000	3,15,000
354	Paankhedi	11,723	MIS Expert	Graduate	07.06.2022	-	12	-	35,000	-	4,20,000	4,20,000	4,20,000	4,20,000	4,20,000	3,15,000
355	Pachore	27,345	MIS Expert	Graduate	07.06.2022	-	12	-	35,000	-	4,20,000	4,20,000	4,20,000	4,20,000	4,20,000	3,15,000
356			Municipal/Civil Engineer	Graduate	23.01.2023	05.05.2023	1	5	35,000	5,645	35,000	40,645	40,645	40,645	40,645	30,484
357	Palera	17,483	Municipal/Civil Engineer	Graduate	15.02.2021	-	12	-	35,000	-	4,20,000	4,20,000	4,20,000	4,20,000	4,20,000	3,15,000
358	Pali	22,324	MIS Expert	Graduate	17.04.2017	-	12	-	35,000	-	4,20,000	4,20,000	4,20,000	4,20,000	4,20,000	3,15,000
359			Municipal/Civil Engineer	Graduate	22.02.2020	06.05.2023	1	6	35,000	6,774	35,000	41,774	42,000	41,774	41,774	31,331
360	Panagar	27,932	MIS Expert	Post Graduate	06.11.2017	-	12	-	45,000	-	5,40,000	5,40,000	5,40,000	5,40,000	5,40,000	4,05,000
361			Municipal/Civil Engineer	Graduate	03.12.2020	10.01.2024	9	10	35,000	11,290	3,15,000	3,26,290	3,26,667	3,26,290	3,26,290	2,44,718
362	Pandhurna	45,479	MIS Expert	Graduate	06.10.2017	-	12	-	35,000	-	4,20,000	4,20,000	4,20,000	4,20,000	4,20,000	3,15,000
363			MIS Expert	Graduate	20.09.2021	-	12	-	35,000	-	4,20,000	4,20,000	4,20,000	4,20,000	4,20,000	3,15,000
364	Panna	59,991	Municipal/Civil Engineer	Graduate	17.04.2017	26.08.2023	4	26	35,000	29,355	1,40,000	1,69,355	1,69,355	1,69,355	1,69,355	1,27,016
365			MIS Expert	Graduate	16.04.2022	-	12	-	35,000	-	4,20,000	4,20,000	4,20,000	4,20,000	4,20,000	3,15,000
366	Pasan	28,447	MIS Expert	Graduate	19.08.2019	-	12	-	35,000	-	4,20,000	4,20,000	4,20,000	4,20,000	4,20,000	3,15,000
367			Municipal/Civil Engineer	Graduate	29.11.2021	21.08.2023	4	21	35,000	23,710	1,40,000	1,63,710	1,64,500	1,63,710	1,63,710	1,22,782
368	Pathana	21,026	Municipal/Civil Engineer	Graduate	04.11.2022	-	12	-	35,000	-	4,20,000	4,20,000	4,20,000	4,20,000	4,20,000	3,15,000
369			Municipal/Civil Engineer	Graduate	17.02.2023	11.08.2023	4	11	35,000	12,419	1,40,000	1,52,419	1,52,633	1,52,419	1,52,419	1,14,315
370	Pawai	14,465	MIS Expert	Post Graduate	24.07.2017	-	12	-	45,000	-	5,40,000	5,40,000	5,40,000	5,40,000	5,40,000	4,05,000
371	Pichhore	18,127	MIS Expert	Graduate	03.10.2023	31.01.2024	3	29	35,000	32,742	1,05,000	1,37,742	1,38,833	1,37,742	1,37,742	1,03,306
372			Municipal/Civil Engineer	Diploma	27.02.2021	-	12	-	25,000	-	3,00,000	3,00,000	3,00,000	3,00,000	3,00,000	2,25,000
373	Pipanya	48,926	Municipal/Civil Engineer	Graduate	02.02.2018	-	12	-	35,000	-	4,20,000	4,20,000	4,20,000	4,20,000	4,20,000	3,15,000
374			MIS Expert	Graduate	02.02.2024	-	1	28	35,000	-	4,20,000	4,20,000	4,20,000	4,20,000	4,20,000	3,15,000
375	Pitriya Mandi	15,070	Municipal/Civil Engineer	Graduate	23.01.2018	-	12	-	35,000	-	4,20,000	4,20,000	4,20,000	4,20,000	4,20,000	3,15,000

Handwritten signature

500	Tarana	24,508	Municipal/Civil Engineer	Graduate	02.02.2018	-	-	-	-	-	-	4,20,000	4,20,000	4,20,000	4,20,000	4,20,000	3,15,000
501	Tendukheda	14,399	MIS Expert	Graduate	21.09.2022	-	-	-	-	-	-	4,20,000	4,20,000	4,20,000	4,20,000	4,20,000	3,15,000
502	Tesohar	17,039	Municipal/Civil Engineer	Graduate	21.01.2020	-	-	-	-	-	-	4,20,000	4,20,000	4,20,000	4,20,000	4,20,000	3,15,000
503	Tikamgarh	79,700	Municipal/Civil Engineer	Graduate	16.01.2024	-	16	-	-	-	18,065	70,000	88,065	88,065	88,065	88,065	66,048
505	Timarni	22,359	MIS Expert/Operator	Graduate	01.03.2024	-	-	-	-	-	-	35,000	35,000	35,000	35,000	35,000	26,250
506			MIS Expert	Graduate	01.05.2017	-	-	-	-	-	-	4,20,000	4,20,000	4,20,000	4,20,000	4,20,000	3,15,000
507	Udaipura	18,236	MIS Expert	Graduate	04.03.2020	20.08.2023	2	20	-	-	23,333	70,000	93,333	93,333	93,333	70,000	2,25,000
508			Municipal/Civil Engineer	Diploma	23.01.2018	-	-	-	-	-	-	3,00,000	3,00,000	3,00,000	3,00,000	3,00,000	2,25,000
509			Housing Finance Specialist	Post Graduate	24.06.2017	19.03.2024	11	19	-	-	36,774	4,80,000	6,96,774	6,96,774	6,96,774	4,80,000	3,60,000
510	Ujjain	5,15,215	Housing Finance Specialist	Graduate	09.07.2021	-	-	-	-	-	-	4,80,000	4,80,000	4,80,000	4,80,000	4,80,000	3,60,000
511			Municipal/Civil Engineer	Graduate	20.02.2023	-	-	-	-	-	-	4,80,000	4,80,000	4,80,000	4,80,000	4,80,000	3,60,000
512			Municipal/Civil Engineer	Diploma	24.04.2017	-	-	-	-	-	-	3,60,000	3,60,000	3,60,000	3,60,000	3,60,000	2,70,000
513			MIS Expert/Operator	Diploma	18.01.2020	26.02.2024	10	26	-	-	22,414	2,50,000	2,72,414	2,72,414	2,72,414	2,03,750	2,03,750
514	Umariya	33,114	Municipal/Civil Engineer	Diploma	03.03.2021	-	-	-	-	-	-	3,00,000	3,00,000	3,00,000	3,00,000	3,00,000	2,25,000
515	Unchahara	18,442	MIS Expert	Graduate	02.02.2018	-	-	-	-	-	-	4,20,000	4,20,000	4,20,000	4,20,000	4,20,000	3,15,000
516			Social Development Specialist	Post Graduate	01.05.2021	-	-	-	-	-	-	5,40,000	5,40,000	5,40,000	5,40,000	5,40,000	4,05,000
517	Yadsha	1,06,429	MIS Expert	Post Graduate	05.10.2021	-	-	-	-	-	-	5,40,000	5,40,000	5,40,000	5,40,000	5,40,000	4,05,000
518			Municipal/Civil Engineer	Graduate	01.09.2023	-	-	-	-	-	-	4,20,000	4,20,000	4,20,000	4,20,000	4,20,000	3,15,000
519	Yarabai	16,964	MIS Expert/Operator	Graduate	24.08.2018	07.08.2023	4	7	-	-	7,903	1,40,000	1,47,903	1,47,903	1,47,903	1,10,927	1,10,927
520	Waireseoni	25,103	MIS Expert	Graduate	17.08.2017	-	-	-	-	-	-	4,20,000	4,20,000	4,20,000	4,20,000	4,20,000	3,15,000
521			MIS Expert	Graduate	30.10.2020	22.05.2023	4	22	-	-	24,839	1,40,000	1,64,839	1,64,839	1,64,839	1,23,629	1,23,629
Total	293	1,69,30,381	521							26,94,247	17,61,32,108	17,88,26,355	17,88,26,355	17,77,75,978	13,33,31,983 (Say	Rs. 1,333.32 lakh)	Rs. 1,333.32 lakh

Admissible Central Assistance for CLTCs for FY 2023-24= Rs. 1,333.32 lakh
Fund already released as 1st instalment of Central Assistance for CLTCs for FY 2023-24= Rs. 880.87 lakh
Fund being released as 2nd and final instalment of Central Assistance for CLTCs for FY 2023-24= Rs. 452.45 lakh


Form GFR 12-C
[See Rule 239]
Form of Utilization Certificate

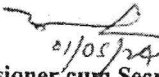
Certified that out of **Rs. 919.12 Lakh (Rs. Nine Crore Nineteen Lakh Twelve Thousand Only)** Grants-in-aid (Central Assistance) sanctioned during the year **2023-24 under Head (Capacity Building)** in favor of **Directorate, Urban Administration and Development** under this ministry/Department Letter No. given in the table below and **Rs. 0.00/- Lakh (Nil Only)** on account of unspent balance of the previous year, a sum of **Rs. 919.12 Lakh (Rs. Nine Crore Nineteen Lakh Twelve Thousand Only)** has been utilized for the purpose "**Establishment of SLTC & CLTC at Madhya Pradesh Under Pradhan Mantri Awas Yojana - Housing For All (Urban)**" for which it was sanctioned and that the balance of **Rs. 00.00/- Lakh (Nil Only)** remaining unutilized at the end of the year will be adjusted towards the grant-in-aid (Central Assistance) payable during the next year.

S. No.	Letter No & Date	Amount (In Lakh)
1	N-11011/97/2017-HFA I Section-MHUPA (FTS-9019873) Dated- 31-10-2023	919.120
Total:-		919.120

2. Certified that I have satisfied myself that the conditions on which the grant-in-aid was sanctioned have been duly fulfilled/are being fulfilled and that I have exercised the checks to see that the money was actually utilized for the purpose for which it was sanctioned.


Executive Engineer
Urban Administration & Development
Madhya Pradesh
कार्यपालन यंत्र
नगरीय प्रशासन एवं विकास
मध्यप्रदेश, भोपाल


Mission Director (HFA)
Urban Administration & Development
Madhya Pradesh


Commissioner cum Secretary,
Urban Administration and Development
Madhya Pradesh
आयुक्त सह सचिव
नगरीय प्रशासन एवं विकास
मध्यप्रदेश शासन
Government of Madhya Pradesh

डॉ. परिक्षित झाडे
अपर आयुक्त

