

PAO(Sectt.)/HUA/Admin/Advice/2023-24/573-575

GOVERNMENT OF INDIA

PAO(sectt),M/o Housing & Urban Affairs
507-C(Wing),Nirman Bhawan,New Delhi

Telephone No: 23062664 Fax No: 23062664

To,
The General Manager,
Reserve Bank of India,
Central Accounts Section,
Additional Office Building,
East High Court Road,
NAGPUR - 440 001

Code No:	707
Advice No:	116
Advice Date:	21/08/2024

Sir,
Please debit our account with Rs.6,53,03,000/- (Six Crore Fifty Three Lakh Three Thousand Only.) by contra credit to the following accounts of the Governments with the amounts mentioned against each:

Month and Year of Accounts: **August,2024**

The Amount to be Settled: **August,2024**

Sl.No.	Name of the State	State Code	Scheme Code	Amount	Sanction No. and Date
1	ANDHRA PRADESH	101	1989-STATE AND UT GRANTS UNDER PMAY (URBAN)	6,53,03,000	N-11015/1/2018-HFA-III-UD (FTS-9034847) dated 20/08/2024
GRAND TOTAL:				6,53,03,000	

Signature of the authorized official

Varsha Sharma

(Varsha Sharma)

Sr. Accounts Officer

1. O/o Principal Accountant-General (A&E), Andhara Pradesh, 12-52. Enikepadu, Vijayawada-521108 , Krishna District.
2. Sh. B.K.Mandal, US,(HFA-V) Nirman Bhawan, New Delhi.

① SO-HFA

② Man-GA *BK Mandal* 03/09/2024

③ MIS-HFA

BK Mandal
3/9/24

Government of India
Ministry of Housing and Urban Affairs
(HFA-V Division)

Room No. 3, Technical Cell, Gate No. 7,
Nirman Bhawan, New Delhi-110011
Dated: 20.08.2024

To

The Pay & Accounts Officer (Sectt.),
Ministry of Housing and Urban Affairs,
Nirman Bhawan, New Delhi-110011


Sub: Release of Rs. 653.03 lakh to State Govt. of Andhra Pradesh as 2nd and final installment of Central Assistance for SLTC for FY 2023-24 by adjusting unspent Central Assistance released for 109 CLTCs for FY 2023-24, and 1st instalment of Central Assistance for SLTC and 121 CLTCs for FY 2024-25 under Capacity Building activities of PMAY-U Mission - reg.

Sir,

I am directed to convey the sanction of the competent authority to release an amount of **Rs. 6,53,03,000/- (Rupees Six Crore Fifty Three Lakh and Three Thousand only)** to State Govt. of Andhra Pradesh as 2nd and final installment of Central Assistance for SLTC with 8 Specialists for FY 2023-24 by adjusting unspent Central Assistance of **Rs. 5.57 lakh** released for 109 CLTCs with 154 Specialists for FY 2023-24, and 1st instalment of Central Assistance for SLTC with 10 Specialists and 121 CLTCs with 309 Specialists for FY 2024-25 under Capacity Building activities of Pradhan Mantri Awas Yojana – Urban (PMAY-U) Mission under SLS AP426 - CAPACITY BUILDING SLTC&CLTC/TPQM/HFAPoA 1989. Details are enclosed at **Annexure-I to IV** and also as under:

(Rs. in lakh)

S. No.	Particulars	Admissible amount of Central Assistance as per CB norms	Admissible of Central Assistance (75%)	Funds already released as 1 st installment of Central Assistance	Funds being released in this sanction
i.	2 nd and final installment of Central Assistance for SLTC with 8 Specialists for FY 2023-24	61.67	46.25	36.67	9.58
ii.	2 nd and final installment of Central Assistance for 109 CLTCs with 154 Specialists for FY 2023-24	809.03	606.77	612.34	(-) 5.57
Sub-total (A)		870.70	653.02	649.01	4.01
iii.	1 st installment of Central Assistance for SLTC with 10 Specialists for FY 2024-25	97.80	73.35	--	36.68
iv.	1 st installment of Central Assistance for 121 CLTCs with 309 Specialists for FY 2024-25	1,632.90	1,224.68	--	612.34
Sub-total (B)		1,730.70	1,298.03	--	649.02
Total (A+B)					653.03



2. Earlier, fund of Rs. 699.127 lakh was released to State Govt. of Andhra Pradesh out of which, Rs. 50.11 lakh (Rs. 11.93 lakh for SLTC and Rs. 38.19 lakh for CLTCs) as 2nd and final installment of Central Assistance for SLTC/CLTCs for FY 2022-23 and Rs. 649.01 lakh (Rs. 36.67 lakh for SLTC and Rs. 612.34 lakh for 309 CLTCs) as 1st instalment of Central Assistance for SLTC with 10 Specialists and 121 CLTCs with 309 Specialists for FY 2023-24 under Capacity Building activities of PMAY-U Mission vide sanction letter of even number dated 27.06.2023. The State Govt. has submitted the requisite Utilization Certificate (UC) against the said release, which is **attached** herewith.

3. The State has proposed 5 Specialists in one CLTC namely, Vishakhapatnam for FY 2024-25 as per its requirement, which has been approved by the Competent Authority as per the provisions under Capacity Building guidelines of PMAY-U Mission.

4. The above grant is subject to the following conditions:

- i. PMAY-U being a Centrally Sponsored Scheme (CSS), the State Govt. should strictly follow the revised procedure of fund flow as per O.M. No. 1(13) PFMS/FCD/2020 dated 23rd March 2021 issued by Department of Expenditure, Ministry of Finance, Government of India and subsequent instructions issued in this regard. These instructions have been made effective from 1st July 2021 which inter-alia provides that
 - a. Based on the authorization, the State Govt. shall transfer the Central Assistance as well as commensurate State share to the Single Nodal Account (SNA) within 30 days of receipt of Central Assistance failing which penal interest at the rate of 7% per annum will be charged on the number of days of delay beyond 30 days in transfer of Central Assistance to the SNA account.
 - b. Central Assistance along with State share are to be kept by the Nodal Agency in the Single Nodal Account (SNA) opened in a Scheduled Commercial Bank for the purpose and the same is mapped in PFMS. The nodal agency will allocate drawing limits to IAs having zero balance subsidiary accounts duly mapped in PFMS and linked to SNA account for drawal of funds on real time basis from the Single Nodal Account.
 - c. The nodal agency shall ensure that the interest earned from the funds released, should be mandatorily remitted to respective consolidated funds on pro-rata basis in terms of rule 230(8) of GFR 2017.
 - d. SNAs and IAs will mandatorily use the DBT/EAT module of PFMS or integrate their systems with the PFMS to ensure that information on PFMS is updated by each IA at least once every day.
 - e. SNA will keep all the funds received in the Single Nodal Account only and shall not divert the same to Fixed Deposits/Flexi-Account/Multi-Option Deposit Account/Corporate Liquid Term Deposit (CLTD) Account etc.
 - f. Further releases under the scheme will be made only after transfer of entire Central Assistance released till date along with corresponding State share in the SNA account and utilization of 75% of earlier releases along with corresponding State share.
- ii. The State will comply with the terms and conditions stipulated in the guidelines, CSMC directions and instructions issued by this Ministry.

- iii. The State will utilize the sanctioned grant for the purpose for which it is released. The State Government/Nodal Agency shall furnish physical and financial progress reports every quarter.
- iv. The State will furnish the Expenditure Statement/UC as per GFR 2017 along with the details of Specialists engaged subject to financial norms approved by 1st CSMC as well as adherence to scheme guidelines.
- v. Further installment of funds will be considered on receipt of expenditure statement/UC from the State Govt. along with details of specialists engaged subject to financial norms approved by 1st CSMC as well as adherence to scheme guidelines, furnishing clarifications/supporting documents and submission of pending UCs under RAY, if any.
- vi. The State Govt./Nodal Agency shall strictly monitor the progress of the preparatory work. All bills/voucher etc. should be safely kept at SLNA level for future audit and other references.
- vii. The amount of Central Assistance approved will form a part of capacity building plan of the State under PMAY-U mission.
- viii. Transfer of funds to different entities, if any may be made through PFMS, as applicable and where there is an element of cash transfer to individuals, the same may be made through DBT/EAT module of PFMS mode, as applicable.

5. The expenditure involved is debit to the following Head of Account under Demand No. 60 of Ministry of Housing and Urban Affairs for the year 2024-25.

Major Head	3601	Grants-in-aid to State Governments
Sub-Major Head	06	Centrally Sponsored Scheme
Minor Head	101	Central Assistance/Share
Sub Head	31	Pradhan Mantri Awas Yojana (Urban)
Detailed Head	01	Assistance to State Govts.
Object Head	31.01.31	Grants-in-Aid-General

6. The amount will be credited to the State Government's Account at Reserve Bank of India, CAS, Nagpur as per procedure laid down by Ministry of Finance, Department of Expenditure in this regard.

7. As per rule 236(1) of GFR, 2017, the relevant accounts of the Grantee Institution(s)/Organisation(s) shall be open to inspection by the sanctioning authority and audit, both by the Comptroller and Auditor General of India under the provision of CAG (DPC) Act 1971 and internal audit by the Principal Accounts Office of the Ministry or Department, whenever the Institution or Organisation is called upon to do so.

8. This issues with the concurrence of the Integrated Finance Division vide **Note # 233 of even number dated 13.06.2024.**

9. The sanction has been registered at **S. No. 83** of the Grants-in-Aid Register of the HFA Division for the year 2024-25.

Yours faithfully,


(B.K. Mandal)

Under Secretary to the Govt. of India
Tel.: 011-23063285

Encl.: As above.

Copy to:

1. Secretary, MA & UD Department, Govt. of Andhra Pradesh, 2nd Block, AP Secretariat, Amravati, Andhra Pradesh-522238
2. Accountant General (A&E), Andhra Pradesh
3. Reserve Bank of India, CAS, Nagpur
4. NITI Aayog, SP Divn./FR Divn., Sansad Marg, New Delhi-1100014
5. DDG (HFA-V), MoHUA
6. Joint Dir. (IFD), MoHUA
7. DS (Budget), MoHUA
8. Section Officer (Admn-II), MoHUA, Nirman Bhawan, New Delhi
9. PMU (MIS), HFA Directorate
10. Dy. Chief (MIS), HFA Directorate may place this sanction at appropriate place on the website of the Ministry.
11. Sanction folder

B.K. Mandal
28/08/2024

(B.K. Mandal)

Under Secretary to the Govt. of India

Details of SLTC for FY 2023-24 in respect of State of Andhra Pradesh

(Amount in Rs.)

S. No.	Designation of Specialists	Educational Qualification	Date of Joining	Date of Resignation	No. of completed months for which Specialists have worked	Salary per month paid by the State	Admissible salary per month as per CB norms	Total expenditure as per CB norms	Total expenditure incurred by the State	Total admissible expenditure as per CB norms	Admissible Central Assistance (75%)
1	MIS Specialist	Post Graduate	01.03.2017	-	12	70,000	85,000	10,20,000	8,40,000	8,40,000	6,30,000
2	GIS Specialist	Post Graduate	06.04.2017	-	12	70,000	85,000	10,20,000	8,40,000	8,40,000	6,30,000
3	Municipal Finance Specialist	Post Graduate	06.11.2017	-	12	70,000	85,000	10,20,000	8,40,000	8,40,000	6,30,000
4	Urban Planner	Post Graduate	02.11.2017	-	12	70,000	85,000	10,20,000	8,40,000	8,40,000	6,30,000
5	Housing Finance & policy Specialist	Post Graduate	02.11.2017	-	12	70,000	85,000	10,20,000	6,14,119	6,14,119	4,60,589
6	Urban Infrastructure Specialist	Graduate	06.11.2017	-	12	55,000	70,000	8,40,000	6,60,000	6,60,000	4,95,000
7	Environmental Specialist	Post Graduate	31.10.2017	-	12	60,000	85,000	10,20,000	6,92,903	6,92,903	5,19,677
8	Capacity Building Specialist	Post Graduate	14.04.2017	-	12	70,000	85,000	10,20,000	8,40,000	8,40,000	6,30,000
Total						5,35,000	6,65,000	79,80,000	61,67,022	61,67,022	46,25,267 (Say Rs. 46.25 lakh)

Admissible Central Assistance for SLTC for FY 2023-24=

Rs. 46.25 lakh

Fund already released as 1st installment of Central Assistance for SLTC for FY 2023-24=

Rs. 36.67 lakh

Admissible Fund as 2nd and final installment of Central Assistance for SLTC for FY 2023-24=

Rs. 9.58 lakh

Unspent Central Assistance released for CLTCs for FY 2023-24 being adjusted against release of 2nd and final installment of Central Assistance for SLTC for FY 2023-24=

Rs. 5.57 lakh

Fund being released as 2nd and final installment of Central Assistance for SLTC for FY 2023-24 by adjusting unspent Central Assistance released for CLTCs for FY 2023-24=

Rs. 4.01 lakh

Details of CLTCs for FY 2023-24 in respect of State of Andhra Pradesh

(Amount in Rs.)

S. No.	Cluster/ City Name	Urban Population	Designation of the Specialists	Educational Qualification	No. of completed months for which Specialists have worked	Salary per month paid by the State	Admissible Salary per month as per CB norms	Salary for broken months as per CB norms	Salary for completed months as per CB norms	Total expenditure as per CB norms	Total expenditure incurred by the State	Total admissible expenditure as per CB norms	Admissible Central Assistance (75%)
1	Addanki	40,353	SDS & CBS	Post Graduate	12	45,000	45,000	-	5,40,000	5,40,000	4,75,622	4,75,622	3,56,717
2	Adoni	1,84,625	MIS	Post Graduate	12	45,000	45,000	-	5,40,000	5,40,000	5,40,000	5,40,000	4,05,000
3			SDS	Post Graduate	12	45,000	45,000	-	5,40,000	5,40,000	5,40,000	5,40,000	4,05,000
4	Allagadda	41,697	SDS	Post Graduate	12	45,000	45,000	-	5,40,000	5,40,000	5,22,000	5,22,000	3,91,500
5	Allagadda - KUDA	7,57,448	MIS	Graduate	12	40,000	40,000	-	4,80,000	4,80,000	4,64,000	4,64,000	3,48,000
6	Amalapuram - SUDA	7,35,367	MCES	Graduate	12	40,000	40,000	-	4,80,000	4,80,000	3,36,198	3,36,198	2,52,149
7	Amalapuram	53,231	SDS	Post Graduate	12	45,000	45,000	-	5,40,000	5,40,000	5,24,000	5,24,000	3,93,000
8	Ananthpur	2,61,004	HFS	Post Graduate	12	45,000	45,000	-	5,40,000	5,40,000	5,40,000	5,40,000	4,05,000
9	Ananthpur - AHUDA	8,45,425	MIS	Graduate	12	40,000	40,000	-	4,80,000	4,80,000	4,64,000	4,64,000	3,48,000
10	Atmakur	45,703	MCES	Post Graduate	12	35,000	45,000	-	5,40,000	5,40,000	4,20,000	4,20,000	3,15,000
11	Badvel	41,807	MIS	Post Graduate	12	45,000	45,000	-	5,40,000	5,40,000	5,24,000	5,24,000	3,93,000
12	Bhimavaram	1,46,961	MIS & SDS	Post Graduate	12	45,000	45,000	-	5,40,000	5,40,000	5,24,000	5,24,000	3,93,000
13			SDS & IEC	Post Graduate	12	45,000	45,000	-	5,40,000	5,40,000	5,24,000	5,24,000	3,93,000
14	Bhimavaram - EUDA	5,46,961	MIS	Post Graduate	12	55,000	60,000	-	7,20,000	7,20,000	6,60,000	6,60,000	4,95,000
15	Bobbili	56,819	SDS	Post Graduate	12	45,000	45,000	-	5,40,000	5,40,000	5,40,000	5,40,000	4,05,000
16			MIS	Post Graduate	12	45,000	45,000	-	5,40,000	5,40,000	5,24,000	5,24,000	3,93,000
17	Chilakaluripeta	1,01,398	SDS	Post Graduate	12	45,000	45,000	-	5,40,000	5,40,000	5,40,000	5,40,000	4,05,000
18			SDS & MIS	Post Graduate	12	45,000	45,000	-	5,40,000	5,40,000	5,24,000	5,24,000	3,93,000
19			MCE & MIS	Post Graduate	12	40,000	45,000	-	5,40,000	5,40,000	4,64,000	4,64,000	3,48,000
20	Chimakurthy	30,253	SDS & CBS	Post Graduate	12	45,000	45,000	-	5,40,000	5,40,000	5,24,000	5,24,000	3,93,000
21	Chirala	89,378	HFS	Post Graduate	12	45,000	45,000	-	5,40,000	5,40,000	5,38,500	5,38,500	4,03,875
22	Chittoor	1,60,772	SDS	Post Graduate	12	45,000	45,000	-	5,40,000	5,40,000	5,40,000	5,40,000	4,05,000
23			MIS	Post Graduate	12	45,000	45,000	-	5,40,000	5,40,000	1,35,000	1,35,000	1,01,250
24	Chittoor - CHUDA	4,90,772	HFS	Post Graduate	12	55,000	45,000	-	5,40,000	5,40,000	6,60,000	5,40,000	4,05,000
25	Crda	69,570	MIS	Post Graduate	12	40,000	45,000	-	5,40,000	5,40,000	4,61,467	4,61,467	3,46,100
26			SDS	Post Graduate	12	45,000	45,000	-	5,40,000	5,40,000	3,96,553	3,96,553	2,97,415
27	Dharmavaram	1,21,874	SDS & CBS	Post Graduate	12	45,000	45,000	-	5,40,000	5,40,000	5,24,000	5,24,000	3,93,000
28			MIS	Post Graduate	12	45,000	45,000	-	5,40,000	5,40,000	5,24,000	5,24,000	3,93,000
29	Dharmavaram - AHUDA	8,45,425	SDS	Post Graduate	12	55,000	60,000	-	7,20,000	7,20,000	6,60,000	6,60,000	4,95,000
30	Eluru	2,01,020	MCES	Post Graduate	12	45,000	45,000	-	5,40,000	5,40,000	5,40,000	5,40,000	4,05,000
31			MIS	Post Graduate	12	40,000	45,000	-	5,40,000	5,40,000	4,64,000	4,64,000	3,48,000
32	Eluru - EUDA	5,46,961	SDS	Post Graduate	12	55,000	60,000	-	7,20,000	7,20,000	6,60,000	6,60,000	4,95,000
33	Gollaprolu	23,852	MCES	Post Graduate	12	45,000	45,000	-	5,40,000	5,40,000	5,24,000	5,24,000	3,93,000
34	Gudivada	1,18,167	MIS	Post Graduate	12	45,000	45,000	-	5,40,000	5,40,000	5,24,000	5,24,000	3,93,000

35	Gudur	73,350	MIS	Post Graduate	12	45,000	45,000	-	5,40,000	5,40,000	5,20,000	5,20,000	3,90,000
36	Gudur	73,350	SDS	Post Graduate	12	45,000	45,000	-	5,40,000	5,40,000	5,24,000	5,24,000	3,93,000
37			CBS & MIS	Post Graduate	12	45,000	45,000	-	5,40,000	5,40,000	5,24,000	5,24,000	3,93,000
38	Gudur-NUDA	10,11,548	MCES	Diploma	12	35,000	40,000	-	4,80,000	4,80,000	4,20,000	4,20,000	3,15,000
39			MIS	Graduate	12	40,000	50,000	-	6,00,000	6,00,000	4,64,000	4,64,000	3,48,000
40	Gunthakal	1,26,270	SDS	Post Graduate	12	45,000	45,000	-	5,40,000	5,40,000	5,40,000	5,40,000	4,05,000
41	Guntur	6,70,073	HFS	Post Graduate	12	40,000	60,000	-	7,20,000	7,20,000	4,80,000	4,80,000	3,60,000
42			SDS	Post Graduate	12	50,000	60,000	-	7,20,000	7,20,000	6,00,000	6,00,000	4,50,000
43	Hindupur	1,51,677	SDS & CBS	Post Graduate	12	45,000	45,000	-	5,40,000	5,40,000	5,24,000	5,24,000	3,93,000
44	Ichapuram	36,493	SDS & CBS	Post Graduate	12	45,000	45,000	-	5,40,000	5,40,000	5,24,000	5,24,000	3,93,000
45			SDS	Post Graduate	12	45,000	45,000	-	5,40,000	5,40,000	5,24,000	5,24,000	3,93,000
46	Jaggaihpeta	53,530	SDS & CBS	Post Graduate	12	45,000	45,000	-	5,40,000	5,40,000	5,22,548	5,22,548	3,91,911
47	Janareddigudem	48,994	SDS	Post Graduate	12	45,000	45,000	-	5,40,000	5,40,000	5,24,000	5,24,000	3,93,000
48	Kadapa	3,18,916	MIS	Post Graduate	12	45,000	45,000	-	5,40,000	5,40,000	5,28,387	5,28,387	3,96,290
49			Env. Spl	Post Graduate	12	45,000	45,000	-	5,40,000	5,40,000	5,40,000	5,40,000	4,05,000
50	Kakinada	3,12,538	SDS	Post Graduate	12	45,000	45,000	-	5,40,000	5,40,000	5,24,000	5,24,000	3,93,000
51	Kalyanadurgam	32,328	SDS	Post Graduate	11 days	45,000	45,000	16,500	-	16,500	33,000	16,500	12,375
52	Kandukur	57,246	SDS	Post Graduate	12	45,000	45,000	-	5,40,000	5,40,000	5,40,000	5,40,000	4,05,000
53	Kanigiri	37,420	SDS & CBS	Post Graduate	12	45,000	45,000	-	5,40,000	5,40,000	5,24,000	5,24,000	3,93,000
54	Kanigiri - OUDA	5,00,235	MCE	Graduate	12	40,000	40,000	-	4,80,000	4,80,000	4,64,000	4,64,000	3,48,000
55	Kavali	90,099	CBS & MIS	Post Graduate	12	45,000	45,000	-	5,40,000	5,40,000	5,24,000	5,24,000	3,93,000
56	Kavali - NUDA	10,11,548	MCES	Graduate	12	45,000	50,000	-	6,00,000	6,00,000	5,24,000	5,24,000	3,93,000
57	Kovvuru - EUDA	5,46,961	SDS	Post Graduate	12	50,000	60,000	-	7,20,000	7,20,000	6,00,000	6,00,000	4,50,000
58			MIS	Post Graduate	12	55,000	60,000	-	7,20,000	7,20,000	6,60,000	6,60,000	4,95,000
59	Kurnool	5,04,327	SDS	Post Graduate	12	55,000	60,000	-	7,20,000	7,20,000	6,60,000	6,60,000	4,95,000
60	Machilipatnam	1,69,892	CBS	Post Graduate	12	45,000	45,000	-	5,40,000	5,40,000	5,24,000	5,24,000	3,93,000
61	Machilipatnam - MUDA	5,19,892	SDS	Post Graduate	12	55,000	60,000	-	7,20,000	7,20,000	6,60,000	6,60,000	4,95,000
62			SDS	Post Graduate	12	55,000	60,000	-	7,20,000	7,20,000	6,60,000	6,60,000	4,95,000
63	Madanapalle	1,80,180	MIS	Post Graduate	12	44,000	45,000	-	5,40,000	5,40,000	5,28,000	5,28,000	3,96,000
64	Mandapeta	56,063	SDS	Post Graduate	12	45,000	45,000	-	5,40,000	5,40,000	5,24,000	5,24,000	3,93,000
65			SDS	Post Graduate	12	45,000	45,000	-	5,40,000	5,40,000	5,24,000	5,24,000	3,93,000
66	Mangalagiri	1,07,197	CBS & MIS	Post Graduate	12	45,000	45,000	-	5,40,000	5,40,000	5,24,000	5,24,000	3,93,000
67	Markapur	71,092	SDS & CBS	Post Graduate	12	45,000	45,000	-	5,40,000	5,40,000	4,23,787	4,23,787	3,17,840
68			CBS & MIS	Post Graduate	12	45,000	45,000	-	5,40,000	5,40,000	5,24,000	5,24,000	3,93,000
69	Mydukur - AUDA	7,51,477	MCES	Graduate	12	40,000	40,000	-	4,80,000	4,80,000	4,80,000	4,80,000	3,60,000
70			MIS & IEC	Graduate	12	40,000	40,000	-	4,80,000	4,80,000	4,64,000	4,64,000	3,48,000
71	Naidupeta - NUDA	10,11,548	MIS	Graduate	12	40,000	50,000	-	6,00,000	6,00,000	4,64,000	4,64,000	3,48,000
72	Nandyala	2,11,424	SDS	Post Graduate	12	45,000	45,000	-	5,40,000	5,40,000	5,40,000	5,40,000	4,05,000
73	Narasaraopet	1,17,449	MIS	Post Graduate	12	45,000	45,000	-	5,40,000	5,40,000	5,40,000	5,40,000	4,05,000
74			MIS	Post Graduate	12	45,000	45,000	-	5,40,000	5,40,000	5,20,000	5,20,000	3,90,000

Handwritten signature

75	Narsapur	58,770	SDS	Post Graduate	12	45,000	45,000	-	5,40,000	5,40,000	5,24,000	5,24,000	3,93,000
76	Narsipatnam	46,535	SDS	Post Graduate	12	45,000	45,000	-	5,40,000	5,40,000	4,79,000	4,79,000	3,59,250
77			MIS	Post Graduate	12	45,000	45,000	-	5,40,000	5,40,000	5,24,000	5,24,000	3,93,000
78	Nellimarla	26,259	SDS	Post Graduate	12	45,000	45,000	-	5,40,000	5,40,000	5,40,000	5,40,000	4,05,000
79	Nellore	5,47,621	MIS	Post Graduate	12	60,000	60,000	-	7,20,000	7,20,000	7,20,000	7,20,000	5,40,000
80			MIS	Post Graduate	12	45,000	60,000	-	7,20,000	7,20,000	5,24,000	5,24,000	3,93,000
81	Nellore - NUDA	10,11,548	SDS	Post Graduate	12	65,000	70,000	-	8,40,000	8,40,000	7,80,000	7,80,000	5,85,000
82	Nidadavole	43,809	SDS	Post Graduate	12	45,000	45,000	-	5,40,000	5,40,000	5,24,000	5,24,000	3,93,000
83	Nidadavole - EUDA	5,46,961	CBS & MCE	Graduate	12	40,000	40,000	-	4,80,000	4,80,000	4,64,000	4,64,000	3,48,000
84	Nuziveedu	58,590	HFS	Post Graduate	12	45,000	45,000	-	5,40,000	5,40,000	5,24,000	5,24,000	3,93,000
85			MIS	Post Graduate	12	45,000	45,000	-	5,40,000	5,40,000	5,24,000	5,24,000	3,93,000
86	Ongole	2,04,746	SDS	Post Graduate	12	45,000	45,000	-	5,40,000	5,40,000	5,24,000	5,24,000	3,93,000
87	Ongole - OUDA	5,00,235	MIS	Post Graduate	12	55,000	60,000	-	7,20,000	7,20,000	6,60,000	6,60,000	4,95,000
88	Palacol	81,199	HFS	Post Graduate	12	40,000	45,000	-	5,40,000	5,40,000	4,80,000	4,80,000	3,60,000
89			CBS & SDS	Post Graduate	12	45,000	45,000	-	5,40,000	5,40,000	5,24,000	5,24,000	3,93,000
90	Palakonda	31,425	SDS & HFPS	Post Graduate	12	45,000	45,000	-	5,40,000	5,40,000	5,24,000	5,24,000	3,93,000
91	Palakonda - SUDA	7,35,367	MCE & SDS	Graduate	12	40,000	40,000	-	4,80,000	4,80,000	4,64,000	4,64,000	3,48,000
92	Palasa/ Kasibugga	57,507	SDS	Post Graduate	12	45,000	45,000	-	5,40,000	5,40,000	5,40,000	5,40,000	4,05,000
93			SDS	Post Graduate	12	45,000	45,000	-	5,40,000	5,40,000	5,24,000	5,24,000	3,93,000
94	Pamidi	26,886	MCE	Post Graduate	12	45,000	45,000	-	5,40,000	5,40,000	5,24,000	5,24,000	3,93,000
95	Parvathipuram	53,844	SDS	Post Graduate	12	45,000	45,000	-	5,40,000	5,40,000	5,40,000	5,40,000	4,05,000
96	Pedana - MUDA	5,19,892	MECE	Diploma	12	35,000	30,000	-	3,60,000	3,60,000	3,98,968	3,60,000	2,70,000
97	Peddapuram	49,477	SDS	Post Graduate	12	45,000	45,000	-	5,40,000	5,40,000	5,24,000	5,24,000	3,93,000
98	Piduguralla	63,103	CBS & SDS	Post Graduate	12	45,000	45,000	-	5,40,000	5,40,000	5,22,000	5,22,000	3,91,500
99			MIS	Post Graduate	12	45,000	45,000	-	5,40,000	5,40,000	2,92,152	2,92,152	2,19,114
100	Pithapuram	54,859	MIS	Post Graduate	12	45,000	45,000	-	5,40,000	5,40,000	5,24,000	5,24,000	3,93,000
101	Ponnuru	59,913	MIS	Post Graduate	12	45,000	45,000	-	5,40,000	5,40,000	5,24,000	5,24,000	3,93,000
102			SDS	Post Graduate	12	45,000	45,000	-	5,40,000	5,40,000	5,24,000	5,24,000	3,93,000
103			SDS	Post Graduate	12	45,000	45,000	-	5,40,000	5,40,000	5,40,000	5,40,000	4,05,000
104	Proddatur - AUDA	7,51,477	MIS	Graduate	12	40,000	40,000	-	4,80,000	4,80,000	4,64,000	4,64,000	3,48,000
105	Pulivendula	65,706	MIS	Post Graduate	12	45,000	45,000	-	5,40,000	5,40,000	5,24,000	5,24,000	3,93,000
106	Punganur	54,746	MIS	Post Graduate	12	45,000	45,000	-	5,40,000	5,40,000	5,24,000	5,24,000	3,93,000
107	Puttaparthi	30,627	CBS & SDS	Post Graduate	12	45,000	45,000	-	5,40,000	5,40,000	5,24,000	5,24,000	3,93,000
108	Puttaparthi - PUDA	5,19,240	MIS	Post Graduate	12	55,000	60,000	-	7,20,000	7,20,000	6,60,000	6,60,000	4,95,000
109	Puttur	54,092	MIS & CBS	Post Graduate	12	45,000	45,000	-	5,40,000	5,40,000	5,24,000	5,24,000	3,93,000
110	Rajamahendravaram	3,41,831	CBS & IEC	Post Graduate	12	45,000	45,000	-	5,40,000	5,40,000	5,24,000	5,24,000	3,93,000
111			SDS	Post Graduate	12	45,000	45,000	-	5,40,000	5,40,000	5,40,000	5,40,000	4,05,000
112			SDS	Post Graduate	12	45,000	45,000	-	5,40,000	5,40,000	5,21,226	5,21,226	3,90,920
113	Rajampet - Auda	7,51,477	MCES	Graduate	12	40,000	40,000	-	4,80,000	4,80,000	4,64,000	4,64,000	3,48,000

Handwritten signature

114	Ramachandrapuram - KAUDA	9,63,661	MCE	Graduate	12	40,000	40,000	-	4,80,000	4,80,000	4,52,387	4,52,387	3,39,290
115	Rayachoty	91,234	MIS	Post Graduate	12	45,000	45,000	-	5,40,000	5,40,000	5,40,000	5,40,000	4,05,000
116			MCES	Post Graduate	12	45,000	45,000	-	5,40,000	5,40,000	5,40,000	5,40,000	4,05,000
117	Rayachoty - AUDA	7,51,477	SDS & CBS	Graduate	12	40,000	40,000	-	4,80,000	4,80,000	4,64,000	4,64,000	3,48,000
118	Repalle	50,866	HFS	Post Graduate	12	45,000	45,000	-	5,40,000	5,40,000	5,24,000	5,24,000	3,93,000
119			MIS/HFPS	Post Graduate	12	45,000	45,000	-	5,40,000	5,40,000	4,97,645	4,97,645	3,73,234
120	Saluru	49,533	SDS	Post Graduate	12	45,000	45,000	-	5,40,000	5,40,000	5,40,000	5,40,000	4,05,000
121			SDS & IEC	Post Graduate	4	43,000	45,000	-	1,80,000	1,80,000	1,72,000	1,72,000	1,29,000
122	Samalkot - Kauda	9,63,661	CBS	Post Graduate	12	55,000	60,000	-	7,20,000	7,20,000	6,60,000	6,60,000	4,95,000
123	Samarlakota	56,864	SDS	Post Graduate	12	45,000	45,000	-	5,40,000	5,40,000	5,24,000	5,24,000	3,93,000
124	Sattenapalli	56,721	HFS	Post Graduate	12	45,000	45,000	-	5,40,000	5,40,000	5,40,000	5,40,000	4,05,000
125			SDS & MIS	Post Graduate	12	40,000	45,000	-	5,40,000	5,40,000	4,64,000	4,64,000	3,48,000
126			CBS & MIS	Post Graduate	12	45,000	45,000	-	5,40,000	5,40,000	5,24,000	5,24,000	3,93,000
127	Srikakulam - SUDA	7,35,367	SDS	Post Graduate	12	55,000	60,000	-	7,20,000	7,20,000	6,60,000	6,60,000	4,95,000
128			MCE	Graduate	12	40,000	40,000	-	4,80,000	4,80,000	4,64,000	4,64,000	3,48,000
129	Srikalahasti	80,056	SDS & CBS	Post Graduate	12	45,000	45,000	-	5,40,000	5,40,000	5,24,000	5,24,000	3,93,000
130	Srikalahasti -TUDA	10,14,688	MIS,SDS & CBS	Graduate	12	40,000	50,000	-	6,00,000	6,00,000	4,72,744	4,72,744	3,54,558
131	Sullurupeta	35,307	CBS	Post Graduate	12	45,000	45,000	-	5,40,000	5,40,000	5,24,000	5,24,000	3,93,000
132	Tadepalligudem	1,04,032	CBS & MIS	Post Graduate	12	40,000	45,000	-	5,40,000	5,40,000	4,57,370	4,57,370	3,43,028
133			SDS	Post Graduate	12	45,000	45,000	-	5,40,000	5,40,000	5,24,000	5,24,000	3,93,000
134	Tanuku	77,962	HFA & CBS	Post Graduate	12	45,000	45,000	-	5,40,000	5,40,000	5,24,000	5,24,000	3,93,000
135	Tenali	1,64,937	HFS	Post Graduate	12	45,000	45,000	-	5,40,000	5,40,000	5,40,000	5,40,000	4,05,000
136			SDS	Post Graduate	12	45,000	45,000	-	5,40,000	5,40,000	5,40,000	5,40,000	4,05,000
137	Thadipatri - AHUDA	8,45,425	SDS	Post Graduate	12	55,000	60,000	-	7,20,000	7,20,000	6,60,000	6,60,000	4,95,000
138	Tirupati	2,93,421	MIS	Post Graduate	12	45,000	45,000	-	5,40,000	5,40,000	5,24,000	5,24,000	3,93,000
139	Tiruvuru	34,172	SDS	Post Graduate	12	45,000	45,000	-	5,40,000	5,40,000	5,24,000	5,24,000	3,93,000
140			HFS	Post Graduate	12	45,000	45,000	-	5,40,000	5,40,000	5,24,000	5,24,000	3,93,000
141	Venkatagiri	54,688	MCE	Post Graduate	12	40,000	45,000	-	5,40,000	5,40,000	4,64,000	4,64,000	3,48,000
142	Venkatagiri-TUDA	10,14,688	MCES	Post Graduate	12	55,000	70,000	-	8,40,000	8,40,000	6,60,000	6,60,000	4,95,000
143	Vijayawada	10,21,806	MIS	Post Graduate	12	65,000	70,000	-	8,40,000	8,40,000	7,80,000	7,80,000	5,85,000
144			Env. Spl	Post Graduate	12	60,000	70,000	-	8,40,000	8,40,000	7,20,000	7,20,000	5,40,000
145			SDS	Post Graduate	12	55,000	70,000	-	8,40,000	8,40,000	6,44,000	6,44,000	4,83,000
146	Vinukonda	62,550	MIS	Post Graduate	12	45,000	45,000	-	5,40,000	5,40,000	5,24,000	5,24,000	3,93,000
147	Visakhapatnam-Gvmc	20,35,922	HFS	Post Graduate	12	60,000	70,000	-	8,40,000	8,40,000	7,20,000	7,20,000	5,40,000
148			SDS	Post Graduate	12	65,000	70,000	-	8,40,000	8,40,000	7,80,000	7,80,000	5,85,000
149			CBS	Post Graduate	12	60,000	70,000	-	8,40,000	8,40,000	7,20,000	7,20,000	5,40,000
150	Vizianagaram	57,507	MIS	Post Graduate	12	45,000	45,000	-	5,40,000	5,40,000	5,24,000	5,24,000	3,93,000
151			MIS	Post Graduate	12	45,000	45,000	-	5,40,000	5,40,000	5,24,000	5,24,000	3,93,000
152	Vuyyuru	38,021	HFS	Post Graduate	12	45,000	45,000	-	5,40,000	5,40,000	5,40,000	5,40,000	4,05,000
153	Yalamachili	46,174	MIS	Post Graduate	12	45,000	45,000	-	5,40,000	5,40,000	5,24,000	5,24,000	3,93,000
154	Yerraguntla - AUDA	7,51,477	MIS & CBS	Graduate	12	40,000	40,000	-	4,80,000	4,80,000	4,64,000	4,64,000	3,48,000

Handwritten signature

Total	109	3,41,36,569	154	--	--	70,52,000	73,15,000	16,500	8,68,80,000	8,68,96,500	8,10,78,554	8,09,03,086	6,06,77,315 (Say Rs. 606.77 lakh)
-------	-----	-------------	-----	----	----	-----------	-----------	--------	-------------	-------------	-------------	-------------	--------------------------------------

Admissible Central Assistance for CLTCs for FY 2023-24=												Rs. 606.77 lakh
Fund already released as 1st installment of Central Assistance for CLTCs for FY 2023-24=												Rs. 612.34 lakh
Unspent Central Assistance released for CLTCs for FY 2023-24 being adjusted against release of 2nd and final installment of Central Assistance for SLTC for FY 2023-24=												Rs. 5.57 lakh

gandp

Details of SLTC for FY 2024-25 in respect of State of Andhra Pradesh

(Amount in Rs.)

S. No.	Designation of Specialists	Educational Qualification	Salary per month proposed by the State for each Specialist	Annual Budget proposed by the State	Salary per month as per CB norms	Annual Budget as per CB norms	Admissible Annual Budget as per CB norms	Admissible Central Assistance (75%)	State Share (25%)	1st instalment of Central Assistance (50%)
1	Urban Infrastructure Specialist	Diploma	50,000	6,00,000	50,000	6,00,000	6,00,000	4,50,000	1,50,000	2,25,000
2	Municipal Finance specialist	Post Graduate	85,000	10,20,000	85,000	10,20,000	10,20,000	7,65,000	2,55,000	3,82,500
3	Housing Finance and Policy Specialist	Post Graduate	85,000	10,20,000	85,000	10,20,000	10,20,000	7,65,000	2,55,000	3,82,500
4	Urban Planner Specialist	Post Graduate	85,000	10,20,000	85,000	10,20,000	10,20,000	7,65,000	2,55,000	3,82,500
5	Capacity Building Institutional Strengthening Specialist	Post Graduate	85,000	10,20,000	85,000	10,20,000	10,20,000	7,65,000	2,55,000	3,82,500
6	MIS Specialist	Post Graduate	85,000	10,20,000	85,000	10,20,000	10,20,000	7,65,000	2,55,000	3,82,500
7	GIS Specialist	Post Graduate	85,000	10,20,000	85,000	10,20,000	10,20,000	7,65,000	2,55,000	3,82,500
8	Environment Specialist	Post Graduate	85,000	10,20,000	85,000	10,20,000	10,20,000	7,65,000	2,55,000	3,82,500
9	Social Development Specialist	Post Graduate	85,000	10,20,000	85,000	10,20,000	10,20,000	7,65,000	2,55,000	3,82,500
10	IEC Specialist	Post Graduate	85,000	10,20,000	85,000	10,20,000	10,20,000	7,65,000	2,55,000	3,82,500
Total			8,15,000	97,80,000	8,15,000	97,80,000	97,80,000	73,35,000	24,45,000	36,67,500 (Say Rs. 36.68 lakh)

Details of CLTCs for FY 2024-25 in respect of State of Andhra Pradesh

(Amount in Rs.)

S. No.	Number of cities included in CLTCs	Name of the cities/CLTCs	Urban Population	No. of Specialists approved	Designation of Specialists	Educational Qualification	Salary per month proposed by the State	Annual Budget proposed by the State	Salary per month as per CB norms	Annual Budget as per CB norms	Admissible Annual Budget as per CB norms	Admissible Central Assistance (75%)	Admissible State Share (25%)	1st instalment of Central Assistance (50%)
1	1	Srikakulum	1,35,367	3	Social Development Specialist	Post Graduate	45,000	5,40,000	45,000	5,40,000	5,40,000	4,05,000	1,35,000	2,02,500
					Housing Finance specialist	Post Graduate	45,000	5,40,000	45,000	5,40,000	5,40,000	4,05,000	1,35,000	2,02,500
					Civil Engineer Specialist	Graduate	35,000	4,20,000	35,000	4,20,000	4,20,000	3,15,000	1,05,000	1,57,500
2	1	Rajam	42,197	2	Social Development/IEC Specialist	Post Graduate	45,000	5,40,000	45,000	5,40,000	5,40,000	4,05,000	1,35,000	2,02,500
					MIS/Civil Engineer Specialist	Post Graduate	45,000	5,40,000	45,000	5,40,000	5,40,000	4,05,000	1,35,000	2,02,500
3	1	Palasa	57,507	3	Social Development/IEC Specialist	Post Graduate	45,000	5,40,000	45,000	5,40,000	5,40,000	4,05,000	1,35,000	2,02,500
					Housing finance specialist	Post Graduate	45,000	5,40,000	45,000	5,40,000	5,40,000	4,05,000	1,35,000	2,02,500
					MIS/Civil Engineer Specialist	Post Graduate	45,000	5,40,000	45,000	5,40,000	5,40,000	4,05,000	1,35,000	2,02,500
4	1	Palakonda	31,425	2	Social Development/Housing Finance Specialist	Post Graduate	45,000	5,40,000	45,000	5,40,000	5,40,000	4,05,000	1,35,000	2,02,500
					Social Development/IEC Specialist	Graduate	35,000	4,20,000	35,000	4,20,000	4,20,000	3,15,000	1,05,000	1,57,500
5	1	Itchapuram	36,493	3	Social Development/IEC Specialist	Post Graduate	45,000	5,40,000	45,000	5,40,000	5,40,000	4,05,000	1,35,000	2,02,500
					Housing Finance specialist	Post Graduate	45,000	5,40,000	45,000	5,40,000	5,40,000	4,05,000	1,35,000	2,02,500
					MIS/Civil Engineer Specialist	Post Graduate	45,000	5,40,000	45,000	5,40,000	5,40,000	4,05,000	1,35,000	2,02,500
6	1	Amudalavalasa	39,799	2	Social Development Specialist	Post Graduate	45,000	5,40,000	45,000	5,40,000	5,40,000	4,05,000	1,35,000	2,02,500
					Civil Engineer Specialist	Graduate	35,000	4,20,000	35,000	4,20,000	4,20,000	3,15,000	1,05,000	1,57,500
7	1	Vizianagaram	2,28,720	3	Social Development/IEC Specialist	Post Graduate	45,000	5,40,000	45,000	5,40,000	5,40,000	4,05,000	1,35,000	2,02,500
					Housing Finance specialist	Post Graduate	45,000	5,40,000	45,000	5,40,000	5,40,000	4,05,000	1,35,000	2,02,500
					MIS/Civil Engineer Specialist	Post Graduate	45,000	5,40,000	45,000	5,40,000	5,40,000	4,05,000	1,35,000	2,02,500
8	1	Salur	49,500	3	Social Development/IEC Specialist	Post Graduate	45,000	5,40,000	45,000	5,40,000	5,40,000	4,05,000	1,35,000	2,02,500
					MIS/Civil Engineer Specialist	Post Graduate	45,000	5,40,000	45,000	5,40,000	5,40,000	4,05,000	1,35,000	2,02,500
					Civil Engineer Specialist	Post Graduate	45,000	5,40,000	45,000	5,40,000	5,40,000	4,05,000	1,35,000	2,02,500
9	1	Parvathipuram	53,844	2	Social Development/IEC Specialist	Post Graduate	45,000	5,40,000	45,000	5,40,000	5,40,000	4,05,000	1,35,000	2,02,500
					MIS/Civil Engineer Specialist	Post Graduate	45,000	5,40,000	45,000	5,40,000	5,40,000	4,05,000	1,35,000	2,02,500
10	1	Nellimarla	26,259	2	Social Development Specialist	Post Graduate	45,000	5,40,000	45,000	5,40,000	5,40,000	4,05,000	1,35,000	2,02,500
					MIS Specialist	Post Graduate	45,000	5,40,000	45,000	5,40,000	5,40,000	4,05,000	1,35,000	2,02,500
11	1	Bobbili	56,819	3	Social Development/IEC Specialist	Post Graduate	45,000	5,40,000	45,000	5,40,000	5,40,000	4,05,000	1,35,000	2,02,500
					Housing Finance specialist	Post Graduate	45,000	5,40,000	45,000	5,40,000	5,40,000	4,05,000	1,35,000	2,02,500
					MIS/Civil Engineer Specialist	Post Graduate	45,000	5,40,000	45,000	5,40,000	5,40,000	4,05,000	1,35,000	2,02,500
12	1	Visakhapatnam	20,35,922	5	Social Development/IEC Specialist	Post Graduate	60,000	7,20,000	70,000	8,40,000	7,20,000	5,40,000	1,80,000	2,70,000
					Housing Finance/CB specialist	Post Graduate	65,000	7,80,000	70,000	8,40,000	7,80,000	5,85,000	1,95,000	2,92,500
					CB Specialist	Post Graduate	60,000	7,20,000	70,000	8,40,000	7,20,000	5,40,000	1,80,000	2,70,000
					MIS Specialist	Post Graduate	60,000	7,20,000	70,000	8,40,000	7,20,000	5,40,000	1,80,000	2,70,000
13	1	Yelamanchili	46,124	2	Social Development/IEC Specialist	Post Graduate	45,000	5,40,000	45,000	5,40,000	5,40,000	4,05,000	1,35,000	2,02,500
					Housing Finance specialist	Post Graduate	45,000	5,40,000	45,000	5,40,000	5,40,000	4,05,000	1,35,000	2,02,500

14	10	Narsipatnam	46,535	3	Social Development/IEC Specialist	Post Graduate	45,000	5,40,000	45,000	5,40,000	5,40,000	4,05,000	1,35,000	2,02,500
					MIS Specialist	Post Graduate	45,000	5,40,000	45,000	5,40,000	5,40,000	4,05,000	1,35,000	2,02,500
					Procurement Splt	Post Graduate	45,000	5,40,000	45,000	5,40,000	5,40,000	4,05,000	1,35,000	2,02,500
15	1	Amalapuram	53,231	3	Social Development/IEC Specialist	Post Graduate	45,000	5,40,000	45,000	5,40,000	5,40,000	4,05,000	1,35,000	2,02,500
					Housing Finance specialist	Post Graduate	45,000	5,40,000	45,000	5,40,000	5,40,000	4,05,000	1,35,000	2,02,500
					MIS/Civil Engineer Specialist	Post Graduate	45,000	5,40,000	45,000	5,40,000	5,40,000	4,05,000	1,35,000	2,02,500
16	1	Gollaprolu	23,852	2	Social Development/IEC Specialist	Post Graduate	45,000	5,40,000	45,000	5,40,000	5,40,000	4,05,000	1,35,000	2,02,500
					MIS/Civil Engineer Specialist	Post Graduate	45,000	5,40,000	45,000	5,40,000	5,40,000	4,05,000	1,35,000	2,02,500
17	1	Kakinada	3,12,538	3	Municipal Civil Engineer	Post Graduate	45,000	5,40,000	45,000	5,40,000	5,40,000	4,05,000	1,35,000	2,02,500
					Housing Finance specialist	Post Graduate	45,000	5,40,000	45,000	5,40,000	5,40,000	4,05,000	1,35,000	2,02,500
					MIS Specialist	Post Graduate	45,000	5,40,000	45,000	5,40,000	5,40,000	4,05,000	1,35,000	2,02,500
18	1	Mandapeta	56,063	3	Social Development/IEC Specialist	Post Graduate	45,000	5,40,000	45,000	5,40,000	5,40,000	4,05,000	1,35,000	2,02,500
					Housing Finance specialist	Post Graduate	45,000	5,40,000	45,000	5,40,000	5,40,000	4,05,000	1,35,000	2,02,500
					MIS/Civil Engineer Specialist	Post Graduate	45,000	5,40,000	45,000	5,40,000	5,40,000	4,05,000	1,35,000	2,02,500
19	1	Mummidivaram	23,732	2	Social Development/IEC Specialist	Post Graduate	45,000	5,40,000	45,000	5,40,000	5,40,000	4,05,000	1,35,000	2,02,500
					MIS/Civil Engineer Specialist	Graduate	35,000	4,20,000	35,000	4,20,000	4,20,000	3,15,000	1,05,000	1,57,500
20	1	Peddapuram	49,477	3	Social Development/IEC Specialist	Post Graduate	45,000	5,40,000	45,000	5,40,000	5,40,000	4,05,000	1,35,000	2,02,500
					Housing Finance specialist	Post Graduate	45,000	5,40,000	45,000	5,40,000	5,40,000	4,05,000	1,35,000	2,02,500
					Civil Engineer Specialist	Post Graduate	45,000	5,40,000	45,000	5,40,000	5,40,000	4,05,000	1,35,000	2,02,500
21	1	Pithapuram	54,859	3	Social Development/IEC Specialist	Post Graduate	45,000	5,40,000	45,000	5,40,000	5,40,000	4,05,000	1,35,000	2,02,500
					Housing Finance specialist	Post Graduate	45,000	5,40,000	45,000	5,40,000	5,40,000	4,05,000	1,35,000	2,02,500
					MIS/Civil Engineer Specialist	Post Graduate	45,000	5,40,000	45,000	5,40,000	5,40,000	4,05,000	1,35,000	2,02,500
22	1	Rajamahendravaram	3,41,831	3	Social Development/IEC Specialist	Post Graduate	45,000	5,40,000	45,000	5,40,000	5,40,000	4,05,000	1,35,000	2,02,500
					Social Development specialist	Post Graduate	45,000	5,40,000	45,000	5,40,000	5,40,000	4,05,000	1,35,000	2,02,500
					Civil Engineer Specialist	Post Graduate	45,000	5,40,000	45,000	5,40,000	5,40,000	4,05,000	1,35,000	2,02,500
23	1	Ramachandrapuram	43,657	3	Social Development/IEC Specialist	Graduate	35,000	4,20,000	35,000	4,20,000	4,20,000	3,15,000	1,05,000	1,57,500
					Housing Finance specialist	Post Graduate	45,000	5,40,000	45,000	5,40,000	5,40,000	4,05,000	1,35,000	2,02,500
					MIS/Civil Engineer Specialist	Post Graduate	45,000	5,40,000	45,000	5,40,000	5,40,000	4,05,000	1,35,000	2,02,500
24	1	Samalkot	56,864	3	Social Development/IEC Specialist	Post Graduate	45,000	5,40,000	45,000	5,40,000	5,40,000	4,05,000	1,35,000	2,02,500
					Social Development	Post Graduate	45,000	5,40,000	45,000	5,40,000	5,40,000	4,05,000	1,35,000	2,02,500
					MIS/Civil Engineer Specialist	Post Graduate	45,000	5,40,000	45,000	5,40,000	5,40,000	4,05,000	1,35,000	2,02,500
25	1	Tuni	53,425	2	Social Development/IEC Specialist	Post Graduate	45,000	5,40,000	45,000	5,40,000	5,40,000	4,05,000	1,35,000	2,02,500
					MIS/Civil Engineer Specialist	Graduate	35,000	4,20,000	35,000	4,20,000	4,20,000	3,15,000	1,05,000	1,57,500
26	1	Yeleswaram	32,957	2	Social Development/IEC Specialist	Post Graduate	45,000	5,40,000	45,000	5,40,000	5,40,000	4,05,000	1,35,000	2,02,500
					MIS/Civil Engineer Specialist	Post Graduate	45,000	5,40,000	45,000	5,40,000	5,40,000	4,05,000	1,35,000	2,02,500
27	1	Bhimavaram	1,46,961	3	Social Development/IEC Specialist	Post Graduate	45,000	5,40,000	45,000	5,40,000	5,40,000	4,05,000	1,35,000	2,02,500
					Housing Finance specialist	Post Graduate	45,000	5,40,000	45,000	5,40,000	5,40,000	4,05,000	1,35,000	2,02,500
					MIS/Civil Engineer Specialist	Post Graduate	45,000	5,40,000	45,000	5,40,000	5,40,000	4,05,000	1,35,000	2,02,500
28	1	Eluru	2,18,020	3	Housing Finance specialist	Post Graduate	45,000	5,40,000	45,000	5,40,000	5,40,000	4,05,000	1,35,000	2,02,500
					Social Development specialist	Post Graduate	45,000	5,40,000	45,000	5,40,000	5,40,000	4,05,000	1,35,000	2,02,500

Handwritten signature

					MIS Specialist	Graduate	35,000	4,20,000	35,000	4,20,000	4,20,000	3,15,000	1,05,000	1,57,500
29	1	Jangareddygudem	48,994	2	Social Development/IEC Specialist	Post Graduate	45,000	5,40,000	45,000	5,40,000	5,40,000	4,05,000	1,35,000	2,02,500
					MIS/Civil Engineer Specialist	Post Graduate	45,000	5,40,000	45,000	5,40,000	5,40,000	4,05,000	1,35,000	2,02,500
30	1	Kovvuru	39,667	3	Social Development/IEC Specialist	Post Graduate	45,000	5,40,000	45,000	5,40,000	5,40,000	4,05,000	1,35,000	2,02,500
					Housing Finance specialist	Post Graduate	45,000	5,40,000	45,000	5,40,000	5,40,000	4,05,000	1,35,000	2,02,500
					MIS/Civil Engineer Specialist	Post Graduate	45,000	5,40,000	45,000	5,40,000	5,40,000	4,05,000	1,35,000	2,02,500
31	1	Narsapur	58,770	3	Social Development/IEC Specialist	Post Graduate	45,000	5,40,000	45,000	5,40,000	5,40,000	4,05,000	1,35,000	2,02,500
					Housing Finance specialist	Post Graduate	45,000	5,40,000	45,000	5,40,000	5,40,000	4,05,000	1,35,000	2,02,500
					MIS/Civil Engineer Specialist	Post Graduate	45,000	5,40,000	45,000	5,40,000	5,40,000	4,05,000	1,35,000	2,02,500
32	1	Nidadavolu	43,809	3	Social Development/IEC Specialist	Post Graduate	45,000	5,40,000	45,000	5,40,000	5,40,000	4,05,000	1,35,000	2,02,500
					Housing Finance specialist	Post Graduate	45,000	5,40,000	45,000	5,40,000	5,40,000	4,05,000	1,35,000	2,02,500
					Civil Engineer Specialist	Graduate	35,000	4,20,000	35,000	4,20,000	4,20,000	3,15,000	1,05,000	1,57,500
33	1	Palacol	81,199	3	Social Development/CB Specialist	Post Graduate	45,000	5,40,000	45,000	5,40,000	5,40,000	4,05,000	1,35,000	2,02,500
					Housing Finance specialist	Graduate	35,000	4,20,000	35,000	4,20,000	4,20,000	3,15,000	1,05,000	1,57,500
					MIS/Civil Engineer Specialist	Post Graduate	45,000	5,40,000	45,000	5,40,000	5,40,000	4,05,000	1,35,000	2,02,500
34	1	Tadepalligudem	1,04,032	3	Social Development	Post Graduate	45,000	5,40,000	45,000	5,40,000	5,40,000	4,05,000	1,35,000	2,02,500
					CB Specialist	Graduate	35,000	4,20,000	35,000	4,20,000	4,20,000	3,15,000	1,05,000	1,57,500
					MIS Specialist	Post Graduate	45,000	5,40,000	45,000	5,40,000	5,40,000	4,05,000	1,35,000	2,02,500
35	1	Tanuku	77,962	3	Social Development/IEC Specialist	Post Graduate	45,000	5,40,000	45,000	5,40,000	5,40,000	4,05,000	1,35,000	2,02,500
					Housing Finance specialist	Post Graduate	45,000	5,40,000	45,000	5,40,000	5,40,000	4,05,000	1,35,000	2,02,500
					MIS/Civil Engineer Specialist	Post Graduate	45,000	5,40,000	45,000	5,40,000	5,40,000	4,05,000	1,35,000	2,02,500
36	1	Gudivada	1,18,167	3	Social Development/IEC Specialist	Post Graduate	45,000	5,40,000	45,000	5,40,000	5,40,000	4,05,000	1,35,000	2,02,500
					Housing Finance specialist	Post Graduate	45,000	5,40,000	45,000	5,40,000	5,40,000	4,05,000	1,35,000	2,02,500
					MIS Specialist	Post Graduate	45,000	5,40,000	45,000	5,40,000	5,40,000	4,05,000	1,35,000	2,02,500
37	1	Jaggiahpet	53,530	3	Social Development/IEC Specialist	Post Graduate	45,000	5,40,000	45,000	5,40,000	5,40,000	4,05,000	1,35,000	2,02,500
					Housing Finance specialist	Post Graduate	45,000	5,40,000	45,000	5,40,000	5,40,000	4,05,000	1,35,000	2,02,500
					MIS/Civil Engineer Specialist	Post Graduate	45,000	5,40,000	45,000	5,40,000	5,40,000	4,05,000	1,35,000	2,02,500
38	1	Machilipatnam	1,69,892	3	Social Development/IEC Specialist	Post Graduate	45,000	5,40,000	45,000	5,40,000	5,40,000	4,05,000	1,35,000	2,02,500
					Housing Finance specialist	Post Graduate	45,000	5,40,000	45,000	5,40,000	5,40,000	4,05,000	1,35,000	2,02,500
					MIS/Civil Engineer Specialist	Post Graduate	45,000	5,40,000	45,000	5,40,000	5,40,000	4,05,000	1,35,000	2,02,500
39	1	Nandigama	44,359	3	Social Development/IEC Specialist	Post Graduate	45,000	5,40,000	45,000	5,40,000	5,40,000	4,05,000	1,35,000	2,02,500
					MIS Specialist	Post Graduate	45,000	5,40,000	45,000	5,40,000	5,40,000	4,05,000	1,35,000	2,02,500
					MIS/Civil Engineer Specialist	Post Graduate	45,000	5,40,000	45,000	5,40,000	5,40,000	4,05,000	1,35,000	2,02,500
40	1	Nuzvid	58,590	3	Social Development/IEC Specialist	Post Graduate	45,000	5,40,000	45,000	5,40,000	5,40,000	4,05,000	1,35,000	2,02,500
					Housing Finance specialist	Post Graduate	45,000	5,40,000	45,000	5,40,000	5,40,000	4,05,000	1,35,000	2,02,500
					MIS/Civil Engineer Specialist	Post Graduate	45,000	5,40,000	45,000	5,40,000	5,40,000	4,05,000	1,35,000	2,02,500
41	1	Pedana	30,721	3	Social Development/IEC Specialist	Post Graduate	45,000	5,40,000	45,000	5,40,000	5,40,000	4,05,000	1,35,000	2,02,500
					MIS Specialist	Post Graduate	45,000	5,40,000	45,000	5,40,000	5,40,000	4,05,000	1,35,000	2,02,500
					Civil Engineer Specialist	Diploma	25,000	3,00,000	25,000	3,00,000	3,00,000	2,25,000	75,000	1,12,500
					Social Development/IEC Specialist	Post Graduate	45,000	5,40,000	45,000	5,40,000	5,40,000	4,05,000	1,35,000	2,02,500

Handwritten signature

42	1	Tiruvur	34,173	3	IEC Specialist	Post Graduate	45,000	5,40,000	45,000	5,40,000	5,40,000	4,05,000	1,35,000	2,02,500
					MIS/Civil Engineer Specialist	Post Graduate	45,000	5,40,000	45,000	5,40,000	5,40,000	4,05,000	1,35,000	2,02,500
43	1	Vijayawada	10,21,806	3	Social Development/IEC Specialist	Post Graduate	60,000	7,20,000	70,000	8,40,000	7,20,000	5,40,000	1,80,000	2,70,000
					Housing Finance /Environmental Specialist	Post Graduate	60,000	7,20,000	70,000	8,40,000	7,20,000	5,40,000	1,80,000	2,70,000
					MIS/Civil Engineer Specialist	Post Graduate	60,000	7,20,000	70,000	8,40,000	7,20,000	5,40,000	1,80,000	2,70,000
44	1	Vuyyur	38,021	3	Social Development/IEC Specialist	Post Graduate	45,000	5,40,000	45,000	5,40,000	5,40,000	4,05,000	1,35,000	2,02,500
					Housing Finance specialist	Post Graduate	45,000	5,40,000	45,000	5,40,000	5,40,000	4,05,000	1,35,000	2,02,500
					MIS/Civil Engineer Specialist	Post Graduate	45,000	5,40,000	45,000	5,40,000	5,40,000	4,05,000	1,35,000	2,02,500
45	1	Bapatla	70,777	3	Social Development/IEC Specialist	Post Graduate	45,000	5,40,000	45,000	5,40,000	5,40,000	4,05,000	1,35,000	2,02,500
					Housing Finance specialist	Post Graduate	45,000	5,40,000	45,000	5,40,000	5,40,000	4,05,000	1,35,000	2,02,500
					MIS/Civil Engineer Specialist	Post Graduate	45,000	5,40,000	45,000	5,40,000	5,40,000	4,05,000	1,35,000	2,02,500
46	1	Chilakaluripet	1,01,398	3	Social Development/IEC Specialist	Post Graduate	45,000	5,40,000	45,000	5,40,000	5,40,000	4,05,000	1,35,000	2,02,500
					MIS Specialist	Post Graduate	45,000	5,40,000	45,000	5,40,000	5,40,000	4,05,000	1,35,000	2,02,500
					Civil Engineer Specialist	Post Graduate	45,000	5,40,000	45,000	5,40,000	5,40,000	4,05,000	1,35,000	2,02,500
47	1	Guntur	6,70,073	3	CB/IEC Specialist	Post Graduate	60,000	7,20,000	60,000	7,20,000	7,20,000	5,40,000	1,80,000	2,70,000
					Housing Finance specialist	Post Graduate	60,000	7,20,000	60,000	7,20,000	7,20,000	5,40,000	1,80,000	2,70,000
					MIS/Civil Engineer Specialist	Post Graduate	60,000	7,20,000	60,000	7,20,000	7,20,000	5,40,000	1,80,000	2,70,000
48	1	Macherla	57,290	3	Social Development/IEC Specialist	Post Graduate	45,000	5,40,000	45,000	5,40,000	5,40,000	4,05,000	1,35,000	2,02,500
					Housing Finance specialist	Post Graduate	45,000	5,40,000	45,000	5,40,000	5,40,000	4,05,000	1,35,000	2,02,500
					MIS/Civil Engineer Specialist	Post Graduate	45,000	5,40,000	45,000	5,40,000	5,40,000	4,05,000	1,35,000	2,02,500
49	1	Mangalagiri	1,07,197	3	Social Development/IEC Specialist	Post Graduate	45,000	5,40,000	45,000	5,40,000	5,40,000	4,05,000	1,35,000	2,02,500
					Housing Finance specialist	Post Graduate	45,000	5,40,000	45,000	5,40,000	5,40,000	4,05,000	1,35,000	2,02,500
					MIS/Civil Engineer Specialist	Post Graduate	45,000	5,40,000	45,000	5,40,000	5,40,000	4,05,000	1,35,000	2,02,500
50	1	Narasaraopet	1,17,449	3	Social Development/IEC Specialist	Post Graduate	45,000	5,40,000	45,000	5,40,000	5,40,000	4,05,000	1,35,000	2,02,500
					Housing Finance specialist	Post Graduate	45,000	5,40,000	45,000	5,40,000	5,40,000	4,05,000	1,35,000	2,02,500
					MIS/Civil Engineer Specialist	Post Graduate	45,000	5,40,000	45,000	5,40,000	5,40,000	4,05,000	1,35,000	2,02,500
51	1	Piduguralla	63,103	2	Social Development/IEC Specialist	Post Graduate	45,000	5,40,000	45,000	5,40,000	5,40,000	4,05,000	1,35,000	2,02,500
					MIS/Civil Engineer Specialist	Post Graduate	45,000	5,40,000	45,000	5,40,000	5,40,000	4,05,000	1,35,000	2,02,500
52	1	Ponnur	59,913	3	Social Development/IEC Specialist	Post Graduate	45,000	5,40,000	45,000	5,40,000	5,40,000	4,05,000	1,35,000	2,02,500
					Housing Finance specialist	Post Graduate	45,000	5,40,000	45,000	5,40,000	5,40,000	4,05,000	1,35,000	2,02,500
					MIS/Civil Engineer Specialist	Post Graduate	45,000	5,40,000	45,000	5,40,000	5,40,000	4,05,000	1,35,000	2,02,500
53	1	Repalle	50,866	3	Social Development/IEC Specialist	Post Graduate	45,000	5,40,000	45,000	5,40,000	5,40,000	4,05,000	1,35,000	2,02,500
					Housing Finance specialist	Post Graduate	45,000	5,40,000	45,000	5,40,000	5,40,000	4,05,000	1,35,000	2,02,500
					MIS/Civil Engineer Specialist	Post Graduate	45,000	5,40,000	45,000	5,40,000	5,40,000	4,05,000	1,35,000	2,02,500
54	1	Sattenapalli	56,721	3	Social Development/IEC Specialist	Post Graduate	45,000	5,40,000	45,000	5,40,000	5,40,000	4,05,000	1,35,000	2,02,500
					Housing Finance specialist	Post Graduate	45,000	5,40,000	45,000	5,40,000	5,40,000	4,05,000	1,35,000	2,02,500
					MIS Specialist	Graduate	35,000	4,20,000	35,000	4,20,000	4,20,000	3,15,000	1,05,000	1,57,500
55	1	Tadepalli	24,149	2	Social Development/IEC Specialist	Post Graduate	45,000	5,40,000	45,000	5,40,000	5,40,000	4,05,000	1,35,000	2,02,500
					MIS/Civil Engineer Specialist	Post Graduate	45,000	5,40,000	45,000	5,40,000	5,40,000	4,05,000	1,35,000	2,02,500
					Social Development/IEC Specialist	Post Graduate	45,000	5,40,000	45,000	5,40,000	5,40,000	4,05,000	1,35,000	2,02,500

Handwritten signature

56	1	Tenali	1,64,937	3	Housing Finance specialist	Post Graduate	45,000	5,40,000	45,000	5,40,000	5,40,000	4,05,000	1,35,000	2,02,500
					MIS/Civil Engineer Specialist	Post Graduate	45,000	5,40,000	45,000	5,40,000	5,40,000	4,05,000	1,35,000	2,02,500
57	1	Vinukpnda	62,550	3	Social Development/IEC Specialist	Post Graduate	45,000	5,40,000	45,000	5,40,000	5,40,000	4,05,000	1,35,000	2,02,500
					Housing Finance specialist	Post Graduate	45,000	5,40,000	45,000	5,40,000	5,40,000	4,05,000	1,35,000	2,02,500
					MIS/Civil Engineer Specialist	Post Graduate	45,000	5,40,000	45,000	5,40,000	5,40,000	4,05,000	1,35,000	2,02,500
58	1	Addanki	40,353	2	Social Development/IEC Specialist	Post Graduate	45,000	5,40,000	45,000	5,40,000	5,40,000	4,05,000	1,35,000	2,02,500
					MIS/Civil Engineer Specialist	Post Graduate	45,000	5,40,000	45,000	5,40,000	5,40,000	4,05,000	1,35,000	2,02,500
59	1	Cheemakurthy	30,253	2	Social Development/IEC Specialist	Post Graduate	45,000	5,40,000	45,000	5,40,000	5,40,000	4,05,000	1,35,000	2,02,500
					MIS/Civil Engineer Specialist	Post Graduate	45,000	5,40,000	45,000	5,40,000	5,40,000	4,05,000	1,35,000	2,02,500
60	1	Chirala	89,375	3	Social Development/IEC Specialist	Post Graduate	45,000	5,40,000	45,000	5,40,000	5,40,000	4,05,000	1,35,000	2,02,500
					Housing Finance specialist	Post Graduate	45,000	5,40,000	45,000	5,40,000	5,40,000	4,05,000	1,35,000	2,02,500
					MIS/Civil Engineer Specialist	Post Graduate	45,000	5,40,000	45,000	5,40,000	5,40,000	4,05,000	1,35,000	2,02,500
61	1	Giddalur	35,150	2	Social Development/IEC Specialist	Post Graduate	45,000	5,40,000	45,000	5,40,000	5,40,000	4,05,000	1,35,000	2,02,500
					MIS/Civil Engineer Specialist	Post Graduate	45,000	5,40,000	45,000	5,40,000	5,40,000	4,05,000	1,35,000	2,02,500
62	1	Kandukuru	57,246	2	Social Development/IEC Specialist	Post Graduate	45,000	5,40,000	45,000	5,40,000	5,40,000	4,05,000	1,35,000	2,02,500
					MIS/Civil Engineer Specialist	Post Graduate	45,000	5,40,000	45,000	5,40,000	5,40,000	4,05,000	1,35,000	2,02,500
63	1	Kanigiri	37,420	2	Social Development/IEC Specialist	Post Graduate	45,000	5,40,000	45,000	5,40,000	5,40,000	4,05,000	1,35,000	2,02,500
					MIS/Civil Engineer Specialist	Post Graduate	45,000	5,40,000	45,000	5,40,000	5,40,000	4,05,000	1,35,000	2,02,500
64	1	Markapur	71,092	3	Social Development/IEC Specialist	Post Graduate	45,000	5,40,000	45,000	5,40,000	5,40,000	4,05,000	1,35,000	2,02,500
					MIS Specialist	Post Graduate	45,000	5,40,000	45,000	5,40,000	5,40,000	4,05,000	1,35,000	2,02,500
					Civil Engineer Specialist	Diploma	25,000	3,00,000	25,000	3,00,000	3,00,000	2,25,000	75,000	1,12,500
65	1	Ongole	2,04,746	3	Social Development/IEC Specialist	Post Graduate	45,000	5,40,000	45,000	5,40,000	5,40,000	4,05,000	1,35,000	2,02,500
					Housing Finance specialist	Post Graduate	45,000	5,40,000	45,000	5,40,000	5,40,000	4,05,000	1,35,000	2,02,500
					MIS/Civil Engineer Specialist	Graduate	35,000	4,20,000	35,000	4,20,000	4,20,000	3,15,000	1,05,000	1,57,500
66	1	Atmakur (N)	30,523	2	Social Development/IEC Specialist	Post Graduate	45,000	5,40,000	45,000	5,40,000	5,40,000	4,05,000	1,35,000	2,02,500
					MIS/Civil Engineer Specialist	Post Graduate	45,000	5,40,000	45,000	5,40,000	5,40,000	4,05,000	1,35,000	2,02,500
67	1	Gudur (N)	73,350	3	Social Development/IEC Specialist	Post Graduate	45,000	5,40,000	45,000	5,40,000	5,40,000	4,05,000	1,35,000	2,02,500
					CB Specialist	Post Graduate	45,000	5,40,000	45,000	5,40,000	5,40,000	4,05,000	1,35,000	2,02,500
					MIS Specialist	Graduate	35,000	4,20,000	35,000	4,20,000	4,20,000	3,15,000	1,05,000	1,57,500
68	1	Kavali	90,099	2	Social Development/MIS Specialist	Post Graduate	45,000	5,40,000	45,000	5,40,000	5,40,000	4,05,000	1,35,000	2,02,500
					Civil Engineer Specialist	Graduate	35,000	4,20,000	35,000	4,20,000	4,20,000	3,15,000	1,05,000	1,57,500
69	1	Naidupet	40,828	2	Social Development/IEC Specialist	Post Graduate	45,000	5,40,000	45,000	5,40,000	5,40,000	4,05,000	1,35,000	2,02,500
					MIS Specialist	Graduate	35,000	4,20,000	35,000	4,20,000	4,20,000	3,15,000	1,05,000	1,57,500
70	1	Nellore	5,47,621	3	MIS/IEC Specialist	Post Graduate	60,000	7,20,000	60,000	7,20,000	7,20,000	5,40,000	1,80,000	2,70,000
					MIS/CB Specialist	Post Graduate	60,000	7,20,000	60,000	7,20,000	7,20,000	5,40,000	1,80,000	2,70,000
					MIS Specialist	Post Graduate	60,000	7,20,000	60,000	7,20,000	7,20,000	5,40,000	1,80,000	2,70,000
71	1	Sullurupeta	35,307	2	Social Development/IEC Specialist	Post Graduate	45,000	5,40,000	45,000	5,40,000	5,40,000	4,05,000	1,35,000	2,02,500
					MIS/Civil Engineer Specialist	Post Graduate	45,000	5,40,000	45,000	5,40,000	5,40,000	4,05,000	1,35,000	2,02,500
72	1	Venkatagiri	52,688	2	MIS/Civil Engineer Specialist	Post Graduate	45,000	5,40,000	45,000	5,40,000	5,40,000	4,05,000	1,35,000	2,02,500
					Civil Engineer Specialist	Graduate	35,000	4,20,000	35,000	4,20,000	4,20,000	3,15,000	1,05,000	1,57,500

Handwritten signature

73	1	Ananthapur	2,61,004	3	Social Development/IEC Specialist	Post Graduate	45,000	5,40,000	45,000	5,40,000	5,40,000	4,05,000	1,35,000	2,02,500
					Housing Finance specialist	Post Graduate	45,000	5,40,000	45,000	5,40,000	5,40,000	4,05,000	1,35,000	2,02,500
					MIS Specialist	Graduate	35,000	4,20,000	35,000	4,20,000	4,20,000	3,15,000	1,05,000	1,57,500
74	1	Dharmavaram	1,21,874	3	Social Development/IEC Specialist	Post Graduate	45,000	5,40,000	45,000	5,40,000	5,40,000	4,05,000	1,35,000	2,02,500
					Housing Finance specialist	Post Graduate	45,000	5,40,000	45,000	5,40,000	5,40,000	4,05,000	1,35,000	2,02,500
					MIS/Civil Engineer Specialist	Post Graduate	45,000	5,40,000	45,000	5,40,000	5,40,000	4,05,000	1,35,000	2,02,500
75	1	Gooty	48,658	2	Social Development/IEC Specialist	Post Graduate	45,000	5,40,000	45,000	5,40,000	5,40,000	4,05,000	1,35,000	2,02,500
					MIS/Civil Engineer Specialist	Post Graduate	45,000	5,40,000	45,000	5,40,000	5,40,000	4,05,000	1,35,000	2,02,500
76	1	Guntakal	1,26,270	3	Social Development/IEC Specialist	Post Graduate	45,000	5,40,000	45,000	5,40,000	5,40,000	4,05,000	1,35,000	2,02,500
					Housing Finance specialist	Post Graduate	45,000	5,40,000	45,000	5,40,000	5,40,000	4,05,000	1,35,000	2,02,500
					MIS/Civil Engineer Specialist	Post Graduate	45,000	5,40,000	45,000	5,40,000	5,40,000	4,05,000	1,35,000	2,02,500
77	1	Hindupur	1,51,677	3	Social Development/IEC Specialist	Post Graduate	45,000	5,40,000	45,000	5,40,000	5,40,000	4,05,000	1,35,000	2,02,500
					Housing Finance specialist	Post Graduate	45,000	5,40,000	45,000	5,40,000	5,40,000	4,05,000	1,35,000	2,02,500
					CB/SDS Specialist	Post Graduate	45,000	5,40,000	45,000	5,40,000	5,40,000	4,05,000	1,35,000	2,02,500
78	1	Kadiri	89,240	3	Social Development/IEC Specialist	Post Graduate	45,000	5,40,000	45,000	5,40,000	5,40,000	4,05,000	1,35,000	2,02,500
					Housing Finance specialist	Post Graduate	45,000	5,40,000	45,000	5,40,000	5,40,000	4,05,000	1,35,000	2,02,500
					MIS/Civil Engineer Specialist	Post Graduate	45,000	5,40,000	45,000	5,40,000	5,40,000	4,05,000	1,35,000	2,02,500
79	1	Kalyanadurgam	32,328	2	Social Development/IEC Specialist	Post Graduate	45,000	5,40,000	45,000	5,40,000	5,40,000	4,05,000	1,35,000	2,02,500
					MIS/Civil Engineer Specialist	Post Graduate	45,000	5,40,000	45,000	5,40,000	5,40,000	4,05,000	1,35,000	2,02,500
80	1	Madakasira	21,464	2	Social Development/IEC Specialist	Post Graduate	45,000	5,40,000	45,000	5,40,000	5,40,000	4,05,000	1,35,000	2,02,500
					MIS/Civil Engineer Specialist	Post Graduate	45,000	5,40,000	45,000	5,40,000	5,40,000	4,05,000	1,35,000	2,02,500
81	1	Pamidi	26,886	2	Social Development/IEC Specialist	Post Graduate	45,000	5,40,000	45,000	5,40,000	5,40,000	4,05,000	1,35,000	2,02,500
					Civil Engineer Specialist	Graduate	35,000	4,20,000	35,000	4,20,000	4,20,000	3,15,000	1,05,000	1,57,500
82	1	Puttaparhi	30,628	2	Social Development/IEC Specialist	Post Graduate	45,000	5,40,000	45,000	5,40,000	5,40,000	4,05,000	1,35,000	2,02,500
					MIS/Civil Engineer Specialist	Post Graduate	45,000	5,40,000	45,000	5,40,000	5,40,000	4,05,000	1,35,000	2,02,500
83	1	Rayadurgam	61,749	2	Social Development/IEC Specialist	Post Graduate	45,000	5,40,000	45,000	5,40,000	5,40,000	4,05,000	1,35,000	2,02,500
					MIS/Civil Engineer Specialist	Post Graduate	45,000	5,40,000	45,000	5,40,000	5,40,000	4,05,000	1,35,000	2,02,500
84	1	Thadipatri	1,08,171	3	Social Development/IEC Specialist	Post Graduate	45,000	5,40,000	45,000	5,40,000	5,40,000	4,05,000	1,35,000	2,02,500
					Housing Finance specialist	Post Graduate	45,000	5,40,000	45,000	5,40,000	5,40,000	4,05,000	1,35,000	2,02,500
					MIS/Civil Engineer Specialist	Post Graduate	45,000	5,40,000	45,000	5,40,000	5,40,000	4,05,000	1,35,000	2,02,500
85	1	Chittoor	1,60,772	3	Housing Finance specialist	Post Graduate	45,000	5,40,000	45,000	5,40,000	5,40,000	4,05,000	1,35,000	2,02,500
					Social Development/IEC Specialist	Post Graduate	45,000	5,40,000	45,000	5,40,000	5,40,000	4,05,000	1,35,000	2,02,500
					MIS Specialist	Post Graduate	45,000	5,40,000	45,000	5,40,000	5,40,000	4,05,000	1,35,000	2,02,500
86	1	Madanapalli	1,80,180	3	Social Development/IEC Specialist	Graduate	35,000	4,20,000	35,000	4,20,000	4,20,000	3,15,000	1,05,000	1,57,500
					Housing Finance specialist	Post Graduate	45,000	5,40,000	45,000	5,40,000	5,40,000	4,05,000	1,35,000	2,02,500
					MIS/Civil Engineer Specialist	Post Graduate	45,000	5,40,000	45,000	5,40,000	5,40,000	4,05,000	1,35,000	2,02,500
87	1	Nagari	62,253	2	Social Development/IEC Specialist	Post Graduate	45,000	5,40,000	45,000	5,40,000	5,40,000	4,05,000	1,35,000	2,02,500
					MIS/Civil Engineer Specialist	Post Graduate	45,000	5,40,000	45,000	5,40,000	5,40,000	4,05,000	1,35,000	2,02,500
88	1	Palamaner	51,450	2	Social Development/IEC Specialist	Post Graduate	45,000	5,40,000	45,000	5,40,000	5,40,000	4,05,000	1,35,000	2,02,500

Handwritten signature/initials

					MIS/Civil Engineer Specialist	Post Graduate	45,000	5,40,000	45,000	5,40,000	5,40,000	4,05,000	1,35,000	2,02,500
89	1	Punganur	54,746	2	Social Development/IEC Specialist	Post Graduate	45,000	5,40,000	45,000	5,40,000	5,40,000	4,05,000	1,35,000	2,02,500
					MIS/Civil Engineer Specialist	Post Graduate	45,000	5,40,000	45,000	5,40,000	5,40,000	4,05,000	1,35,000	2,02,500
90	1	Puttur	54,092	2	Social Development/IEC Specialist	Post Graduate	45,000	5,40,000	45,000	5,40,000	5,40,000	4,05,000	1,35,000	2,02,500
					MIS/Civil Engineer Specialist	Post Graduate	45,000	5,40,000	45,000	5,40,000	5,40,000	4,05,000	1,35,000	2,02,500
91	1	Srikalahasthi	80,056	3	Social Development/IEC Specialist	Post Graduate	45,000	5,40,000	45,000	5,40,000	5,40,000	4,05,000	1,35,000	2,02,500
					Environment Specialist	Post Graduate	45,000	5,40,000	45,000	5,40,000	5,40,000	4,05,000	1,35,000	2,02,500
					SDS/MIS Specialist	Graduate	35,000	4,20,000	35,000	4,20,000	4,20,000	3,15,000	1,05,000	1,57,500
92	1	Tirupathi	2,93,421	3	Social Development/IEC Specialist	Post Graduate	45,000	5,40,000	45,000	5,40,000	5,40,000	4,05,000	1,35,000	2,02,500
					Housing Finance specialist	Post Graduate	45,000	5,40,000	45,000	5,40,000	5,40,000	4,05,000	1,35,000	2,02,500
					MIS/Civil Engineer Specialist	Post Graduate	45,000	5,40,000	45,000	5,40,000	5,40,000	4,05,000	1,35,000	2,02,500
93	1	Adoni	1,84,625	3	Social Development/IEC Specialist	Post Graduate	45,000	5,40,000	45,000	5,40,000	5,40,000	4,05,000	1,35,000	2,02,500
					Housing Finance specialist	Post Graduate	45,000	5,40,000	45,000	5,40,000	5,40,000	4,05,000	1,35,000	2,02,500
					MIS/Civil Engineer Specialist	Post Graduate	45,000	5,40,000	45,000	5,40,000	5,40,000	4,05,000	1,35,000	2,02,500
94	1	Allagadda	41,697	2	Social Development/IEC Specialist	Graduate	35,000	4,20,000	35,000	4,20,000	4,20,000	3,15,000	1,05,000	1,57,500
					MIS/Civil Engineer Specialist	Post Graduate	45,000	5,40,000	45,000	5,40,000	5,40,000	4,05,000	1,35,000	2,02,500
95	1	Atmakur (K)	45,703	2	Social Development/IEC Specialist	Post Graduate	45,000	5,40,000	45,000	5,40,000	5,40,000	4,05,000	1,35,000	2,02,500
					Civil Engineer Specialist	Graduate	35,000	4,20,000	35,000	4,20,000	4,20,000	3,15,000	1,05,000	1,57,500
96	1	Dhone	59,272	2	Social Development/IEC Specialist	Post Graduate	45,000	5,40,000	45,000	5,40,000	5,40,000	4,05,000	1,35,000	2,02,500
					MIS/Civil Engineer Specialist	Post Graduate	45,000	5,40,000	45,000	5,40,000	5,40,000	4,05,000	1,35,000	2,02,500
97	1	Gudur (K)	22,270	2	Social Development/IEC Specialist	Post Graduate	45,000	5,40,000	45,000	5,40,000	5,40,000	4,05,000	1,35,000	2,02,500
					MIS/Civil Engineer Specialist	Post Graduate	45,000	5,40,000	45,000	5,40,000	5,40,000	4,05,000	1,35,000	2,02,500
98	1	Kurnool	4,60,330	3	Social Development/IEC Specialist	Post Graduate	45,000	5,40,000	45,000	5,40,000	5,40,000	4,05,000	1,35,000	2,02,500
					Housing Finance specialist	Post Graduate	45,000	5,40,000	45,000	5,40,000	5,40,000	4,05,000	1,35,000	2,02,500
					MIS/Civil Engineer Specialist	Post Graduate	45,000	5,40,000	45,000	5,40,000	5,40,000	4,05,000	1,35,000	2,02,500
99	1	Nandikotkur	40,210	2	Social Development Specialist	Post Graduate	45,000	5,40,000	45,000	5,40,000	5,40,000	4,05,000	1,35,000	2,02,500
					Civil Engineer/CB Spltc	Graduate	35,000	4,20,000	35,000	4,20,000	4,20,000	3,15,000	1,05,000	1,57,500
100	1	Nandyal	2,11,424	3	Urban Economic Specialist	Post Graduate	45,000	5,40,000	45,000	5,40,000	5,40,000	4,05,000	1,35,000	2,02,500
					CB Specialist	Post Graduate	45,000	5,40,000	45,000	5,40,000	5,40,000	4,05,000	1,35,000	2,02,500
					MIS Specialist	Post Graduate	45,000	5,40,000	45,000	5,40,000	5,40,000	4,05,000	1,35,000	2,02,500
101	1	Yemmiganur	95,149	2	Housing Finance/MIS Specialist	Post Graduate	45,000	5,40,000	45,000	5,40,000	5,40,000	4,05,000	1,35,000	2,02,500
					Civil Engineer Specialist	Diploma	25,000	3,00,000	25,000	3,00,000	3,00,000	2,25,000	75,000	1,12,500
102	1	Budvel	41,807	2	Social Development/IEC Specialist	Post Graduate	45,000	5,40,000	45,000	5,40,000	5,40,000	4,05,000	1,35,000	2,02,500
					MIS/Civil Engineer Specialist	Post Graduate	45,000	5,40,000	45,000	5,40,000	5,40,000	4,05,000	1,35,000	2,02,500
103	1	Jammalamadugu	46,069	2	Social Development/IEC Specialist	Diploma	25,000	3,00,000	25,000	3,00,000	3,00,000	2,25,000	75,000	1,12,500
					MIS/Civil Engineer Specialist	Post Graduate	45,000	5,40,000	45,000	5,40,000	5,40,000	4,05,000	1,35,000	2,02,500
104	1	Kadapa	3,18,916	3	Environment Specialist	Post Graduate	45,000	5,40,000	45,000	5,40,000	5,40,000	4,05,000	1,35,000	2,02,500
					MIS Specialist	Post Graduate	45,000	5,40,000	45,000	5,40,000	5,40,000	4,05,000	1,35,000	2,02,500
					Civil Engineer Specialist	Graduate	35,000	4,20,000	35,000	4,20,000	4,20,000	3,15,000	1,05,000	1,57,500
105	1	Mudukur	44,454	2	MIS Specialist	Post Graduate	45,000	5,40,000	45,000	5,40,000	5,40,000	4,05,000	1,35,000	2,02,500

[Handwritten signature]

106	1	Proddatur	1,63,970	3	Civil Engineer Specialist	Graduate	35,000	4,20,000	35,000	4,20,000	4,20,000	3,15,000	1,05,000	1,57,500
					Social Development/ IEC Specialist	Graduate	35,000	4,20,000	35,000	4,20,000	4,20,000	3,15,000	1,05,000	1,57,500
					Housing Finance specialist	Post Graduate	45,000	5,40,000	45,000	5,40,000	5,40,000	4,05,000	1,35,000	2,02,500
					MIS/Civil Engineer Specialist	Post Graduate	45,000	5,40,000	45,000	5,40,000	5,40,000	4,05,000	1,35,000	2,02,500
107	1	Pulivendula	65,706	2	Social Development/IEC Specialist	Post Graduate	45,000	5,40,000	45,000	5,40,000	5,40,000	4,05,000	1,35,000	2,02,500
					MIS/Civil Engineer Specialist	Post Graduate	45,000	5,40,000	45,000	5,40,000	5,40,000	4,05,000	1,35,000	2,02,500
108	1	Rajampeta	54,050	2	Civil Engineer Specialist	Graduate	35,000	4,20,000	35,000	4,20,000	4,20,000	3,15,000	1,05,000	1,57,500
					MIS Specialist	Post Graduate	45,000	5,40,000	45,000	5,40,000	5,40,000	4,05,000	1,35,000	2,02,500
109	1	Rayachoty	91,234	3	MIS/ Social Development Specialist	Graduate	35,000	4,20,000	35,000	4,20,000	4,20,000	3,15,000	1,05,000	1,57,500
					Housing Finance specialist	Post Graduate	45,000	5,40,000	45,000	5,40,000	5,40,000	4,05,000	1,35,000	2,02,500
					Civil Engineer Specialist	Diploma	25,000	3,00,000	25,000	3,00,000	3,00,000	2,25,000	75,000	1,12,500
110	1	Yerragintla	32,574	2	Social Development/IEC Specialist	Graduate	35,000	4,20,000	35,000	4,20,000	4,20,000	3,15,000	1,05,000	1,57,500
					MIS/Civil Engineer Specialist	Post Graduate	45,000	5,40,000	45,000	5,40,000	5,40,000	4,05,000	1,35,000	2,02,500
111	1	Akiveedu	24,506	2	Social Development/IEC Specialist	Post Graduate	45,000	5,40,000	45,000	5,40,000	5,40,000	4,05,000	1,35,000	2,02,500
					MIS/Civil Engineer Specialist	Graduate	35,000	4,20,000	35,000	4,20,000	4,20,000	3,15,000	1,05,000	1,57,500
112	1	Kondapalli	33,373	2	Social Development/IEC Specialist	Post Graduate	45,000	5,40,000	45,000	5,40,000	5,40,000	4,05,000	1,35,000	2,02,500
					MIS/Civil Engineer Specialist	Post Graduate	45,000	5,40,000	45,000	5,40,000	5,40,000	4,05,000	1,35,000	2,02,500
113	1	Gurazala	26,190	2	Social Development/IEC Specialist	Graduate	35,000	4,20,000	35,000	4,20,000	4,20,000	3,15,000	1,05,000	1,57,500
					MIS/Civil Engineer Specialist	Diploma	25,000	3,00,000	25,000	3,00,000	3,00,000	2,25,000	75,000	1,12,500
114	1	Dachepalli	19,042	2	Social Development/IEC Specialist	Graduate	35,000	4,20,000	35,000	4,20,000	4,20,000	3,15,000	1,05,000	1,57,500
					MIS/Civil Engineer Specialist	Post Graduate	45,000	5,40,000	45,000	5,40,000	5,40,000	4,05,000	1,35,000	2,02,500
115	1	Darsi	33,418	2	Social Development/IEC Specialist	Post Graduate	45,000	5,40,000	45,000	5,40,000	5,40,000	4,05,000	1,35,000	2,02,500
					MIS/Civil Engineer Specialist	Graduate	35,000	4,20,000	35,000	4,20,000	4,20,000	3,15,000	1,05,000	1,57,500
116	1	Buchireddypalem	86,458	2	Social Development/IEC Specialist	Post Graduate	45,000	5,40,000	45,000	5,40,000	5,40,000	4,05,000	1,35,000	2,02,500
					MIS/Civil Engineer Specialist	Graduate	35,000	4,20,000	35,000	4,20,000	4,20,000	3,15,000	1,05,000	1,57,500
117	1	Penukonda	27,382	2	Social Development/IEC Specialist	Post Graduate	45,000	5,40,000	45,000	5,40,000	5,40,000	4,05,000	1,35,000	2,02,500
					MIS/Civil Engineer Specialist	Diploma	25,000	3,00,000	25,000	3,00,000	3,00,000	2,25,000	75,000	1,12,500
118	1	Kuppam (Major PTS)	21,963	2	Social Development/IEC Specialist	Graduate	35,000	4,20,000	35,000	4,20,000	4,20,000	3,15,000	1,05,000	1,57,500
					MIS/Civil Engineer Specialist	Post Graduate	45,000	5,40,000	45,000	5,40,000	5,40,000	4,05,000	1,35,000	2,02,500
119	1	Bethamcherla	38,994	2	Social Development/IEC Specialist	Graduate	32,500	3,90,000	35,000	4,20,000	3,90,000	2,92,500	97,500	1,46,250
					MIS/Civil Engineer Specialist	Post Graduate	45,000	5,40,000	45,000	5,40,000	5,40,000	4,05,000	1,35,000	2,02,500
120	1	Kamalapuram	20,623	1	MIS/Civil Engineer Specialist	Post Graduate	45,000	5,40,000	45,000	5,40,000	5,40,000	4,05,000	1,35,000	2,02,500
121	1	APCRDA	69,570	3	Social Development /HF Specialist	Post Graduate	45,000	5,40,000	45,000	5,40,000	5,40,000	4,05,000	1,35,000	2,02,500
					CB Specialist	Post Graduate	45,000	5,40,000	45,000	5,40,000	5,40,000	4,05,000	1,35,000	2,02,500
					MIS Specialist	Graduate	35,000	4,20,000	35,000	4,20,000	4,20,000	3,15,000	1,05,000	1,57,500
Total	121	--	--	309	--	--	1,36,07,500	16,32,90,000	1,36,85,000	16,42,20,000	16,32,90,000	12,24,67,500	4,08,22,500	6,12,33,750 (Say Rs. 612.34 lakh)

[Handwritten signature]




GFR 12 – C
[(See Rule 239)]


Sl. No.	Letter No. and date	Amount in Rs.	Description
1	N-11015/1/2018-HFA-III-UD (FTS-9034847), dtd: 27-06-2023	6,99,12,750.00	Certified that an amount of Rs.8,72,45,576/- (Rupees Eight Crore Seventy-Two Lakh Forty-Five Thousand Five Hundred and Seventy-Six Only) have been utilised towards remuneration of SLTC & CLTC in F.Y 2023-24 out of the released amount of Rs.8,65,34,667/- (Rupees Eight Crore Sixty Five Lakh Thirty Four Thousand Six Hundred and Sixty Seven Only) and reimbursement amount of Rs.66,82,333/- for the FY:2022-23 released by GoI & GoAP under Capacity Building of PMAY(U) scheme for the F.Y 2023-24 and it the balance of Rs. Nil remaining unutilised.
2	G.O.Rt.No.454, dtd:21-07-2023 of State Matching Share @ 25%	2,33,04,350.00	
	Total	9,32,17,100.00	

2. Certified that I have satisfied myself that the conditions on which the grants-in-aid was sanctioned have been duly fulfilled/ are being fulfilled and that I have exercised the following checks to see that the money was actually utilized for the propose for which it was sanctioned. Kinds of checks exercised.

Kinds of checks exercised

1. SLTC CLTC Remuneration


MISSION DIRECTOR
PMAY-AHP (Urban) &
MANAGING DIRECTOR
APTIDCO, Vijayawada.


Special Chief Secretary
MA & UD Department
A.P. Secretariat, Velagapudi.

PS: The UC shall disclose separately the actual expenditure incurred and loans and advances given to suppliers of stores and assets, to construction agencies and like in accordance with scheme guidelines and in furtherance to the scheme objectives, which do not constitute expenditure at the stage. These shall be treated as utilized grants but allowed to be carried forward.