

PAO(Sectt.)/UD/Admin/Advice/2023-24/

464-65

GOVERNMENT OF INDIA

PAO(Sectt.), M/o Housing & Urban Affairs

507-C(wing), Nirman Bhawan, New Delhi

Telephone No: 23062664 Fax No: 23062664

To,
The General Manager,
Reserve Bank of India,
Central Accounts Section,
Additional Office Building,
East High Court Road,
NAGPUR - 440 001

Code No:	707
Advice No:	98
Advice Date:	28/06/2023

Sir,

Please debit our account with Rs. **6,99,12,750/-** (**Six Crore Ninety Nine Lakh Twelve Thousand Seven Hundred Fifty Only.**) by contra credit to the following accounts of the Governments with the amounts mentioned against each:

Month and Year of Accounts: **June,2023**

The Amount to be Settled: **June,2023**

Sl.No.	Name of the State	State Code	Scheme Code	Amount	Sanction No. and Date
1	ANDHRA PRADESH	101	1989-STATE AND UT GRANTS UNDER PMAY (URBAN)	6,99,12,750	N-11015/1/2018-HFA-III-UD (FTS-9034847) dated 27/06/2023
GRAND TOTAL:				6,99,12,750	

Signature of the authorized official

Varsha Sharma

(Varsha Sharma)

Sr.Accounts Officer

1. O/o Principal Accountant-General (A&E), Andhra Pradesh, 12-52. Enikepadu, Vijayawada-521108 , Krishna District.

2. Sh. B.K. Mandal, Under Secretary, (HFA-V), Nirman Bhawan, New Delhi.

① AO-HFA

② Mon - Cell *BND up*
11/07/23

③ MIS - HFA

Anjishu
5/7/23

Government of India
Ministry of Housing and Urban Affairs
(HFA-V Division)

Room No. 3, Technical Cell, Gate No. 7
Nirman Bhawan, New Delhi-110011
Dated: 20.06.2023

To

The Pay & Accounts Officer (Sectt.),
Ministry of Housing and Urban Affairs,
Nirman Bhawan, New Delhi-110011

27th

Sub: Release of Rs. 699.1275 lakh to State Govt. of Andhra Pradesh as 2nd and final installment of Central Assistance for SLTC and 97 CLTCs for FY 2022-23 and 1st installment of Central Assistance for SLTC and 121 CLTCs for FY 2023-24 under Capacity Building activities of PMAY-U Mission - reg.

Sir,

I am directed to convey the sanction of the Component Authority for release of **Rs. 6,99,12,750/- (Rupees Six Crore Ninety Nine Lakh Twelve Thousand Seven Hundred and Fifty only)** to State Govt. of Andhra Pradesh as 2nd and final installment of Central Assistance for SLTC with 8 Specialists and 97 CLTCs with 169 Specialists for FY 2022-23 and 1st installment of Central Assistance for SLTC with 10 Specialists and 121 CLTCs with 309 Specialists for FY 2023-24 under Capacity Building activities of Pradhan Mantri Awas Yojana - Urban (PMAY-U) Mission. Details are enclosed at **Annexure-I to IV** are as under:

(Rs. in lakh)

S. No.	Item	Admissible expenditure/amount as per CB norms	Admissible State share (25%)	Admissible Central Assistance (75%)	Funds already released as 1 st installment of Central Assistance	Funds being released in this sanction
i.	2 nd and final installment of Central Assistance for SLTC with 8 Specialists for FY 2022-23	64.80	16.20	48.60	36.6750	11.9250
ii.	2 nd and final installment of Central Assistance for 97 CLTCs with 169 Specialists for FY 2022-23	867.38	216.85	650.53	612.3375	38.1925
Sub-total (A)		932.18	233.05	699.13	649.0125	50.1175
iii.	1 st installment of Central Assistance for SLTC with 10 Specialists for FY 2023-24	97.80	24.45	73.35	--	36.6700
iv.	1 st installment of Central Assistance for 121 CLTCs with 309 Specialists for FY 2023-24	1,632.90	408.23	1,224.67	--	612.3400
Sub-total (B)		1,730.70	432.68	1,298.02	--	649.0100
Total (A+B)						699.1275

[Signature]

2. Earlier, fund of Rs. 702.5625 lakh was released to State Govt. of Andhra Pradesh, out of which Rs. 53.55 lakh as reimbursement of 2nd and final installment of Central Assistance for SLTC/CLTCs for FY 2021-22 and Rs. 649.0125 lakh as 1st instalment of Central Assistance for SLTC with 10 Specialists and 121 CLTCs with 309 Specialists for FY 2022-23 under Capacity Building activities of PMAY-U Mission vide sanction letter of even number dated 13.09.2022. The State Govt. has submitted entire Utilisation Certificates (UCs) against the said release, which are **attached** herewith.

3. Excess number of Specialists deployed/proposed to be deployed in few CLTCs in the State of Andhra Pradesh for FYs 2022-23 and 2023-24 have been relaxed by the competent authority as per the provisions under Capacity Building Guidelines.

4. The above grant is subject to the following conditions:

i. PMAY-U being a Centrally Sponsored Scheme (CSS), the State Govt. should strictly follow the revised procedure of fund flow as per O.M. No. 1(13) PFMS/FCD/2020 dated 23rd March 2021 issued by Department of Expenditure, Ministry of Finance, Government of India and subsequent instructions issued in this regard. These instructions have been made effective from 1st July 2021 which inter-alia provides that

a. The State Govt. will transfer the Central Assistance to the designated Single Nodal Agency (SNA) within a period of 21 days of its receipt. Corresponding State share should be released as early as possible and not later than 40 days of release of the Central share. The Central share shall not be diverted to the Personal Deposit (PD) account or any other account by the State Govt. State Govt./SNA/ Implementing Agencies (IA) shall not transfer scheme-related funds to any other bank account, except for actual payments under the scheme.

b. Central Assistance along with State share are to be kept by the Nodal Agency in the Single Nodal Account (SNA) opened in a Scheduled Commercial Bank for the purpose and the same is mapped in PFMS. The nodal agency will allocate drawing limits to IAs having zero balance subsidiary accounts duly mapped in PFMS and linked to SNA account for drawal of funds on real time basis from the Single Nodal Account.

c. The nodal agency shall ensure that the interest earned from the funds released, should be mandatorily remitted to respective consolidated funds on pro-rata basis in terms of rule 230(8) of GFR 2017.

d. SNAs and IAs will mandatorily use the DBT/EAT module of PFMS or integrate their systems with the PFMS to ensure that information on PFMS is updated by each IA at least once every day.

e. SNA will keep all the funds received in the Single Nodal Account only and shall not divert the same to Fixed Deposits/Flexi-Account/Multi-Option Deposit Account/Corporate Liquid Term Deposit (CLTD) Account etc.

f. Further releases under the scheme will be made only after transfer of entire Central Assistance released till date along with corresponding State share in the SNA account.

ii. The State will comply with the terms and conditions stipulated in the guidelines, CSMC directions and instructions issued by this Ministry.

- iii. The State will utilize the sanctioned grant for the purpose for which it is released. The State Government/Nodal Agency shall furnish physical and financial progress reports every quarter.
- iv. The State will furnish the Expenditure Statement/UC as per GFR 2017 along with the details of Specialists engaged subject to financial norms approved by 1st CSMC as well as adherence to scheme guidelines.
- v. Further installment of funds will be considered on receipt of expenditure statement/UC from the State Govt. along with details of specialists engaged subject to financial norms approved by 1st CSMC as well as adherence to scheme guidelines, furnishing clarifications/supporting documents and submission of pending UCs under RAY, if any.
- vi. The State Govt./Nodal Agency shall strictly monitor the progress of the preparatory work. All bills/voucher etc. should be safely kept at SLNA level for future audit and other references.
- vii. The amount of Central Assistance approved will form a part of capacity building plan of the State under PMAY-U mission.
- viii. Transfer of funds to different entities, if any may be made through PFMS, as applicable and where there is an element of cash transfer to individuals, the same may be made through DBT/EAT module of PFMS mode, as applicable.

5. The expenditure involved is debit to the following Head of Account under Demand No. 60 of Ministry of Housing and Urban Affairs for the year 2023-24.

Major Head	3601	Grants-in-aid to State Governments
Sub-Major Head	06	Centrally Sponsored Scheme
Minor Head	101	Central Assistance/Share
Sub Head	31	Pradhan Mantri Awas Yojana (Urban)
Detailed Head	01	Assistance to State Govts.
Object Head	31.01.31	Grants-in-Aid-General

6. The amount will be credited to the concerned State Government's Account at Reserve Bank of India as per procedure laid down by Ministry of Finance, Department of Expenditure in this regard.

7. As per rule 236(1) of GFR, 2017, the relevant accounts of the Grantee Institution(s)/ Organisation(s) shall be open to inspection by the sanctioning authority and audit, both by the Comptroller and Auditor General of India under the provision of CAG (DPC) Act of 1971 and internal audit by the Principal Accounts Office of the Ministry or Department, whenever the Institution or Organisation is called upon to do so.

8. This issues with the concurrence of the Integrated Finance Division vide their **Notes # 205-207 of even number dated 23.05.2023.**

9. The sanction has been registered at **S. No. 87** of the Grants-in-Aid Register of the HFA Division for the year 2023-24.

Yours faithfully,



(B.K. Mandal)

Under Secretary to the Govt. of India

Tel.: 011-23063285

Encl.: As above.

Copy to:

1. Secretary, MA & UD Department, Govt. of Andhra Pradesh, 2nd Block, AP Secretariat, Amravati, Andhra Pradesh-522238
2. Accountant General (A&E), Andhra Pradesh
3. Reserve Bank of India, CAS, Nagpur
4. NITI Aayog, SP Divn./DR Divn., Sansad Marg, New Delhi-1100014
5. Dir. (HFA-III & V), MoHUA
6. Dir. (IFD), MoHUA
7. DS (Budget), MoHUA
8. Section Officer (Admn-II)/DDO, MoHUA
9. PMU (MIS), HFA Directorate
10. Dy. Chief MIS, HFA Directorate to place this sanction at appropriate place on the website of the Ministry.
11. Sanction folder



(B.K. Mandal)

Under Secretary to the Govt. of India

Details of SLTC for FY 2022-23 in respect of State of Andhra Pradesh

(Amount in Rs.)

S. No.	Designation of the Specialists	Educational Qualification	Date of Joining	Date of Resignation	No. of completed months for which Specialists have worked	Salary per month paid by the State	Admissible Salary per month as per CB norms	Total expenditure as per CB norms	Total expenditure incurred by the State	Total admissible expenditure as per CB norms	Admissible Central Assistance (75%)
1	MIS Specialist	Post Graduate	01.03.2017	-	12	70,000	85,000	10,20,000	8,40,000	8,40,000	6,30,000
2	GIS Specialist	Post Graduate	06.04.2017	-	12	70,000	85,000	10,20,000	8,40,000	8,40,000	6,30,000
3	Municipal Finance Specialist	Post Graduate	06.11.2017	-	12	70,000	85,000	10,20,000	8,40,000	8,40,000	6,30,000
4	Urban Planner	Post Graduate	02.11.2017	-	12	70,000	85,000	10,20,000	8,40,000	8,40,000	6,30,000
5	Housing Finance Specialist	Post Graduate	02.11.2017	-	12	70,000	85,000	10,20,000	8,40,000	8,40,000	6,30,000
6	Urban Infrastructure Specialist	Diploma	06.11.2017	-	12	50,000	50,000	6,00,000	6,00,000	6,00,000	4,50,000
7	Environmental Specialist	Post Graduate	31.10.2017	-	12	70,000	85,000	10,20,000	8,40,000	8,40,000	6,30,000
8	Capacity Building Specialist	Post Graduate	14.04.2017	-	12	70,000	85,000	10,20,000	8,40,000	8,40,000	6,30,000
Total								77,40,000	64,80,000	64,80,000	48,60,000

Admissible Central Assistance for SLTC for FY 2022-23= Rs. 48.60 lakh
Fund already released as 1st installment of Central Assistance for SLTC for FY 2022-23= Rs. 36.675 lakh
Fund being released as 2nd and final installment of Central Assistance for SLTC for FY 2022-23= Rs. 11.925 lakh

Handwritten signature

Details of CLYCs for FY 2022-23 in respect of State of Andhra Pradesh

(Amount in Rs.)

S. No.	Cluster/City Name	Urban Population	Designation of the Specialists	Educational Qualification	Date of Joining	Date of Resignation	No. of completed months for which Specialists have worked	Salary per month paid by the State	Admissible Salary per month as per CB norms	Salary for broken months as per CB norms	Salary for completed months as per CB norms	Total expenditure as per CB norms	Total expenditure incurred by the State	Total admissible expenditure as per CB norms	Admissible Central Assistance (75%)
1	Adoni	40,353	Social Development Specialist & Capacity Building Specialist	Post Graduate	30.12.2018	-	12	45,000	45,000	-	5,40,000	5,40,000	5,40,000	5,40,000	4,05,000
2	Adoni	1,84,625	MIS Specialist	Post Graduate	09.04.2017	-	12	45,000	45,000	-	5,40,000	5,40,000	5,40,000	5,40,000	4,05,000
3			Social Development Specialist	Post Graduate	13.04.2017	-	12	45,000	45,000	-	5,40,000	5,40,000	5,40,000	5,40,000	4,05,000
4			Social Development Specialist & Capacity Building Specialist	Post Graduate	11.12.2018	31.09.2022	5	45,000	45,000	-	2,25,000	2,25,000	2,25,000	2,25,000	1,68,750
5	Allagadda	41,697	MIS Specialist	Graduate	12.12.2018	-	12	35,000	35,000	-	4,20,000	4,20,000	4,20,000	4,20,000	3,15,000
6			Social Development Specialist	Post Graduate	01.01.2018	-	12	45,000	45,000	-	5,40,000	5,40,000	5,40,000	5,40,000	4,05,000
7	Aradachyvesa	39,799	Municipal Civil Engineer	Graduate	12.12.2018	-	12	35,000	35,000	-	4,20,000	4,20,000	4,20,000	4,20,000	3,15,000
8	Amalapuram	53,231	Social Development Specialist	Post Graduate	12.12.2018	-	12	45,000	45,000	-	5,40,000	5,40,000	5,40,000	5,40,000	4,05,000
9	Anaparthi	2,61,894	Housing Finance Specialist	Post Graduate	13.04.2017	-	12	45,000	45,000	-	5,40,000	5,40,000	5,40,000	5,40,000	4,05,000
10			MIS Specialist	Graduate	11.12.2018	-	12	35,000	35,000	-	4,20,000	4,20,000	4,20,000	4,20,000	3,15,000
11	Atraku	45,703	Municipal Civil Engineer	Post Graduate	13.04.2017	-	12	45,000	45,000	-	5,40,000	5,40,000	5,40,000	5,40,000	4,05,000
12	Bafal	45,807	Municipal Civil Engineer	Graduate	10.12.2018	-	12	35,000	35,000	-	4,20,000	4,20,000	4,20,000	4,20,000	3,15,000
13			MIS Specialist	Post Graduate	10.12.2018	-	12	45,000	45,000	-	5,40,000	5,40,000	5,40,000	5,40,000	4,05,000
14	Bhimavaram	1,48,891	MIS Specialist	Post Graduate	09.04.2017	-	12	45,000	45,000	-	5,40,000	5,40,000	5,40,000	5,40,000	4,05,000
15			MIS & Social Development Specialist	Post Graduate	11.12.2018	-	12	45,000	45,000	-	5,40,000	5,40,000	5,40,000	5,40,000	4,05,000
16	Bobbili	95,819	Social Development Specialist & IEC	Post Graduate	16.12.2018	-	12	45,000	45,000	-	5,40,000	5,40,000	5,40,000	5,40,000	4,05,000
17			Social Development Specialist	Post Graduate	14.04.2017	-	12	45,000	45,000	-	5,40,000	5,40,000	5,40,000	5,40,000	4,05,000
18	Chilakalapeta	1,01,398	MIS Specialist	Post Graduate	10.12.2018	-	12	45,000	45,000	-	5,40,000	5,40,000	5,40,000	5,40,000	4,05,000
19			Social Development Specialist	Post Graduate	10.04.2017	-	12	45,000	45,000	-	5,40,000	5,40,000	5,40,000	5,40,000	4,05,000
20	Chimakurthy	30,253	Social Development Specialist & MIS	Post Graduate	13.12.2018	-	12	45,000	45,000	-	5,40,000	5,40,000	5,40,000	5,40,000	4,05,000
21			Social Development Specialist & Capacity Building Specialist	Post Graduate	11.12.2018	-	12	45,000	45,000	-	5,40,000	5,40,000	5,40,000	5,40,000	4,05,000
22	Chirala	89,379	Housing Finance Specialist	Post Graduate	10.04.2017	-	12	45,000	45,000	-	5,40,000	5,40,000	5,40,000	5,40,000	4,05,000
23			Housing Finance Specialist	Post Graduate	09.04.2017	-	12	45,000	45,000	-	5,40,000	5,40,000	5,40,000	5,40,000	4,05,000
24	Chittoor	1,80,772	Social Development Specialist	Post Graduate	09.04.2017	-	12	45,000	45,000	-	5,40,000	5,40,000	5,40,000	5,40,000	4,05,000
25			MIS Specialist	Post Graduate	14.12.2018	-	12	45,000	45,000	-	5,40,000	5,40,000	5,40,000	5,40,000	4,05,000
26			MIS Specialist	Post Graduate	14.12.2018	-	12	45,000	45,000	-	5,40,000	5,40,000	5,40,000	5,40,000	4,05,000
27	Chota	86,970	MIS Specialist	Graduate	07.12.2018	-	12	35,000	35,000	-	4,20,000	4,20,000	4,20,000	4,20,000	3,15,000
28			Social Development Specialist	Post Graduate	13.12.2018	-	12	45,000	45,000	-	5,40,000	5,40,000	5,40,000	5,40,000	4,05,000
29	Dharmavaram	1,21,874	Social Development Specialist	Post Graduate	13.04.2017	-	12	45,000	45,000	-	5,40,000	5,40,000	5,40,000	5,40,000	4,05,000
30			Social Development Specialist & Capacity Building Specialist	Post Graduate	13.12.2018	-	12	45,000	45,000	-	5,40,000	5,40,000	5,40,000	5,40,000	4,05,000
31	Eluru	2,01,020	MIS Specialist	Post Graduate	14.12.2018	-	12	45,000	45,000	-	5,40,000	5,40,000	5,40,000	5,40,000	4,05,000
32			Social Development Specialist	Post Graduate	13.04.2017	-	12	45,000	45,000	-	5,40,000	5,40,000	5,40,000	5,40,000	4,05,000
33	Golaprolu	23,852	Municipal Civil Engineer	Graduate	09.04.2017	-	12	35,000	35,000	-	4,20,000	4,20,000	4,20,000	4,20,000	3,15,000
34			MIS Specialist	Graduate	10.12.2018	-	12	35,000	35,000	-	4,20,000	4,20,000	4,20,000	4,20,000	3,15,000
35	Guntakal	1,28,270	Municipal Civil Engineer	Post Graduate	10.12.2018	-	12	45,000	45,000	-	5,40,000	5,40,000	5,40,000	5,40,000	4,05,000
36			Social Development Specialist	Post Graduate	10.12.2018	-	12	45,000	45,000	-	5,40,000	5,40,000	5,40,000	5,40,000	4,05,000
37	Guruk	73,360	Capacity Building Specialist & MIS	Post Graduate	10.12.2018	-	12	45,000	45,000	-	5,40,000	5,40,000	5,40,000	5,40,000	4,05,000
38			MIS Specialist	Graduate	10.12.2018	-	12	35,000	35,000	-	4,20,000	4,20,000	4,20,000	4,20,000	3,15,000
39	Guntur	8,79,073	Social Development Specialist	Post Graduate	13.04.2017	-	12	45,000	45,000	-	5,40,000	5,40,000	5,40,000	5,40,000	4,05,000
40			Housing Finance Specialist	Post Graduate	10.04.2017	-	12	55,000	60,000	-	7,20,000	7,20,000	8,60,000	8,60,000	4,95,000

41			Social Development Specialist	Post Graduate	13.04.2017	--	12	60,000	70,000	--	8,40,000	8,40,000	7,80,000	7,80,000	3,89,000
42			Housing Finance Specialist	Post Graduate	13.04.2017	--	12	60,000	70,000	--	8,40,000	8,40,000	7,80,000	7,80,000	3,89,000
43	Guru	30,35,802	Social Development Specialist	Post Graduate	13.04.2017	--	12	60,000	70,000	--	8,40,000	8,40,000	7,80,000	7,80,000	3,89,000
44			Capacity Building Specialist	Post Graduate	13.04.2017	--	12	60,000	70,000	--	8,40,000	8,40,000	7,80,000	7,80,000	3,89,000
45			Social Development Specialist	Post Graduate	10.12.2018	--	12	60,000	70,000	--	8,40,000	8,40,000	7,80,000	7,80,000	3,89,000
46	Havelgaon	1,51,677	Social Development Specialist & Capacity Building Specialist	Post Graduate	11.12.2018	--	12	40,000	40,000	--	5,40,000	5,40,000	5,16,000	5,16,000	3,87,000
47	Jhokraon	30,493	Social Development Specialist & Capacity Building Specialist	Post Graduate	12.12.2018	--	12	40,000	40,000	--	5,40,000	5,40,000	5,40,000	5,40,000	4,08,000
48			Social Development Specialist	Post Graduate	10.12.2018	--	12	40,000	40,000	--	5,40,000	5,40,000	5,40,000	5,40,000	4,08,000
49	Jaggalapatla	53,530	Social Development Specialist & Capacity Building Specialist	Post Graduate	10.12.2018	--	12	40,000	40,000	--	5,40,000	5,40,000	5,16,000	5,16,000	3,87,000
50	Janabiddigudem	49,894	Social Development Specialist	Post Graduate	10.12.2018	--	12	40,000	40,000	--	5,40,000	5,40,000	5,16,000	5,16,000	3,87,000
51	Kadapa	3,19,916	MIS Specialist	Post Graduate	10.04.2017	--	12	40,000	40,000	--	5,40,000	5,40,000	5,40,000	5,40,000	4,08,000
52			Environmental Specialist	Post Graduate	08.04.2017	--	12	40,000	40,000	--	5,40,000	5,40,000	5,40,000	5,40,000	4,08,000
53	Kadi	89,240	MIS Specialist	Post Graduate	13.04.2017	--	12	40,000	40,000	--	5,40,000	5,40,000	5,40,000	5,40,000	4,08,000
54	Kakinada	3,12,538	Social Development Specialist	Post Graduate	12.12.2018	--	12	40,000	40,000	--	5,40,000	5,40,000	5,40,000	5,40,000	4,08,000
55	Kalyandurg	37,129	Social Development Specialist	Post Graduate	10.04.2017	--	12	40,000	40,000	--	5,40,000	5,40,000	5,40,000	5,40,000	4,08,000
56	Kandukur	57,248	Social Development Specialist	Post Graduate	10.04.2017	--	12	40,000	40,000	--	5,40,000	5,40,000	5,40,000	5,40,000	4,08,000
57	Kanigiri	37,400	Social Development Specialist & Capacity Building Specialist	Post Graduate	07.12.2018	--	12	40,000	40,000	--	5,40,000	5,40,000	5,16,000	5,16,000	3,87,000
58			Social Development Specialist & Capacity Building Specialist	Post Graduate	10.12.2018	--	12	40,000	40,000	--	5,40,000	5,40,000	5,40,000	5,40,000	4,08,000
59	Kavali	90,006	Capacity Building Specialist & MIS	Post Graduate	10.12.2018	--	12	40,000	40,000	--	5,40,000	5,40,000	5,40,000	5,40,000	4,08,000
60	Kovvur	30,867	MIS Specialist	Post Graduate	13.04.2017	--	12	40,000	40,000	--	5,40,000	5,40,000	5,40,000	5,40,000	4,08,000
61	Kuruvu	4,80,330	Social Development Specialist	Post Graduate	08.04.2017	--	12	40,000	40,000	--	5,40,000	5,40,000	5,40,000	5,40,000	4,08,000
62			Social Development Specialist	Post Graduate	13.04.2017	--	12	40,000	40,000	--	5,40,000	5,40,000	5,40,000	5,40,000	4,08,000
63	Machilipatnam	1,80,892	Capacity Building Specialist	Post Graduate	10.12.2018	--	12	40,000	40,000	--	5,40,000	5,40,000	5,40,000	5,40,000	4,08,000
64	Madanapalle	1,80,180	MIS Specialist	Graduate	25.08.2021	--	12	30,000	30,000	--	4,20,000	4,20,000	4,20,000	4,20,000	3,15,000
65			Social Development Specialist	Post Graduate	10.12.2018	--	12	40,000	40,000	--	5,40,000	5,40,000	5,40,000	5,40,000	4,08,000
66	Manjapeta	56,003	Social Development Specialist	Post Graduate	10.12.2018	--	12	40,000	40,000	--	5,40,000	5,40,000	5,16,000	5,16,000	3,87,000
67	Mangalagiri	1,07,197	Capacity Building Specialist & MIS	Post Graduate	07.12.2018	--	12	40,000	40,000	--	5,40,000	5,40,000	5,16,000	5,16,000	3,87,000
68	Marlapu	71,002	Capacity Building Specialist & MIS	Post Graduate	07.12.2018	--	12	40,000	40,000	--	5,40,000	5,40,000	5,16,000	5,16,000	3,87,000
69			Municipal Civil Engineer	Diploma	10.12.2018	11.12.2022	8	29,000	29,000	8,871	2,00,000	2,08,871	2,08,871	2,08,871	1,89,000
70	Mareddyvaran	23,732	Municipal Civil Engineer	Graduate	10.12.2018	12.12.2022	8	30,000	30,000	13,548	2,00,000	2,03,548	2,03,548	2,03,548	2,20,901
71			Municipal Civil Engineer	Graduate	10.04.2017	--	12	30,000	30,000	--	4,20,000	4,20,000	4,20,000	4,20,000	3,15,000
72	Mylavu	44,464	MIS & IEC Specialist	Graduate	10.12.2018	--	12	30,000	30,000	--	4,20,000	4,20,000	4,20,000	4,20,000	3,15,000
73	Nandipeta	40,628	MIS Specialist	Graduate	10.12.2018	--	12	30,000	30,000	--	4,20,000	4,20,000	4,20,000	4,20,000	3,15,000
74	Nandigama	44,250	MIS Specialist	Post Graduate	10.12.2018	--	12	40,000	40,000	--	5,40,000	5,40,000	5,40,000	5,40,000	4,08,000
75	Nandyala	2,11,424	Social Development Specialist	Post Graduate	13.04.2017	--	12	40,000	40,000	--	5,40,000	5,40,000	5,40,000	5,40,000	4,08,000
76	Narasaraopeta	1,17,440	Social Development Specialist	Post Graduate	10.12.2018	--	12	40,000	40,000	--	5,40,000	5,40,000	5,40,000	5,40,000	4,08,000
77			MIS Specialist	Post Graduate	10.04.2017	--	12	40,000	40,000	--	5,40,000	5,40,000	5,40,000	5,40,000	4,08,000
78	Narasaraopeta	1,17,440	MIS Specialist	Post Graduate	10.12.2018	--	12	40,000	40,000	--	5,40,000	5,40,000	5,40,000	5,40,000	4,08,000
79			Social Development Specialist	Post Graduate	10.12.2018	--	12	40,000	40,000	--	5,40,000	5,40,000	5,16,000	5,16,000	3,87,000
80	Narasaraopeta	46,535	MIS Specialist	Post Graduate	10.12.2018	--	12	40,000	40,000	--	5,40,000	5,40,000	5,40,000	5,40,000	4,08,000
81	Nellore	26,284	Social Development Specialist	Post Graduate	13.04.2017	--	12	40,000	40,000	--	5,40,000	5,40,000	5,40,000	5,40,000	4,08,000
82			MIS Specialist	Post Graduate	09.04.2017	--	12	60,000	60,000	--	7,20,000	7,20,000	7,20,000	7,20,000	5,40,000
83	Nellore	5,47,021	Social Development Specialist	Post Graduate	09.04.2017	--	12	60,000	60,000	--	7,20,000	7,20,000	7,20,000	7,20,000	5,40,000
84			MIS Specialist	Post Graduate	10.12.2018	--	12	50,000	60,000	--	7,20,000	7,20,000	6,80,000	6,80,000	4,96,000
85			Municipal Civil Engineer	Graduate	10.12.2018	--	12	30,000	40,000	--	4,80,000	4,80,000	4,20,000	4,20,000	3,15,000
86	Nidamkonda	43,828	Capacity Building Specialist & Municipal Civil Engineer	Graduate	10.12.2018	--	12	30,000	30,000	--	4,20,000	4,20,000	4,20,000	4,20,000	3,15,000
87			Social Development Specialist	Post Graduate	12.12.2018	--	12	40,000	40,000	--	5,40,000	5,40,000	5,40,000	5,40,000	4,08,000
88			Housing Finance Specialist	Post Graduate	11.12.2018	--	12	40,000	40,000	--	5,40,000	5,40,000	5,40,000	5,40,000	4,08,000
89	Nuzvid	58,590	MIS Specialist	Post Graduate	10.12.2018	--	12	40,000	40,000	--	5,40,000	5,40,000	5,40,000	5,40,000	4,08,000
90	Ongole	2,04,748	MIS Specialist	Post Graduate	10.04.2017	--	12	40,000	40,000	--	5,40,000	5,40,000	5,40,000	5,40,000	4,08,000
91			Social Development Specialist	Post Graduate	11.12.2018	--	12	40,000	40,000	--	5,40,000	5,40,000	5,40,000	5,40,000	4,08,000

Spand

148	Vijayawada	10,21,806	Social Development Specialist	Post Graduate	09.04.2017	-	12	45,000	70,000	-	5,40,000	5,40,000	5,40,000	5,40,000	4,08,000
149			Social Development Specialist	Post Graduate	30.04.2017	-	12	45,000	70,000	-	5,40,000	5,40,000	5,40,000	5,40,000	4,08,000
151			MIS Specialist	Post Graduate	10.12.2018	-	12	40,000	70,000	-	5,40,000	5,40,000	5,40,000	5,40,000	4,08,000
152			Municipal Civil Engineer & MIS Specialist	Graduate	10.12.2018	-	12	43,000	60,000	-	4,20,000	4,20,000	5,16,000	5,16,000	3,87,000
153			Social Development Specialist	Post Graduate	16.12.2018	-	12	45,000	70,000	-	5,40,000	5,40,000	5,40,000	5,40,000	4,08,000
154			MIS Specialist	Post Graduate	17.01.2019	-	12	45,000	70,000	-	5,40,000	5,40,000	5,40,000	5,40,000	4,08,000
155			MIS Specialist	Post Graduate	11.12.2018	-	12	45,000	70,000	-	5,40,000	5,40,000	5,40,000	5,40,000	4,08,000
156			MIS Specialist	Post Graduate	25.02.2019	-	12	45,000	70,000	-	5,40,000	5,40,000	5,40,000	5,40,000	4,08,000
157			Capacity Building Specialist	Post Graduate	30.04.2017	-	12	45,000	70,000	-	5,40,000	5,40,000	5,40,000	5,40,000	4,08,000
158			Social Development Specialist	Post Graduate	30.04.2017	-	12	45,000	70,000	-	5,40,000	5,40,000	5,40,000	5,40,000	4,08,000
159			MIS Specialist	Post Graduate	14.04.2017	-	12	89,000	70,000	-	6,00,000	6,00,000	7,56,000	7,56,000	5,85,000
160			Environmental Specialist	Post Graduate	13.04.2017	-	12	89,000	70,000	-	6,00,000	6,00,000	7,56,000	7,56,000	5,85,000
161			Social Development Specialist	Post Graduate	06.12.2018	-	12	55,000	70,000	-	6,40,000	6,40,000	6,80,000	6,80,000	5,16,000
162			MIS Specialist	Post Graduate	10.12.2018	-	12	45,000	45,000	-	5,40,000	5,40,000	5,40,000	5,40,000	4,08,000
163			MIS Specialist	Post Graduate	11.12.2018	-	12	43,000	45,000	-	5,40,000	5,40,000	5,16,000	5,16,000	3,87,000
164			MIS Specialist	Post Graduate	10.12.2018	-	12	40,000	45,000	-	5,40,000	5,40,000	5,40,000	5,40,000	4,08,000
165	Muzuru	36,021	Housing Finance Specialist	Post Graduate	30.04.2017	-	12	45,000	45,000	-	5,40,000	5,40,000	5,40,000	5,40,000	4,08,000
166	Yalamanchil	46,174	MIS Specialist	Post Graduate	15.12.2018	-	12	40,000	45,000	-	5,40,000	5,40,000	5,40,000	5,40,000	4,08,000
167	Municipal Civil Engineer		Diploma	09.04.2017	-	12	25,000	25,000	-	3,00,000	3,00,000	3,00,000	3,00,000	2,25,000	
168	Yemmiganur	95,149	Social Development Specialist & Capacity Building Specialist	Post Graduate	11.12.2018	12.12.2022	8	40,000	40,000	17,418	3,80,000	3,77,418	3,77,418	3,77,418	2,80,064
169	Yerravada	32,574	MIS & Capacity Building Specialist	Graduate	10.12.2018	-	12	35,000	35,000	-	4,20,000	4,20,000	4,20,000	4,20,000	3,15,000
Total	87	-	169	-	-	-	-	-	-	20,830	9,90,30,000	9,10,68,830	8,87,37,838	8,87,37,838	8,90,53,378 (Say Rs. 890.53 lakh)

Administrative Control Assistance for CLTCs for FY 2020-21= Rs. 658,53,000 (say)
Fund already released as 1st installment of Control Assistance for CLTCs for FY 2020-21= Rs. 612,37,75 (say)
Fund being released as 2nd and final installment of Control Assistance for CLTCs for FY 2020-21= Rs. 38,19,25 (say)

Handwritten signature

Details of SLTC for FY 2023-24 in respect of State of Andhra Pradesh

(Amount in Rs.)

S. No.	Designations of the Specialists	Educational Qualification	Salary per month proposed by the State for each Specialist	Annual Budget proposed by the State	Salary per month as per CB norms	Annual Budget as per CB norms	Admissible Annual Budget as per CB norms	Admissible Central Assistance (75%)	Admissible State Share (25%)	1st Instalment of Central Assistance (50%)
1	Urban Infrastructure Specialist	Diploma	50,000	6,00,000	50,000	6,00,000	6,00,000	4,50,000	1,50,000	2,25,000
2	Municipal Finance specialist	Post Graduate	85,000	10,20,000	85,000	10,20,000	10,20,000	7,65,000	2,55,000	3,82,500
3	Housing Finance and Policy Specialist	Post Graduate	85,000	10,20,000	85,000	10,20,000	10,20,000	7,65,000	2,55,000	3,82,500
4	Urban Planner Specialist	Post Graduate	85,000	10,20,000	85,000	10,20,000	10,20,000	7,65,000	2,55,000	3,82,500
5	Capacity Building Institutional Strengthening Specialist	Post Graduate	85,000	10,20,000	85,000	10,20,000	10,20,000	7,65,000	2,55,000	3,82,500
6	MIS Specialist	Post Graduate	85,000	10,20,000	85,000	10,20,000	10,20,000	7,65,000	2,55,000	3,82,500
7	GIS Specialist	Post Graduate	85,000	10,20,000	85,000	10,20,000	10,20,000	7,65,000	2,55,000	3,82,500
8	Environment Specialist	Post Graduate	85,000	10,20,000	85,000	10,20,000	10,20,000	7,65,000	2,55,000	3,82,500
9	Social Development Specialist (Vacant)	Post Graduate	85,000	10,20,000	85,000	10,20,000	10,20,000	7,65,000	2,55,000	3,82,500
10	IEC Specialist (Vacant)	Post Graduate	85,000	10,20,000	85,000	10,20,000	10,20,000	7,65,000	2,55,000	3,82,500
Total			8,15,000	97,80,000	8,15,000	97,80,000	97,80,000	73,35,000	24,45,000	36,67,500 (Say Rs. 36.67 lakh)

Details of CLTC for FY 2023-24 in respect of State Govt. of Andhra Pradesh

(Amount in Rs.)

City/ Cluster No.	No. of Cities included in CLTC	Name of the Cities	Urban Population	Designation of the Specialists	Educational Qualification	No. of Specialists proposed by the State	Salary per month proposed by the State for each Specialist	Annual Budget proposed by the State	Salary per month as per CB norms	Annual Budget as per CB norms	Admissible Annual Budget as per CB norms	Admissible Central Assistance (75%)	Admissible State Share (25%)	1st instalment of Central Assistance (50%)
1	1	Srikakulam	1,35,367	Social Development Specialist	Post Graduate	3	45,000	5,40,000	45,000	5,40,000	5,40,000	4,05,000	1,35,000	2,02,500
				Housing Finance specialist	Post Graduate		45,000	5,40,000	45,000	5,40,000	4,05,000	1,35,000	2,02,500	
				Civil Engineer Specialist	Degree		35,000	4,20,000	35,000	4,20,000	3,15,000	1,05,000	1,57,500	
2	1	Rajam	42,197	Social Development/EC Specialist	Post Graduate	2	45,000	5,40,000	45,000	5,40,000	5,40,000	4,05,000	1,35,000	2,02,500
				MIS/Civil Engineer Specialist	Post Graduate		45,000	5,40,000	45,000	5,40,000	4,05,000	1,35,000	2,02,500	
3	1	Palasa	57,507	Social Development/EC Specialist	Post Graduate	3	45,000	5,40,000	45,000	5,40,000	5,40,000	4,05,000	1,35,000	2,02,500
				Housing Finance specialist	Post Graduate		45,000	5,40,000	45,000	5,40,000	4,05,000	1,35,000	2,02,500	
				MIS/Civil Engineer Specialist	Post Graduate		45,000	5,40,000	45,000	5,40,000	4,05,000	1,35,000	2,02,500	
4	1	Palakonda	31,425	Social Development/Housing Finance Specialist	Post Graduate	2	45,000	5,40,000	45,000	5,40,000	5,40,000	4,05,000	1,35,000	2,02,500
				Social Development/EC Specialist	Degree		35,000	4,20,000	35,000	4,20,000	3,15,000	1,05,000	1,57,500	
5	1	Ichchapuram	36,493	Social Development/EC Specialist	Post Graduate	3	45,000	5,40,000	45,000	5,40,000	5,40,000	4,05,000	1,35,000	2,02,500
				Housing Finance specialist	Post Graduate		45,000	5,40,000	45,000	5,40,000	4,05,000	1,35,000	2,02,500	
				MIS/Civil Engineer Specialist	Post Graduate		45,000	5,40,000	45,000	5,40,000	4,05,000	1,35,000	2,02,500	
6	1	Arundelavasa	36,739	Social Development Specialist	Post Graduate	2	45,000	5,40,000	45,000	5,40,000	5,40,000	4,05,000	1,35,000	2,02,500
				Civil Engineer Specialist	Degree		35,000	4,20,000	35,000	4,20,000	3,15,000	1,05,000	1,57,500	
7	1	Volanagarum	2,28,720	Social Development/EC Specialist	Post Graduate	3	45,000	5,40,000	45,000	5,40,000	5,40,000	4,05,000	1,35,000	2,02,500
				Housing Finance specialist	Post Graduate		45,000	5,40,000	45,000	5,40,000	4,05,000	1,35,000	2,02,500	
				MIS/Civil Engineer Specialist	Post Graduate		45,000	5,40,000	45,000	5,40,000	4,05,000	1,35,000	2,02,500	
8	1	Sakur	49,500	Social Development/EC Specialist	Post Graduate	3	45,000	5,40,000	45,000	5,40,000	5,40,000	4,05,000	1,35,000	2,02,500
				Social Development specialist	Post Graduate		45,000	5,40,000	45,000	5,40,000	4,05,000	1,35,000	2,02,500	
				Civil Engineer Specialist	Post Graduate		45,000	5,40,000	45,000	5,40,000	4,05,000	1,35,000	2,02,500	
9	1	Parvathipuram	53,044	Social Development/EC Specialist	Post Graduate	2	45,000	5,40,000	45,000	5,40,000	5,40,000	4,05,000	1,35,000	2,02,500
				MIS/Civil Engineer Specialist	Post Graduate		45,000	5,40,000	45,000	5,40,000	4,05,000	1,35,000	2,02,500	
10	1	Nallamra	26,250	Social Development Specialist	Post Graduate	2	45,000	5,40,000	45,000	5,40,000	5,40,000	4,05,000	1,35,000	2,02,500
				MIS Specialist	Post Graduate		45,000	5,40,000	45,000	5,40,000	4,05,000	1,35,000	2,02,500	
11	1	Bobbili	56,819	Social Development/EC Specialist	Post Graduate	3	45,000	5,40,000	45,000	5,40,000	5,40,000	4,05,000	1,35,000	2,02,500
				Housing Finance specialist	Post Graduate		45,000	5,40,000	45,000	5,40,000	4,05,000	1,35,000	2,02,500	
				MIS/Civil Engineer Specialist	Post Graduate		45,000	5,40,000	45,000	5,40,000	4,05,000	1,35,000	2,02,500	
12	1	Visakhapatnam	20,35,522	Social Development/EC Specialist	Post Graduate	5	60,000	7,20,000	70,000	8,40,000	7,20,000	5,40,000	1,80,000	2,70,000
				Housing Finance/CB specialist	Post Graduate		65,000	7,80,000	70,000	8,40,000	7,80,000	5,85,000	1,95,000	2,92,500
				CB Specialist	Post Graduate		60,000	7,20,000	70,000	8,40,000	7,20,000	5,40,000	1,80,000	2,70,000
				MIS Specialist	Post Graduate		60,000	7,20,000	70,000	8,40,000	7,20,000	5,40,000	1,80,000	2,70,000
				MIS/Civil Engineer Specialist	Post Graduate		60,000	7,20,000	70,000	8,40,000	7,20,000	5,40,000	1,80,000	2,70,000
13	1	Yelamanchili	46,124	Social Development/EC Specialist	Post Graduate	2	45,000	5,40,000	45,000	5,40,000	5,40,000	4,05,000	1,35,000	2,02,500
				Housing Finance specialist	Post Graduate		45,000	5,40,000	45,000	5,40,000	4,05,000	1,35,000	2,02,500	
14	10	Narasipatnam	48,535	Social Development/EC Specialist	Post Graduate	3	45,000	5,40,000	45,000	5,40,000	5,40,000	4,05,000	1,35,000	2,02,500
				MIS Specialist	Post Graduate		45,000	5,40,000	45,000	5,40,000	4,05,000	1,35,000	2,02,500	
				Procurement Spft	Post Graduate		45,000	5,40,000	45,000	5,40,000	4,05,000	1,35,000	2,02,500	

15	1	Amalapuram	53,231	Social Development/EC Specialist	Post Graduate	3	45,000	5,40,000	45,000	5,40,000	5,40,000	4,05,000	1,35,000	2,02,500
				Housing Finance specialist	Post Graduate		45,000	5,40,000	45,000	5,40,000	5,40,000	4,05,000	1,35,000	2,02,500
				MIS/Civil Engineer Specialist	Post Graduate		45,000	5,40,000	45,000	5,40,000	5,40,000	4,05,000	1,35,000	2,02,500
16	1	Gollaprolu	23,602	Social Development/EC Specialist	Post Graduate	2	45,000	5,40,000	45,000	5,40,000	5,40,000	4,05,000	1,35,000	2,02,500
				MIS/Civil Engineer Specialist	Post Graduate		45,000	5,40,000	45,000	5,40,000	5,40,000	4,05,000	1,35,000	2,02,500
17	1	Kakinada	3,12,538	Municipal Civil Engineer	Post Graduate	3	45,000	5,40,000	45,000	5,40,000	5,40,000	4,05,000	1,35,000	2,02,500
				Housing Finance specialist	Post Graduate		45,000	5,40,000	45,000	5,40,000	5,40,000	4,05,000	1,35,000	2,02,500
				MIS Specialist	Post Graduate		45,000	5,40,000	45,000	5,40,000	5,40,000	4,05,000	1,35,000	2,02,500
18	1	Mandapeta	56,063	Social Development/EC Specialist	Post Graduate	3	45,000	5,40,000	45,000	5,40,000	5,40,000	4,05,000	1,35,000	2,02,500
				Housing Finance specialist	Post Graduate		45,000	5,40,000	45,000	5,40,000	5,40,000	4,05,000	1,35,000	2,02,500
				MIS/Civil Engineer Specialist	Post Graduate		45,000	5,40,000	45,000	5,40,000	5,40,000	4,05,000	1,35,000	2,02,500
19	1	Munthikavaram	23,732	Social Development/EC Specialist	Post Graduate	2	45,000	5,40,000	45,000	5,40,000	5,40,000	4,05,000	1,35,000	2,02,500
				MIS/Civil Engineer Specialist	Degree		35,000	4,20,000	35,000	4,20,000	4,20,000	3,15,000	1,05,000	1,57,500
20	1	Peddapuram	49,477	Social Development/EC Specialist	Post Graduate	3	45,000	5,40,000	45,000	5,40,000	5,40,000	4,05,000	1,35,000	2,02,500
				Housing Finance specialist	Post Graduate		45,000	5,40,000	45,000	5,40,000	5,40,000	4,05,000	1,35,000	2,02,500
				Civil Engineer Specialist	Post Graduate		45,000	5,40,000	45,000	5,40,000	5,40,000	4,05,000	1,35,000	2,02,500
21	1	Pithapuram	54,859	Social Development/EC Specialist	Post Graduate	3	45,000	5,40,000	45,000	5,40,000	5,40,000	4,05,000	1,35,000	2,02,500
				Housing Finance specialist	Post Graduate		45,000	5,40,000	45,000	5,40,000	5,40,000	4,05,000	1,35,000	2,02,500
				MIS/Civil Engineer Specialist	Post Graduate		45,000	5,40,000	45,000	5,40,000	5,40,000	4,05,000	1,35,000	2,02,500
22	1	Rajamahendravaram	3,41,831	Social Development/EC Specialist	Post Graduate	3	45,000	5,40,000	45,000	5,40,000	5,40,000	4,05,000	1,35,000	2,02,500
				Social Development specialist	Post Graduate		45,000	5,40,000	45,000	5,40,000	5,40,000	4,05,000	1,35,000	2,02,500
				Civil Engineer Specialist	Post Graduate		45,000	5,40,000	45,000	5,40,000	5,40,000	4,05,000	1,35,000	2,02,500
23	1	Rameswaram	49,657	Social Development/EC Specialist	Degree	3	35,000	4,20,000	35,000	4,20,000	4,20,000	3,15,000	1,05,000	1,57,500
				Housing Finance specialist	Post Graduate		45,000	5,40,000	45,000	5,40,000	5,40,000	4,05,000	1,35,000	2,02,500
				MIS/Civil Engineer Specialist	Post Graduate		45,000	5,40,000	45,000	5,40,000	5,40,000	4,05,000	1,35,000	2,02,500
24	1	Samarlot	56,864	Social Development/EC Specialist	Post Graduate	3	45,000	5,40,000	45,000	5,40,000	5,40,000	4,05,000	1,35,000	2,02,500
				Social Development	Post Graduate		45,000	5,40,000	45,000	5,40,000	5,40,000	4,05,000	1,35,000	2,02,500
				MIS/Civil Engineer Specialist	Post Graduate		45,000	5,40,000	45,000	5,40,000	5,40,000	4,05,000	1,35,000	2,02,500
25	1	Tuni	55,425	Social Development/EC Specialist	Post Graduate	2	45,000	5,40,000	45,000	5,40,000	5,40,000	4,05,000	1,35,000	2,02,500
				MIS/Civil Engineer Specialist	Degree		35,000	4,20,000	35,000	4,20,000	4,20,000	3,15,000	1,05,000	1,57,500
26	1	Yelawaram	32,957	Social Development/EC Specialist	Post Graduate	2	45,000	5,40,000	45,000	5,40,000	5,40,000	4,05,000	1,35,000	2,02,500
				MIS/Civil Engineer Specialist	Post Graduate		45,000	5,40,000	45,000	5,40,000	5,40,000	4,05,000	1,35,000	2,02,500
27	1	Bhimavaram	1,46,961	Social Development/EC Specialist	Post Graduate	3	45,000	5,40,000	45,000	5,40,000	5,40,000	4,05,000	1,35,000	2,02,500
				Housing Finance specialist	Post Graduate		45,000	5,40,000	45,000	5,40,000	5,40,000	4,05,000	1,35,000	2,02,500
				MIS/Civil Engineer Specialist	Post Graduate		45,000	5,40,000	45,000	5,40,000	5,40,000	4,05,000	1,35,000	2,02,500
28	1	Buru	2,18,020	Housing Finance specialist	Post Graduate	3	45,000	5,40,000	45,000	5,40,000	5,40,000	4,05,000	1,35,000	2,02,500
				Social Development specialist	Post Graduate		45,000	5,40,000	45,000	5,40,000	5,40,000	4,05,000	1,35,000	2,02,500
				MIS Specialist	Degree		35,000	4,20,000	35,000	4,20,000	4,20,000	3,15,000	1,05,000	1,57,500
29	1	Jangamaddyudem	48,994	Social Development/EC Specialist	Post Graduate	2	45,000	5,40,000	45,000	5,40,000	5,40,000	4,05,000	1,35,000	2,02,500
				MIS/Civil Engineer Specialist	Post Graduate		45,000	5,40,000	45,000	5,40,000	5,40,000	4,05,000	1,35,000	2,02,500
30	1	Kovvuru	39,667	Social Development/EC Specialist	Post Graduate	3	45,000	5,40,000	45,000	5,40,000	5,40,000	4,05,000	1,35,000	2,02,500
				Housing Finance specialist	Post Graduate		45,000	5,40,000	45,000	5,40,000	5,40,000	4,05,000	1,35,000	2,02,500
				MIS/Civil Engineer Specialist	Post Graduate		45,000	5,40,000	45,000	5,40,000	5,40,000	4,05,000	1,35,000	2,02,500
				Social Development/EC Specialist	Post Graduate		45,000	5,40,000	45,000	5,40,000	5,40,000	4,05,000	1,35,000	2,02,500

Handwritten signature

31	1	Narasapur	56,770	Housing Finance specialist	Post Graduate	3	45,000	5,40,000	45,000	5,40,000	5,40,000	4,05,000	1,35,000	2,02,500
				MIS/Civil Engineer Specialist	Post Graduate		45,000	5,40,000	45,000	5,40,000	5,40,000	4,05,000	1,35,000	2,02,500
32	1	Nidadavolu	43,809	Social Development/EC Specialist	Post Graduate	3	45,000	5,40,000	45,000	5,40,000	5,40,000	4,05,000	1,35,000	2,02,500
				Housing Finance specialist	Post Graduate		45,000	5,40,000	45,000	5,40,000	5,40,000	4,05,000	1,35,000	2,02,500
				Civil Engineer Specialist	Degree		35,000	4,20,000	35,000	4,20,000	4,20,000	3,15,000	1,05,000	1,57,500
33	1	Palaccol	81,125	Social Development/CB Specialist	Post Graduate	3	45,000	5,40,000	45,000	5,40,000	5,40,000	4,05,000	1,35,000	2,02,500
				Housing Finance specialist	Degree		35,000	4,20,000	35,000	4,20,000	4,20,000	3,15,000	1,05,000	1,57,500
				MIS/Civil Engineer Specialist	Post Graduate		45,000	5,40,000	45,000	5,40,000	5,40,000	4,05,000	1,35,000	2,02,500
34	1	Tadepalligudem	1,04,032	Social Development	Post Graduate	3	45,000	5,40,000	45,000	5,40,000	5,40,000	4,05,000	1,35,000	2,02,500
				CB Specialist	Degree		35,000	4,20,000	35,000	4,20,000	4,20,000	3,15,000	1,05,000	1,57,500
				MIS Specialist	Post Graduate		45,000	5,40,000	45,000	5,40,000	5,40,000	4,05,000	1,35,000	2,02,500
35	1	Tanuku	77,952	Social Development/EC Specialist	Post Graduate	3	45,000	5,40,000	45,000	5,40,000	5,40,000	4,05,000	1,35,000	2,02,500
				Housing Finance specialist	Post Graduate		45,000	5,40,000	45,000	5,40,000	5,40,000	4,05,000	1,35,000	2,02,500
				MIS/Civil Engineer Specialist	Post Graduate		45,000	5,40,000	45,000	5,40,000	5,40,000	4,05,000	1,35,000	2,02,500
36	1	Gudivada	1,16,167	Social Development/EC Specialist	Post Graduate	3	45,000	5,40,000	45,000	5,40,000	5,40,000	4,05,000	1,35,000	2,02,500
				Housing Finance specialist	Post Graduate		45,000	5,40,000	45,000	5,40,000	5,40,000	4,05,000	1,35,000	2,02,500
				MIS Specialist	Post Graduate		45,000	5,40,000	45,000	5,40,000	5,40,000	4,05,000	1,35,000	2,02,500
37	1	Jaggalahpet	53,530	Social Development/EC Specialist	Post Graduate	3	45,000	5,40,000	45,000	5,40,000	5,40,000	4,05,000	1,35,000	2,02,500
				Housing Finance specialist	Post Graduate		45,000	5,40,000	45,000	5,40,000	5,40,000	4,05,000	1,35,000	2,02,500
				MIS/Civil Engineer Specialist	Post Graduate		45,000	5,40,000	45,000	5,40,000	5,40,000	4,05,000	1,35,000	2,02,500
38	1	Machilipatnam	1,69,892	Social Development/EC Specialist	Post Graduate	3	45,000	5,40,000	45,000	5,40,000	5,40,000	4,05,000	1,35,000	2,02,500
				Housing Finance specialist	Post Graduate		45,000	5,40,000	45,000	5,40,000	5,40,000	4,05,000	1,35,000	2,02,500
				MIS/Civil Engineer Specialist	Post Graduate		45,000	5,40,000	45,000	5,40,000	5,40,000	4,05,000	1,35,000	2,02,500
39	1	Nandigama	44,359	Social Development/EC Specialist	Post Graduate	3	45,000	5,40,000	45,000	5,40,000	5,40,000	4,05,000	1,35,000	2,02,500
				MIS Specialist	Post Graduate		45,000	5,40,000	45,000	5,40,000	5,40,000	4,05,000	1,35,000	2,02,500
				MIS/Civil Engineer Specialist	Post Graduate		45,000	5,40,000	45,000	5,40,000	5,40,000	4,05,000	1,35,000	2,02,500
40	1	Nuzvid	56,595	Social Development/EC Specialist	Post Graduate	3	45,000	5,40,000	45,000	5,40,000	5,40,000	4,05,000	1,35,000	2,02,500
				Housing Finance specialist	Post Graduate		45,000	5,40,000	45,000	5,40,000	5,40,000	4,05,000	1,35,000	2,02,500
				MIS/Civil Engineer Specialist	Post Graduate		45,000	5,40,000	45,000	5,40,000	5,40,000	4,05,000	1,35,000	2,02,500
41	1	Pedana	30,721	Social Development/EC Specialist	Post Graduate	3	45,000	5,40,000	45,000	5,40,000	5,40,000	4,05,000	1,35,000	2,02,500
				MIS Specialist	Post Graduate		45,000	5,40,000	45,000	5,40,000	5,40,000	4,05,000	1,35,000	2,02,500
				Civil Engineer Specialist	Diploma		25,000	3,00,000	25,000	3,00,000	3,00,000	2,25,000	75,000	1,12,500
42	1	Tiruvur	34,173	Social Development/EC Specialist	Post Graduate	3	45,000	5,40,000	45,000	5,40,000	5,40,000	4,05,000	1,35,000	2,02,500
				EC Specialist	Post Graduate		45,000	5,40,000	45,000	5,40,000	5,40,000	4,05,000	1,35,000	2,02,500
				MIS/Civil Engineer Specialist	Post Graduate		45,000	5,40,000	45,000	5,40,000	5,40,000	4,05,000	1,35,000	2,02,500
43	1	Vijayawada	10,21,806	Social Development/EC Specialist	Post Graduate	3	60,000	7,20,000	70,000	8,40,000	7,20,000	5,40,000	1,80,000	2,70,000
				Housing Finance /Environmental Specialist	Post Graduate		60,000	7,20,000	70,000	8,40,000	7,20,000	5,40,000	1,80,000	2,70,000
				MIS/Civil Engineer Specialist	Post Graduate		60,000	7,20,000	70,000	8,40,000	7,20,000	5,40,000	1,80,000	2,70,000
44	1	Vijayar	36,021	Social Development/EC Specialist	Post Graduate	3	45,000	5,40,000	45,000	5,40,000	5,40,000	4,05,000	1,35,000	2,02,500
				Housing Finance specialist	Post Graduate		45,000	5,40,000	45,000	5,40,000	5,40,000	4,05,000	1,35,000	2,02,500
				MIS/Civil Engineer Specialist	Post Graduate		45,000	5,40,000	45,000	5,40,000	5,40,000	4,05,000	1,35,000	2,02,500
45	1	Bapatla	70,777	Social Development/EC Specialist	Post Graduate	3	45,000	5,40,000	45,000	5,40,000	5,40,000	4,05,000	1,35,000	2,02,500
				Housing Finance specialist	Post Graduate		45,000	5,40,000	45,000	5,40,000	5,40,000	4,05,000	1,35,000	2,02,500
				MIS/Civil Engineer Specialist	Post Graduate		45,000	5,40,000	45,000	5,40,000	5,40,000	4,05,000	1,35,000	2,02,500

Handwritten signature

46	1	Chikaturpet	1,01,398	Social Development/EC Specialist	Post Graduate	3	45,000	5,40,000	45,000	5,40,000	5,40,000	4,05,000	1,35,000	2,02,500
				MIS Specialist	Post Graduate		45,000	5,40,000	45,000	5,40,000	5,40,000	4,05,000	1,35,000	2,02,500
				Civil Engineer Specialist	Post Graduate		45,000	5,40,000	45,000	5,40,000	5,40,000	4,05,000	1,35,000	2,02,500
47	1	Gunkur	6,70,873	CB/EC Specialist	Post Graduate	3	60,000	7,20,000	60,000	7,20,000	7,20,000	5,40,000	1,80,000	2,70,000
				Housing Finance specialist	Post Graduate		60,000	7,20,000	60,000	7,20,000	7,20,000	5,40,000	1,80,000	2,70,000
				MIS/Civil Engineer Specialist	Post Graduate		60,000	7,20,000	60,000	7,20,000	7,20,000	5,40,000	1,80,000	2,70,000
48	1	Machera	57,299	Social Development/EC Specialist	Post Graduate	3	45,000	5,40,000	45,000	5,40,000	5,40,000	4,05,000	1,35,000	2,02,500
				Housing Finance specialist	Post Graduate		45,000	5,40,000	45,000	5,40,000	5,40,000	4,05,000	1,35,000	2,02,500
				MIS/Civil Engineer Specialist	Post Graduate		45,000	5,40,000	45,000	5,40,000	5,40,000	4,05,000	1,35,000	2,02,500
49	1	Mangalagiri	1,07,197	Social Development/EC Specialist	Post Graduate	3	45,000	5,40,000	45,000	5,40,000	5,40,000	4,05,000	1,35,000	2,02,500
				Housing Finance specialist	Post Graduate		45,000	5,40,000	45,000	5,40,000	5,40,000	4,05,000	1,35,000	2,02,500
				MIS/Civil Engineer Specialist	Post Graduate		45,000	5,40,000	45,000	5,40,000	5,40,000	4,05,000	1,35,000	2,02,500
50	1	Narasapur	1,17,449	Social Development/EC Specialist	Post Graduate	3	45,000	5,40,000	45,000	5,40,000	5,40,000	4,05,000	1,35,000	2,02,500
				Housing Finance specialist	Post Graduate		45,000	5,40,000	45,000	5,40,000	5,40,000	4,05,000	1,35,000	2,02,500
				MIS/Civil Engineer Specialist	Post Graduate		45,000	5,40,000	45,000	5,40,000	5,40,000	4,05,000	1,35,000	2,02,500
51	1	Piduguralla	63,103	Social Development/EC Specialist	Post Graduate	2	45,000	5,40,000	45,000	5,40,000	5,40,000	4,05,000	1,35,000	2,02,500
				MIS/Civil Engineer Specialist	Post Graduate		45,000	5,40,000	45,000	5,40,000	5,40,000	4,05,000	1,35,000	2,02,500
52	1	Ponnur	58,913	Social Development/EC Specialist	Post Graduate	3	45,000	5,40,000	45,000	5,40,000	5,40,000	4,05,000	1,35,000	2,02,500
				Housing Finance specialist	Post Graduate		45,000	5,40,000	45,000	5,40,000	5,40,000	4,05,000	1,35,000	2,02,500
				MIS/Civil Engineer Specialist	Post Graduate		45,000	5,40,000	45,000	5,40,000	5,40,000	4,05,000	1,35,000	2,02,500
53	1	Repalle	50,806	Social Development/EC Specialist	Post Graduate	3	45,000	5,40,000	45,000	5,40,000	5,40,000	4,05,000	1,35,000	2,02,500
				Housing Finance specialist	Post Graduate		45,000	5,40,000	45,000	5,40,000	5,40,000	4,05,000	1,35,000	2,02,500
				MIS/Civil Engineer Specialist	Post Graduate		45,000	5,40,000	45,000	5,40,000	5,40,000	4,05,000	1,35,000	2,02,500
54	1	Sattenapalli	56,721	Social Development/EC Specialist	Post Graduate	3	45,000	5,40,000	45,000	5,40,000	5,40,000	4,05,000	1,35,000	2,02,500
				Housing Finance specialist	Post Graduate		45,000	5,40,000	45,000	5,40,000	5,40,000	4,05,000	1,35,000	2,02,500
				MIS Specialist	Degree		35,000	4,20,000	35,000	4,20,000	4,20,000	3,15,000	1,05,000	1,57,500
55	1	Tadepalli	24,149	Social Development/EC Specialist	Post Graduate	2	45,000	5,40,000	45,000	5,40,000	5,40,000	4,05,000	1,35,000	2,02,500
				MIS/Civil Engineer Specialist	Post Graduate		45,000	5,40,000	45,000	5,40,000	5,40,000	4,05,000	1,35,000	2,02,500
56	1	Tenali	1,64,937	Social Development/EC Specialist	Post Graduate	3	45,000	5,40,000	45,000	5,40,000	5,40,000	4,05,000	1,35,000	2,02,500
				Housing Finance specialist	Post Graduate		45,000	5,40,000	45,000	5,40,000	5,40,000	4,05,000	1,35,000	2,02,500
				MIS/Civil Engineer Specialist	Post Graduate		45,000	5,40,000	45,000	5,40,000	5,40,000	4,05,000	1,35,000	2,02,500
57	1	Vinukonda	62,550	Social Development/EC Specialist	Post Graduate	3	45,000	5,40,000	45,000	5,40,000	5,40,000	4,05,000	1,35,000	2,02,500
				Housing Finance specialist	Post Graduate		45,000	5,40,000	45,000	5,40,000	5,40,000	4,05,000	1,35,000	2,02,500
				MIS/Civil Engineer Specialist	Post Graduate		45,000	5,40,000	45,000	5,40,000	5,40,000	4,05,000	1,35,000	2,02,500
58	1	Asteri	40,353	Social Development/EC Specialist	Post Graduate	2	45,000	5,40,000	45,000	5,40,000	5,40,000	4,05,000	1,35,000	2,02,500
				MIS/Civil Engineer Specialist	Post Graduate		45,000	5,40,000	45,000	5,40,000	5,40,000	4,05,000	1,35,000	2,02,500
59	1	Cheemakurthy	30,253	Social Development/EC Specialist	Post Graduate	2	45,000	5,40,000	45,000	5,40,000	5,40,000	4,05,000	1,35,000	2,02,500
				MIS/Civil Engineer Specialist	Post Graduate		45,000	5,40,000	45,000	5,40,000	5,40,000	4,05,000	1,35,000	2,02,500
60	1	Chirala	89,375	Social Development/EC Specialist	Post Graduate	3	45,000	5,40,000	45,000	5,40,000	5,40,000	4,05,000	1,35,000	2,02,500
				Housing Finance specialist	Post Graduate		45,000	5,40,000	45,000	5,40,000	5,40,000	4,05,000	1,35,000	2,02,500
				MIS/Civil Engineer Specialist	Post Graduate		45,000	5,40,000	45,000	5,40,000	5,40,000	4,05,000	1,35,000	2,02,500
61	1	Giddalur	35,150	Social Development/EC Specialist	Post Graduate	2	45,000	5,40,000	45,000	5,40,000	5,40,000	4,05,000	1,35,000	2,02,500
				MIS/Civil Engineer Specialist	Post Graduate		45,000	5,40,000	45,000	5,40,000	5,40,000	4,05,000	1,35,000	2,02,500

Handwritten signature

62	1	Kandukur	57,248	Social Development/EC Specialist	Post Graduate	2	45,000	5,40,000	45,000	5,40,000	5,40,000	4,05,000	1,35,000	2,02,500
				MIS/Civil Engineer Specialist	Post Graduate		45,000	5,40,000	45,000	5,40,000	5,40,000	4,05,000	1,35,000	2,02,500
63	1	Kangri	37,420	Social Development/EC Specialist	Post Graduate	2	45,000	5,40,000	45,000	5,40,000	5,40,000	4,05,000	1,35,000	2,02,500
				MIS/Civil Engineer Specialist	Post Graduate		45,000	5,40,000	45,000	5,40,000	5,40,000	4,05,000	1,35,000	2,02,500
64	1	Markapur	71,092	Social Development/EC Specialist	Post Graduate	3	45,000	5,40,000	45,000	5,40,000	5,40,000	4,05,000	1,35,000	2,02,500
				MIS Specialist	Post Graduate		45,000	5,40,000	45,000	5,40,000	5,40,000	4,05,000	1,35,000	2,02,500
				Civil Engineer Specialist	Diploma		25,000	3,00,000	25,000	3,00,000	3,00,000	2,25,000	75,000	1,12,500
65	1	Ongole	2,04,746	Social Development/EC Specialist	Post Graduate	3	45,000	5,40,000	45,000	5,40,000	5,40,000	4,05,000	1,35,000	2,02,500
				Housing Finance specialist	Post Graduate		45,000	5,40,000	45,000	5,40,000	5,40,000	4,05,000	1,35,000	2,02,500
				MIS/Civil Engineer Specialist	Degree		35,000	4,20,000	35,000	4,20,000	4,20,000	3,15,000	1,05,000	1,57,500
66	1	Ammakur (N)	30,523	Social Development/EC Specialist	Post Graduate	2	45,000	5,40,000	45,000	5,40,000	5,40,000	4,05,000	1,35,000	2,02,500
				MIS/Civil Engineer Specialist	Post Graduate		45,000	5,40,000	45,000	5,40,000	5,40,000	4,05,000	1,35,000	2,02,500
67	1	Gadar (N)	73,350	Social Development/EC Specialist	Post Graduate	3	45,000	5,40,000	45,000	5,40,000	5,40,000	4,05,000	1,35,000	2,02,500
				CB Specialist	Post Graduate		45,000	5,40,000	45,000	5,40,000	5,40,000	4,05,000	1,35,000	2,02,500
				MIS Specialist	Degree		35,000	4,20,000	35,000	4,20,000	4,20,000	3,15,000	1,05,000	1,57,500
68	1	Kavali	90,000	Social Development/MIS Specialist	Post Graduate	2	45,000	5,40,000	45,000	5,40,000	5,40,000	4,05,000	1,35,000	2,02,500
				Civil Engineer Specialist	Degree		35,000	4,20,000	35,000	4,20,000	4,20,000	3,15,000	1,05,000	1,57,500
69	1	Nalipudi	48,829	Social Development/EC Specialist	Post Graduate	2	45,000	5,40,000	45,000	5,40,000	5,40,000	4,05,000	1,35,000	2,02,500
				MIS Specialist	Degree		35,000	4,20,000	35,000	4,20,000	4,20,000	3,15,000	1,05,000	1,57,500
70	1	Nellore	5,47,621	MIS/EC Specialist	Post Graduate	3	60,000	7,20,000	60,000	7,20,000	7,20,000	5,40,000	1,80,000	2,70,000
				MIS / CB Specialist	Post Graduate		60,000	7,20,000	60,000	7,20,000	7,20,000	5,40,000	1,80,000	2,70,000
				MIS Specialist	Post Graduate		60,000	7,20,000	60,000	7,20,000	7,20,000	5,40,000	1,80,000	2,70,000
71	1	Sullurupeta	35,307	Social Development/EC Specialist	Post Graduate	2	45,000	5,40,000	45,000	5,40,000	5,40,000	4,05,000	1,35,000	2,02,500
				MIS/Civil Engineer Specialist	Post Graduate		45,000	5,40,000	45,000	5,40,000	5,40,000	4,05,000	1,35,000	2,02,500
72	1	Venkatagiri	52,688	MIS/Civil Engineer Specialist	Post Graduate	2	45,000	5,40,000	45,000	5,40,000	5,40,000	4,05,000	1,35,000	2,02,500
				Civil Engineer Specialist	Degree		35,000	4,20,000	35,000	4,20,000	4,20,000	3,15,000	1,05,000	1,57,500
73	1	Ananthapur	2,01,004	Social Development/EC Specialist	Post Graduate	3	45,000	5,40,000	45,000	5,40,000	5,40,000	4,05,000	1,35,000	2,02,500
				Housing Finance specialist	Post Graduate		45,000	5,40,000	45,000	5,40,000	5,40,000	4,05,000	1,35,000	2,02,500
				MIS Specialist	Degree		35,000	4,20,000	35,000	4,20,000	4,20,000	3,15,000	1,05,000	1,57,500
74	1	Dharmavaram	1,21,874	Social Development/EC Specialist	Post Graduate	3	45,000	5,40,000	45,000	5,40,000	5,40,000	4,05,000	1,35,000	2,02,500
				Housing Finance specialist	Post Graduate		45,000	5,40,000	45,000	5,40,000	5,40,000	4,05,000	1,35,000	2,02,500
				MIS/Civil Engineer Specialist	Post Graduate		45,000	5,40,000	45,000	5,40,000	5,40,000	4,05,000	1,35,000	2,02,500
75	1	Gooty	48,656	Social Development/EC Specialist	Post Graduate	2	45,000	5,40,000	45,000	5,40,000	5,40,000	4,05,000	1,35,000	2,02,500
				MIS/Civil Engineer Specialist	Post Graduate		45,000	5,40,000	45,000	5,40,000	5,40,000	4,05,000	1,35,000	2,02,500
76	1	Guntakal	1,26,270	Social Development/EC Specialist	Post Graduate	3	45,000	5,40,000	45,000	5,40,000	5,40,000	4,05,000	1,35,000	2,02,500
				Housing Finance specialist	Post Graduate		45,000	5,40,000	45,000	5,40,000	5,40,000	4,05,000	1,35,000	2,02,500
				MIS/Civil Engineer Specialist	Post Graduate		45,000	5,40,000	45,000	5,40,000	5,40,000	4,05,000	1,35,000	2,02,500
77	1	Hindupur	1,51,677	Social Development/EC Specialist	Post Graduate	3	45,000	5,40,000	45,000	5,40,000	5,40,000	4,05,000	1,35,000	2,02,500
				Housing Finance specialist	Post Graduate		45,000	5,40,000	45,000	5,40,000	5,40,000	4,05,000	1,35,000	2,02,500
				CB (SDG) Specialist	Post Graduate		45,000	5,40,000	45,000	5,40,000	5,40,000	4,05,000	1,35,000	2,02,500
78	1	Kadri	89,240	Social Development/EC Specialist	Post Graduate	3	45,000	5,40,000	45,000	5,40,000	5,40,000	4,05,000	1,35,000	2,02,500
				Housing Finance specialist	Post Graduate		45,000	5,40,000	45,000	5,40,000	5,40,000	4,05,000	1,35,000	2,02,500
				MIS/Civil Engineer Specialist	Post Graduate		45,000	5,40,000	45,000	5,40,000	5,40,000	4,05,000	1,35,000	2,02,500
79	1	Waharukonda	30,709	Social Development/EC Specialist	Post Graduate	3	45,000	5,40,000	45,000	5,40,000	5,40,000	4,05,000	1,35,000	2,02,500

Handwritten signature

				MIS/Civil Engineer Specialist	Post Graduate		45,000	5,40,000	45,000	5,40,000	5,40,000	4,05,000	1,35,000	2,02,500
80	1	Madakosira	21,464	Social Development/EC Specialist	Post Graduate	2	45,000	5,40,000	45,000	5,40,000	5,40,000	4,05,000	1,35,000	2,02,500
				MIS/Civil Engineer Specialist	Post Graduate		45,000	5,40,000	45,000	5,40,000	5,40,000	4,05,000	1,35,000	2,02,500
81	1	Pavidi	26,086	Social Development/EC Specialist	Post Graduate	2	45,000	5,40,000	45,000	5,40,000	5,40,000	4,05,000	1,35,000	2,02,500
				Civil Engineer Specialist	Degree		35,000	4,20,000	35,000	4,20,000	4,20,000	3,15,000	1,05,000	1,57,500
82	1	Puttaparthi	30,828	Social Development/EC Specialist	Post Graduate	2	45,000	5,40,000	45,000	5,40,000	5,40,000	4,05,000	1,35,000	2,02,500
				MIS/Civil Engineer Specialist	Post Graduate		45,000	5,40,000	45,000	5,40,000	5,40,000	4,05,000	1,35,000	2,02,500
83	1	Rajabuzurgam	61,149	Social Development/EC Specialist	Post Graduate	2	45,000	5,40,000	45,000	5,40,000	5,40,000	4,05,000	1,35,000	2,02,500
				MIS/Civil Engineer Specialist	Post Graduate		45,000	5,40,000	45,000	5,40,000	5,40,000	4,05,000	1,35,000	2,02,500
84	1	Thadipatri	1,09,171	Social Development/EC Specialist	Post Graduate	3	45,000	5,40,000	45,000	5,40,000	5,40,000	4,05,000	1,35,000	2,02,500
				Housing Finance specialist	Post Graduate		45,000	5,40,000	45,000	5,40,000	5,40,000	4,05,000	1,35,000	2,02,500
				MIS/Civil Engineer Specialist	Post Graduate		45,000	5,40,000	45,000	5,40,000	5,40,000	4,05,000	1,35,000	2,02,500
85	1	Chittoor	1,69,772	Housing Finance specialist	Post Graduate	3	45,000	5,40,000	45,000	5,40,000	5,40,000	4,05,000	1,35,000	2,02,500
				Social Development/EC Specialist	Post Graduate		45,000	5,40,000	45,000	5,40,000	5,40,000	4,05,000	1,35,000	2,02,500
				MIS Specialist	Post Graduate		45,000	5,40,000	45,000	5,40,000	5,40,000	4,05,000	1,35,000	2,02,500
86	1	Madanapalle	1,89,190	Social Development/EC Specialist	Degree	3	35,000	4,20,000	35,000	4,20,000	4,20,000	3,15,000	1,05,000	1,57,500
				Housing Finance specialist	Post Graduate		45,000	5,40,000	45,000	5,40,000	5,40,000	4,05,000	1,35,000	2,02,500
				MIS/Civil Engineer Specialist	Post Graduate		45,000	5,40,000	45,000	5,40,000	5,40,000	4,05,000	1,35,000	2,02,500
87	1	Nagari	62,253	Social Development/EC Specialist	Post Graduate	2	45,000	5,40,000	45,000	5,40,000	5,40,000	4,05,000	1,35,000	2,02,500
				MIS/Civil Engineer Specialist	Post Graduate		45,000	5,40,000	45,000	5,40,000	5,40,000	4,05,000	1,35,000	2,02,500
88	1	Palamare	51,450	Social Development/EC Specialist	Post Graduate	2	45,000	5,40,000	45,000	5,40,000	5,40,000	4,05,000	1,35,000	2,02,500
				MIS/Civil Engineer Specialist	Post Graduate		45,000	5,40,000	45,000	5,40,000	5,40,000	4,05,000	1,35,000	2,02,500
89	1	Punganur	54,748	Social Development/EC Specialist	Post Graduate	2	45,000	5,40,000	45,000	5,40,000	5,40,000	4,05,000	1,35,000	2,02,500
				MIS/Civil Engineer Specialist	Post Graduate		45,000	5,40,000	45,000	5,40,000	5,40,000	4,05,000	1,35,000	2,02,500
90	1	Puttur	54,092	Social Development/EC Specialist	Post Graduate	2	45,000	5,40,000	45,000	5,40,000	5,40,000	4,05,000	1,35,000	2,02,500
				MIS/Civil Engineer Specialist	Post Graduate		45,000	5,40,000	45,000	5,40,000	5,40,000	4,05,000	1,35,000	2,02,500
91	1	Srikalahasti	80,056	Social Development/EC Specialist	Post Graduate	3	45,000	5,40,000	45,000	5,40,000	5,40,000	4,05,000	1,35,000	2,02,500
				Environment Specialist	Post Graduate		45,000	5,40,000	45,000	5,40,000	5,40,000	4,05,000	1,35,000	2,02,500
				SOSANG Specialist	Degree		35,000	4,20,000	35,000	4,20,000	4,20,000	3,15,000	1,05,000	1,57,500
92	1	Thirupathi	2,95,421	Social Development/EC Specialist	Post Graduate	3	45,000	5,40,000	45,000	5,40,000	5,40,000	4,05,000	1,35,000	2,02,500
				Housing Finance specialist	Post Graduate		45,000	5,40,000	45,000	5,40,000	5,40,000	4,05,000	1,35,000	2,02,500
				MIS/Civil Engineer Specialist	Post Graduate		45,000	5,40,000	45,000	5,40,000	5,40,000	4,05,000	1,35,000	2,02,500
93	1	Atoni	1,84,625	Social Development/EC Specialist	Post Graduate	3	45,000	5,40,000	45,000	5,40,000	5,40,000	4,05,000	1,35,000	2,02,500
				Housing Finance specialist	Post Graduate		45,000	5,40,000	45,000	5,40,000	5,40,000	4,05,000	1,35,000	2,02,500
				MIS/Civil Engineer Specialist	Post Graduate		45,000	5,40,000	45,000	5,40,000	5,40,000	4,05,000	1,35,000	2,02,500
94	1	Alagadda	41,697	Social Development/EC Specialist	Degree	2	35,000	4,20,000	35,000	4,20,000	4,20,000	3,15,000	1,05,000	1,57,500
				MIS/Civil Engineer Specialist	Post Graduate		45,000	5,40,000	45,000	5,40,000	5,40,000	4,05,000	1,35,000	2,02,500
95	1	Atmakur (K)	45,703	Social Development/EC Specialist	Post Graduate	2	45,000	5,40,000	45,000	5,40,000	5,40,000	4,05,000	1,35,000	2,02,500
				Civil Engineer Specialist	Degree		35,000	4,20,000	35,000	4,20,000	4,20,000	3,15,000	1,05,000	1,57,500
96	1	Dhone	59,272	Social Development/EC Specialist	Post Graduate	2	45,000	5,40,000	45,000	5,40,000	5,40,000	4,05,000	1,35,000	2,02,500
				MIS/Civil Engineer Specialist	Post Graduate		45,000	5,40,000	45,000	5,40,000	5,40,000	4,05,000	1,35,000	2,02,500
97	1	Gudur (K)	22,270	Social Development/EC Specialist	Post Graduate	2	45,000	5,40,000	45,000	5,40,000	5,40,000	4,05,000	1,35,000	2,02,500
				MIS/Civil Engineer Specialist	Post Graduate		45,000	5,40,000	45,000	5,40,000	5,40,000	4,05,000	1,35,000	2,02,500
				Social Development/EC Specialist	Post Graduate		45,000	5,40,000	45,000	5,40,000	5,40,000	4,05,000	1,35,000	2,02,500

Handwritten signature

98	1	Kumool	4,60,330	Housing Finance specialist	Post Graduate	3	45,000	5,40,000	45,000	5,40,000	5,40,000	4,05,000	1,35,000	2,02,500
				MIS/Civil Engineer Specialist	Post Graduate		45,000	5,40,000	45,000	5,40,000	5,40,000	4,05,000	1,35,000	2,02,500
99	1	Nandkotkur	40,210	Social Development Specialist	Post Graduate	2	45,000	5,40,000	45,000	5,40,000	5,40,000	4,05,000	1,35,000	2,02,500
				Civil Engineer/CB Soft	Degree		35,000	4,20,000	35,000	4,20,000	4,20,000	3,15,000	1,05,000	1,57,500
100	1	Nandyal	2,11,424	Urban Economic Specialist	Post Graduate	3	45,000	5,40,000	45,000	5,40,000	5,40,000	4,05,000	1,35,000	2,02,500
				CB Specialist	Post Graduate		45,000	5,40,000	45,000	5,40,000	5,40,000	4,05,000	1,35,000	2,02,500
				MIS Specialist	Post Graduate		45,000	5,40,000	45,000	5,40,000	5,40,000	4,05,000	1,35,000	2,02,500
101	1	Yemmiganur	95,149	Housing Finance/MIS Specialist	Post Graduate	2	45,000	5,40,000	45,000	5,40,000	5,40,000	4,05,000	1,35,000	2,02,500
				Civil Engineer Specialist	Diploma		25,000	3,00,000	25,000	3,00,000	3,00,000	2,25,000	75,000	1,12,500
102	1	Sudvel	41,607	Social Development/EC Specialist	Post Graduate	2	45,000	5,40,000	45,000	5,40,000	5,40,000	4,05,000	1,35,000	2,02,500
				MIS/Civil Engineer Specialist	Post Graduate		45,000	5,40,000	45,000	5,40,000	5,40,000	4,05,000	1,35,000	2,02,500
103	1	Jammalamadugu	40,060	Social Development/EC Specialist	Diploma	2	25,000	3,00,000	25,000	3,00,000	3,00,000	2,25,000	75,000	1,12,500
				MIS/Civil Engineer Specialist	Post Graduate		45,000	5,40,000	45,000	5,40,000	5,40,000	4,05,000	1,35,000	2,02,500
104	1	Kadapa	3,18,916	Environment Specialist	Post Graduate	3	45,000	5,40,000	45,000	5,40,000	5,40,000	4,05,000	1,35,000	2,02,500
				MIS Specialist	Post Graduate		45,000	5,40,000	45,000	5,40,000	5,40,000	4,05,000	1,35,000	2,02,500
				Civil Engineer Specialist	Degree		35,000	4,20,000	35,000	4,20,000	4,20,000	3,15,000	1,05,000	1,57,500
105	1	Mydukur	44,454	MIS Specialist	Post Graduate	2	45,000	5,40,000	45,000	5,40,000	5,40,000	4,05,000	1,35,000	2,02,500
				Civil Engineer Specialist	Degree		35,000	4,20,000	35,000	4,20,000	4,20,000	3,15,000	1,05,000	1,57,500
106	1	Proddatur	1,63,970	Social Development/ EC Specialist	Degree	3	35,000	4,20,000	35,000	4,20,000	4,20,000	3,15,000	1,05,000	1,57,500
				Housing Finance specialist	Post Graduate		45,000	5,40,000	45,000	5,40,000	5,40,000	4,05,000	1,35,000	2,02,500
				MIS/Civil Engineer Specialist	Post Graduate		45,000	5,40,000	45,000	5,40,000	5,40,000	4,05,000	1,35,000	2,02,500
107	1	Pulivendula	65,706	Social Development/EC Specialist	Post Graduate	2	45,000	5,40,000	45,000	5,40,000	5,40,000	4,05,000	1,35,000	2,02,500
				MIS/Civil Engineer Specialist	Post Graduate		45,000	5,40,000	45,000	5,40,000	5,40,000	4,05,000	1,35,000	2,02,500
108	1	Rajampeta	54,060	Civil Engineer Specialist	Degree	2	35,000	4,20,000	35,000	4,20,000	4,20,000	3,15,000	1,05,000	1,57,500
				MIS Specialist	Post Graduate		45,000	5,40,000	45,000	5,40,000	5,40,000	4,05,000	1,35,000	2,02,500
109	1	Royachoty	91,234	MIS/Social Development Specialist	Degree	3	35,000	4,20,000	35,000	4,20,000	4,20,000	3,15,000	1,05,000	1,57,500
				Housing Finance specialist	Post Graduate		45,000	5,40,000	45,000	5,40,000	5,40,000	4,05,000	1,35,000	2,02,500
				Civil Engineer Specialist	Diploma		25,000	3,00,000	25,000	3,00,000	3,00,000	2,25,000	75,000	1,12,500
110	1	Yarriginta	32,574	Social Development/EC Specialist	Degree	2	35,000	4,20,000	35,000	4,20,000	4,20,000	3,15,000	1,05,000	1,57,500
				MIS/Civil Engineer Specialist	Post Graduate		45,000	5,40,000	45,000	5,40,000	5,40,000	4,05,000	1,35,000	2,02,500
111	1	Akiveedu	24,506	Social Development/EC Specialist	Post Graduate	2	45,000	5,40,000	45,000	5,40,000	5,40,000	4,05,000	1,35,000	2,02,500
				MIS/Civil Engineer Specialist	Degree		35,000	4,20,000	35,000	4,20,000	4,20,000	3,15,000	1,05,000	1,57,500
112	1	Kondapalli	33,373	Social Development/EC Specialist	Post Graduate	2	45,000	5,40,000	45,000	5,40,000	5,40,000	4,05,000	1,35,000	2,02,500
				MIS/Civil Engineer Specialist	Post Graduate		45,000	5,40,000	45,000	5,40,000	5,40,000	4,05,000	1,35,000	2,02,500
113	1	Guzdala	26,190	Social Development/EC Specialist	Degree	2	35,000	4,20,000	35,000	4,20,000	4,20,000	3,15,000	1,05,000	1,57,500
				MIS/Civil Engineer Specialist	Diploma		25,000	3,00,000	25,000	3,00,000	3,00,000	2,25,000	75,000	1,12,500
114	1	Dachepalli	19,042	Social Development/EC Specialist	Degree	2	35,000	4,20,000	35,000	4,20,000	4,20,000	3,15,000	1,05,000	1,57,500
				MIS/Civil Engineer Specialist	Post Graduate		45,000	5,40,000	45,000	5,40,000	5,40,000	4,05,000	1,35,000	2,02,500
115	1	Darsi	33,418	Social Development/EC Specialist	Post Graduate	2	45,000	5,40,000	45,000	5,40,000	5,40,000	4,05,000	1,35,000	2,02,500
				MIS/Civil Engineer Specialist	Degree		35,000	4,20,000	35,000	4,20,000	4,20,000	3,15,000	1,05,000	1,57,500
116	1	Buchireddypalem	86,458	Social Development/EC Specialist	Post Graduate	2	45,000	5,40,000	45,000	5,40,000	5,40,000	4,05,000	1,35,000	2,02,500
				MIS/Civil Engineer Specialist	Degree		35,000	4,20,000	35,000	4,20,000	4,20,000	3,15,000	1,05,000	1,57,500
117	1	Pensakonda	27,362	Social Development/EC Specialist	Post Graduate	2	45,000	5,40,000	45,000	5,40,000	5,40,000	4,05,000	1,35,000	2,02,500
				MIS/Civil Engineer Specialist	Diploma		25,000	3,00,000	25,000	3,00,000	3,00,000	2,25,000	75,000	1,12,500

Handwritten signature

118	1	Kuppam (Major PTS)	21,963	Social Development/EC Specialist	Degree	2	35,000	4,20,000	35,000	4,20,000	4,20,000	3,15,000	1,05,000	1,57,500
				MIS/Civil Engineer Specialist	Post Graduate		45,000	5,40,000	45,000	5,40,000	5,40,000	4,05,000	1,35,000	2,02,500
119	1	Bethamcherla	38,994	Social Development/EC Specialist	Degree	2	32,500	3,90,000	32,500	3,90,000	3,90,000	2,92,500	97,500	1,46,250
				MIS/Civil Engineer Specialist	Post Graduate		40,000	5,40,000	45,000	5,40,000	5,40,000	4,05,000	1,35,000	2,02,500
120	1	Kamalapuram	29,623	MIS/Civil Engineer Specialist	Post Graduate	1	45,000	5,40,000	45,000	5,40,000	5,40,000	4,05,000	1,35,000	2,02,500
121	1	APCRDA	89,570	Social Development/HF Specialist	Post Graduate	3	45,000	5,40,000	45,000	5,40,000	5,40,000	4,05,000	1,35,000	2,02,500
				CB Specialist	Post Graduate		45,000	5,40,000	45,000	5,40,000	5,40,000	4,05,000	1,35,000	2,02,500
				MIS Specialist	Degree		35,000	4,20,000	35,000	4,20,000	4,20,000	3,15,000	1,05,000	1,57,500
Total	121	-	1,38,58,042	-	-	389	1,36,07,500	16,32,60,000	1,36,82,500	16,41,95,000	16,32,98,000	12,24,67,800	4,08,22,500	6,12,33,750 (Say Rs. 612.34 lakh)

Handwritten signature



GENERAL FINANCIAL RULES 2017
Ministry of Finance
Department of Expenditure

FORM GFR 12C

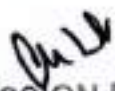
GFR 12 - C
[[See Rule 239]]


SI. No.	Letter No. and date	Amount	Description
1	N-11015/1/2018-HFA-III-UD (FTS-9034847) Dated.13-09-2022	6,49,01,000/-	Certified that an amount of Rs.9,32,17,838/- (Rupees Nine Crores Thirty Two Lakhs Seventeen Thousand Eight Hundred And Thirty Eight Only) have been utilised towards Administration of SLTC & CLTC in F.Y 2022-23 out of the released amount of Rs.8,65,35,000/- (Rupees Eight Crores sixty Five Lakhs Thirty Five Thousand Only) for which it was sanctioned and that the balance of Rs. Nil remaining unutilized.
2	State Matching Share @ 25%	2,16,34,000/-	
	Total	8,65,35,000/-	

2. Certified that I have satisfied myself that the conditions on which the grants-in-aid was sanctioned have been duly fulfilled/ are being fulfilled and that I have exercised the following checks to see that the money was actually utilized for the propose for which it was sanctioned. Kinds of checks exercised.

Kinds of checks exercised

1. SLTC CLTC Remuneration


MISSION DIRECTOR
PMAY-AHP (Urban) &
MANAGING DIRECTOR
APTIDCO, Vijayawada.


Special Chief Secretary
MA & UD Department
A.P. Secretariat, Velagapudi.

PS:

The UC shall disclose separately the actual expenditure incurred and loans and advances given to suppliers of stores and assets, to construction agencies and like in accordance with scheme guidelines and in furtherance to the scheme objectives, which do not constitute expenditure at the stage. These shall be treated as utilized grants but allowed to be carried forward.




GFR 12 - C
[[See Rule 239]]


SI. No.	Letter No. and date	Amount	Description
1	N-11015/1/2018/HFA-III-UD (FTS-9034847) Dated.13-09-2022	53,55,000/-	Certified that an amount of Rs.53,55,000/- (Rupees Fifty Three Lakhs Fifty Five Thousand Only) have been utilised towards Administration of SLTC & CLTC in F.Y 2021-22 out of the released amount of Rs.71,40,000/- (Rupees Seventy One Lakhs Forty Thousand Only) for which it was sanctioned and that the balance of Rs. Nil remaining unutilized.
2	State Matching Share @ 25%	17,85,000/-	
	Total	71,40,000/-	

2. Certified that I have satisfied myself that the conditions on which the grants-in-aid was sanctioned have been duly fulfilled/ are being fulfilled and that I have exercised the following checks to see that the money was actually utilized for the propose for which it was sanctioned. Kinds of checks exercised.

Kinds of checks exercised

1. SLTC CLTC Remuneration


MISSION DIRECTOR
PMAY-AHP (Urban) &
MANAGING DIRECTOR
APTIDCO, Vijayawada.


Special Chief Secretary
MA & UD Department
A.P. Secretariat, Velagapudi.

PS:

The UC shall disclose separately the actual expenditure incurred and loans and advances given to suppliers of stores and assets, to construction agencies and like in accordance with scheme guidelines and in furtherance to the scheme objectives, which do not constitute expenditure at the stage. These shall be treated as utilized grants but allowed to be carried forward.