

## Overall Sanctions for 1.09 crore Houses

### Construction of Houses (Nos in lakh)



Demand	Sanctioned	Grounded	Completed
112.2	109.0	70.2	41.1

### Expenditure of Central Assistance (₹ in Cr)



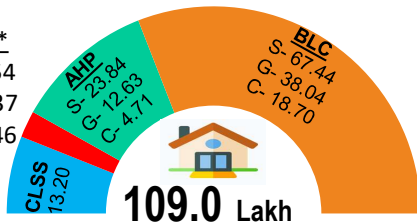
Committed	Released	Expenditure	UC Received
1,74,737	82,963	72,104	65,857

ISSR\*

S- 4.54

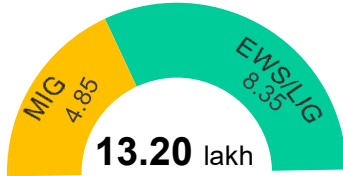
G- 6.37

C- 4.46

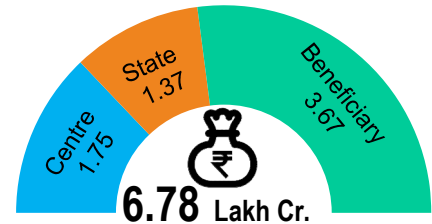


#### Houses in verticals (Nos in Lakh)

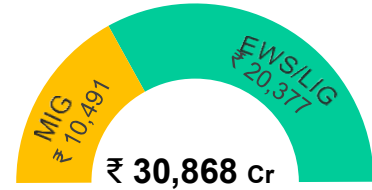
S- Sanctioned G- Grounded C- Completed



#### Beneficiaries under CLSS (in lakh)




#### Investment Approved (Rs in Lakh Cr.)



#### Interest Subsidy Released under CLSS (Rs in Cr.)

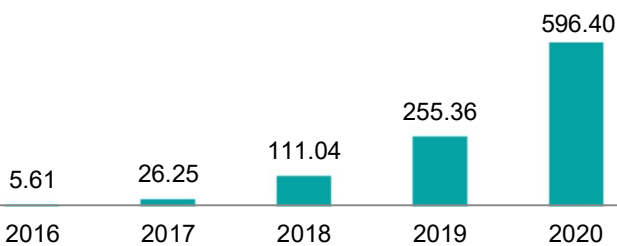
## 16 lakh houses are being constructed using New Technologies

### Generation of Employment

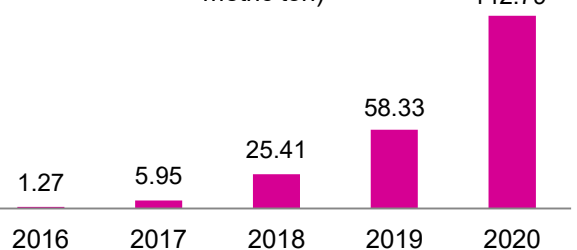


Details	Direct	Indirect	Total
Person days (Nos in Cr.)	164	427	591
Jobs (in lakh)	59	152	211

### Cement Consumption in Grounded houses (lakh metric ton)



### Steel Consumption in Grounded houses (lakh metric ton)



\* includes incomplete works of earlier NURM.