

# Pradhan Mantri Awas Yojana (PMAY-U)



**Proposal for 76 projects under Vertical III & IV**

**Presented to 38<sup>th</sup> CSMC meeting on 26.09.2018**



**Government of Tamil Nadu**

**SLNA - Tamil Nadu Slum Clearance Board**

## Progress of pmay (U)

Indicators	Current Status (No.)
▪ Cities Approved	666
▪ Demand Survey Completed	666
▪ Total Demand (as on 31.08.2017) (as per Demand Survey ,CSC and Online)	ISSR - 47,309 CLSS - 4,84,105 AHP - 3,41,832 BLC - 5,18,363 <span style="font-size: 2em; vertical-align: middle;">}</span> <span style="font-size: 1.5em; vertical-align: middle; color: red; margin-left: 10px;">13,91,609</span>
▪ Whether HFAPoA Submitted	HFAPoAs for 666 cities /Towns have been submitted to Gol .Approval awaited.
▪ Whether Annual Implementation Plan (AIP) Submitted	Submitted along with HFAPoAs
▪ Whether HFAPoA & AIP entered in MIS	In progress

## Projects Approved so far Under PMAY (U) - HFA

Rs.in Crore

Sl. No.	DESCRIPTION	AHP	BLC	Total
1.	No. of Projects	139	1881	<b>2020</b>
2.	Dwelling Units	71796	408622	<b>480418</b>
3.	Project Cost	7167.90	12369.77	<b>19537.67</b>
4.	Central Share	1076.93	6129.34	<b>7206.27</b>
5.	State Share	3629.87	2451.73	<b>6081.60</b>
6.	Institutional Share	430.08	0	<b>430.08</b>
7.	Beneficiaries Share	2031.02	3788.70	<b>5819.72</b>

Till 35<sup>th</sup> CSMC Meeting

# Year wise projects Approved

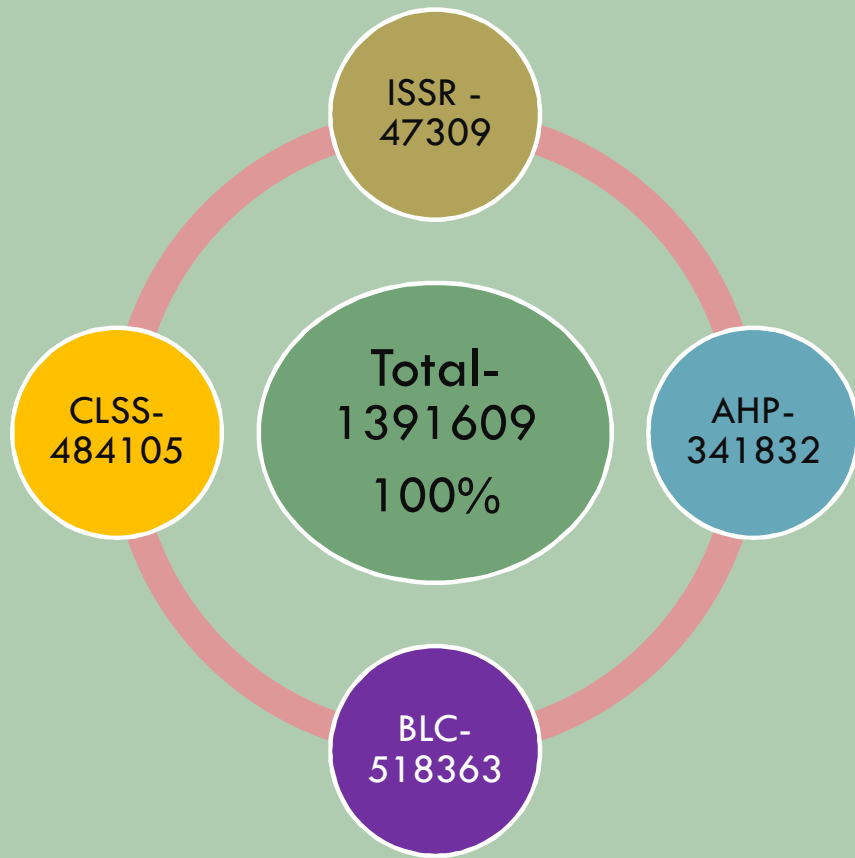
(Rs. in Lakhs)

Approved Financial Year	Vertical	No of Projects	No.of tenements / houses	Project cost	GOI Grant	GoTn Grant	Institutional share/TDR	Beneficiaries share
2015-2016	AHP	19	10228	81265.63	15342.00	35760.56	18555.43	11607.64
	BLC	178	23785	59893.3	35677.50	14271.00	0.00	9944.80
<b>Total</b>		<b>197</b>	<b>34013</b>	<b>141158.93</b>	<b>51019.5</b>	<b>50031.56</b>	<b>18555.43</b>	<b>21552.44</b>
2016-2017	AHP	8	9888	91188.63	14832	31084.98	5208.6	40063.05
	BLC	784	177791	550308.05	266686.5	106674.6	0	176946.95
<b>Total</b>		<b>792</b>	<b>187679</b>	<b>641496.68</b>	<b>281518.5</b>	<b>137759.58</b>	<b>5208.60</b>	<b>217010.00</b>
2017-2018	AHP	77	38605	396561.97	57907.50	217755.56	19244.00	101654.91
	BLC	716	164589	498386.20	246883.50	98753.40		152749.30
<b>Total</b>		<b>793</b>	<b>203194</b>	<b>894948.17</b>	<b>304791</b>	<b>316508.96</b>	<b>19244</b>	<b>254404.21</b>
2018-19 (Till June 18)	AHP	35	13075	147774.47	19612.50	78386.00		49775.97
	BLC	203	42457	128389.10	63685.50	25474.20		39229.40
<b>Total</b>		<b>238</b>	<b>55532</b>	<b>276163.57</b>	<b>83298</b>	<b>103860.20</b>	<b>0</b>	<b>89005.37</b>
<b>Over all</b>	<b>AHP</b>	<b>139</b>	<b>71796</b>	<b>716790.70</b>	<b>107694</b>	<b>362987.10</b>	<b>43008.03</b>	<b>203101.57</b>
	<b>BLC</b>	<b>1881</b>	<b>408622</b>	<b>1236976.65</b>	<b>612933.00</b>	<b>245173.20</b>	<b>0</b>	<b>378870.45</b>
<b>Grand Total</b>		<b>2020</b>	<b>480418</b>	<b>1953767.35</b>	<b>720627.00</b>	<b>608160.30</b>	<b>43008.03</b>	<b>581972.02</b>

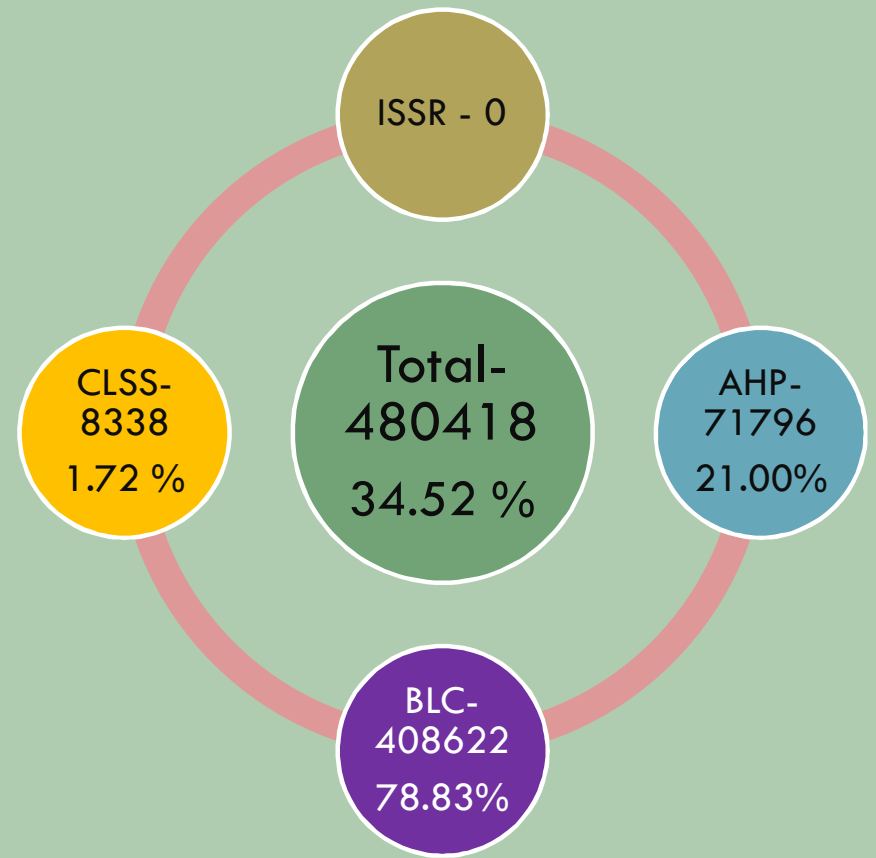
\*\*Tamil Nadu stands first in getting approval of dwelling units under BLC in the country.

# Demand Survey Vs Approval

## Demand Survey



## Units approved so far



# STATUS OF PROGRESS

## AHP PROJECTS

No. Of Projects approved	No. Of Units Approved	Completed	In Progress	Tenders Finalised	Tenders Called for	Tenders to be called for
139	71796	2308	35509	2116	3140	28723

## BLC PROJECTS

No. Of Projects	No. Of Units	Completed	In Progress	Non-started
1881	408622	51392	189783	167447

**Total Expenditure so far incurred : Rs. 3003.40 Cr**

**(AHP – Rs.1126.21 Cr & BLC –Rs.1877.19 Cr )**

## PROGRESS OF PMAY (U)

Indicators	Current Status																														
<ul style="list-style-type: none"> <li>▪ SLTC/CLTC staff approved vs. placed</li> </ul>	<ul style="list-style-type: none"> <li>▪ <b>CB plan for 2018 -19 submitted for sanction. CSMC's approval awaited</b></li> <li>▪ 10 Professionals under SLTC and 86 Professionals under CLTCs approved already for 2016-17.</li> <li>▪ 91 professionals (specialists) are recruited and posted at SLTC &amp; other CLTCs</li> <li>▪ 9 Specialists recruited under RAY Mission continue their services under HFA.</li> </ul>																														
<ul style="list-style-type: none"> <li>▪ Target of DUs for 2018-19</li> </ul>	<table border="1" style="width: 100%; border-collapse: collapse; text-align: center;"> <thead> <tr> <th style="text-align: left;">Vertical</th> <th>Target</th> <th>Achieved</th> <th>Now Proposed</th> <th>Balance to be Proposed</th> </tr> </thead> <tbody> <tr> <td>ISSR</td> <td>7309</td> <td>0</td> <td>0</td> <td>7309</td> </tr> <tr> <td>CLSS</td> <td>129356</td> <td>477</td> <td>0</td> <td>128879</td> </tr> <tr> <td>AHP</td> <td>53741</td> <td>13075</td> <td>12311</td> <td>28355</td> </tr> <tr> <td>BLC</td> <td>75198</td> <td>42457</td> <td>8483</td> <td>24258</td> </tr> <tr> <td><b>Total</b></td> <td><b>265604</b></td> <td><b>56009</b></td> <td><b>20794</b></td> <td><b>188801</b></td> </tr> </tbody> </table>	Vertical	Target	Achieved	Now Proposed	Balance to be Proposed	ISSR	7309	0	0	7309	CLSS	129356	477	0	128879	AHP	53741	13075	12311	28355	BLC	75198	42457	8483	24258	<b>Total</b>	<b>265604</b>	<b>56009</b>	<b>20794</b>	<b>188801</b>
Vertical	Target	Achieved	Now Proposed	Balance to be Proposed																											
ISSR	7309	0	0	7309																											
CLSS	129356	477	0	128879																											
AHP	53741	13075	12311	28355																											
BLC	75198	42457	8483	24258																											
<b>Total</b>	<b>265604</b>	<b>56009</b>	<b>20794</b>	<b>188801</b>																											
<ul style="list-style-type: none"> <li>▪ State Budgetary Provision for PMAY (U) in 2018-19</li> </ul>	Rs.2530.84 Crore																														

## INTERFACE WITH MIS

Indicators	Current Status (No.)		
▪ Survey	ULB	CSC	Online
Data Entered	7,19,396	8,86,080	2,31,424
Approved in PMAY MIS	7,19,396	4,29,427	88,903
▪ Projects approved:	2020 (AHP – 139, BLC - 1881)		
▪ Projects entered (7A/B/C/D)	2020 (AHP – 139, BLC - 1881)		
▪ DUs approved	<b>AHP</b>	<b>BLC</b>	<b>Total</b>
	71796	408622	480418
▪ Beneficiaries attached	17642 ( 24.60 %)	352580 ( 86.20 %)	370222 ( 77.06 %)
▪ Houses geo-tagged	As per MIS :2,01,409 As per Bhuvan :2,42,983 (59.46 %) ( 41,574 no of Units are yet to be moderated)		
▪ Total fund transferred through DBT	<b>Rs.1877.19 Cr</b>		
▪ National Electronic Funds Transfer (NEFT)	Yes		



# 1<sup>ST</sup> INSTALLMENT FUNDS YET TO BE RELEASED BY GoI

Rs in lakhs

CSMC/ Date	Vertical	No of Projects	No. of units	Project Cost	GoI share	1st Instalment of GoI (40%)		
						Sanctioned	Released	Due
10th / 22.07.16	IV ( BLC)	13	5965	17895.00	8947.50	3579.00	3265.20	313.80
21st / 24.04.17	IV ( BLC)	450	23288	72469.90	34932.00	13972.80	12871.80	1101.00
22nd / 29.05.17	IV ( BLC)	123	64192	194447.10	96288.00	38515.20	30832.20	7683.00
24th/ 24.07.17	IV ( BLC)	35	11561	34815.45	17341.50	6936.60	1378.20	5558.40
27th/ 30.10.17	IV ( BLC)	50	38876	116628.00	58314.00	23325.60	10909.80	12415.80
30th/ 07.02.18	IV ( BLC)	58	26672	80025.75	40008.00	16003.20	11628.60	4374.60
33rd/ 27.04.18	IV ( BLC)	130	23878	72394.10	35817.00	14326.80	0.00	14326.80
35th/ 25.06.18	IV ( BLC)	73	18579	55995.00	27868.50	11147.40	0.00	11147.40
	III (AHP)	19	4985	55497.46	7477.50	2991.00	0.00	2991.00
<b>Grand Total</b>		<b>951</b>	<b>217996</b>	<b>700167.76</b>	<b>326994.00</b>	<b>130797.60</b>	<b>70885.80</b>	<b>59911.80</b>

## Details of UCs submission

(Rs. In Lakhs)

Sl. No	Vertical	No of Projects	No. of units	Project cost	Gol Grant	Gol 1st installment Released	UC for 2 <sup>nd</sup> Installment		
							submitted	Sanctioned, yet to be released	To be sanctioned/ released
1	AHP	23	14676	119828.31	22014.00	8805.60	8805.60	2860.80	5944.80
2.	BLC	266	54309	152216.30	81463.50	32585.40	32585.40	6000.00	26585.40
Total		289	68985	272044.61	103477.50	41391.00	41391.00	8860.80	32530.20

## PROGRESS OF VERTICAL – II (CLSS)

Indicators	Current Status (No.)
Total Demand of CLSS	ULB : 4,84,105 CSC : 2,46,557 Online : 36920 <span style="font-size: 2em; vertical-align: middle;">}</span> <span style="font-size: 1.5em; vertical-align: middle; color: red; margin-left: 10px;">7,67,582</span>
Total no of Loans Sanctioned	8338 ( NHB – 8281, HUDCO -157 )
Loan Amount	Rs. 1681.87 Cr ( NHB – 1672.18 Cr , HUDCO – 9.69 Cr)
Disbursed Amount	Rs. 1175.26 Cr ( NHB – 1168.78 Cr , HUDCO – 6.48 Cr)
Subsidy Amount	Rs. 157.10 Cr ( NHB – 156.03 Cr , HUDCO – 1.07 Cr)

# BRIEF OF PROJECT PROPOSALS FOR 38<sup>TH</sup> CSMC

(Rs. Lakhs)

Verticals	AHP	BLC (New)	Total
No. of Projects	31	45	76
No. of DUs	12311	8483	20794
<b>Project Cost</b>	<b>111812.54</b>	<b>26952.80</b>	<b>138765.34</b>
<b>Central Share</b>	<b>18466.50</b>	<b>12724.50</b>	<b>31191.00</b>
State Share	73866.00	5089.80	78955.80
Beneficiary Share	19480.04	9138.50	28618.54

Verticals	Unit Cost	Central Share	State Share	Beneficiary Share /Cross Subsidy	Completion Time
AHP	8.35 – 13.61	1.50	6.00	2.35 - 5.61	2 years
BLC	3.00 -5.00	1.50	0.60	0.90 – 2.90	1 years

## BRIEF OF PROJECT PROPOSALS


<b>Checklist</b>	<b>Status (Y/N)</b>
▪Layout plan(as per NBC norms) Attached	Yes
▪SLAC/SLSMC approval/Minutes submitted	Yes
▪Land title status (encumbrance free)	Yes
▪Beneficiary list (BLC) submitted	Yes
▪No. of Beneficiaries with Aadhar ID	20794 (100%)
▪No. of Beneficiaries with other Unique ID	Nil
▪No. of Aadhar seeded Bank accounts	Yet to be ascertained
▪Status of physical & social infrastructure	Already existing in BLC projects and are proposed in AHP projects.
▪Implementation plan/Completion period	12 months for BLC, 2 years for AHP
▪Beneficiary consent sought	Yes

# State Requirement

- The balance fund to be released by GOI towards 1<sup>st</sup> instalment;  
Under BLC :Rs. 56920.80 lakh  
Under AHP:Rs. 2991.00 lakh  
**Total :Rs. 59911.80 lakh**
- 2<sup>nd</sup> instalment sanctioned and to be released : **Rs.8860.80 lakh**
- Approval of Annual Capacity Building Plan for the year 2018-19
- Approval for **“Beneficiaries modification request “** for 2200 no. of beneficiaries approved in 32 BLC projects.

**Glimpse of Photographs of  
Completed Houses Under  
BLC in Tamil Nadu**

# COIMBATORE





# COIMBATORE



# Colachel



# Kuzhithurai



## Padmanabhapuram



# Aruppukottai



**Glimpse of Progress**  
**Photographs of AHP in**  
**Tamil Nadu**



**KOVAIPUDUR - Coimbatore**  
AHP Projects



# Sambathottam- Nagapattinam

## AHP Projects







**THIRU.VI.KA NAGAR -**  
**Coimbatore**  
**AHP Projects**



**Indira Gandhi Kuppam -  
Chennai  
AHP Projects**



# Dhobikana – Chennai

## AHP Projects





**VEERAPANDI- Tiruppur**  
AHP Projects





## POONGA NAGAR – MADURAI AHP Projects



# **Kottagoundampatty -Salem**

## **AHP Projects**



# Namakkal –Phase III

## AHP Projects



# Namakkal – Nagarajapuram

## AHP Project





# Nagamangalam MGR Nagar -Trichy

## AHP Projects



# Pillayarpati-Thanjavur

## AHP Projects



**KULAVAIMEDU- VELLORE**  
**AHP Project**



# Dhobikana - Vellore

## AHP Projects



# Pattinamkathan - Ramanathapuram

## AHP Projects



# Namakkal –Phase IV

## AHP Projects





**BHARATHI NAGAR**  
**- Tiruppur**  
**AHP Projects**




# **JAYA NAGAR - Tiruppur**

## **AHP Projects**





# Kilkathirpur – Kancheepuram AHP Projects



# Vannarapettai-Trichy

## AHP Projects



# Manali New Town – Chennai

## AHP Projects



# KP Park – Chennai

## AHP Projects



# Thailavaram – Maraimalai Nagar

## AHP Projects



# Rajakkur – Madurai

## AHP Project



# Nehru Nagar Thoranakkapatty – Karur AHP Project

Construction of 640 tenements at Nehru Nagar - Thoranakkalpatty Village of Karur Municipality under PMAY - HFA.




Construction of 640 tenements at Nehru Nagar - Thoranakkalpatty of Karur Municipality under PMAY - HFA.



## Sanapiratty– Karur AHP Project

Construction of 192 tenements at Sanapiratty in Karur Municipality under PMAY - HFA.



Construction of 192 tenements at Sanapiratty in Municipality under PMAY - HFA.





# Moolakothalam – Chennai

## AHP Project



# **Nalla Thanneer Odai (NTO) Kuppam, Chennai**

**AHP Project using Pre – Fab Technology**





**THANK YOU**