

Central Sanctioning & Monitoring Committee (CSMC)



**Local Self Government Department
Government of Rajasthan**

45th CSMC, Dated: 25 July, 2019

**Rajasthan Urban Drinking Water Sewerage and Infrastructure
Corporation Limited (RUDSICO)**

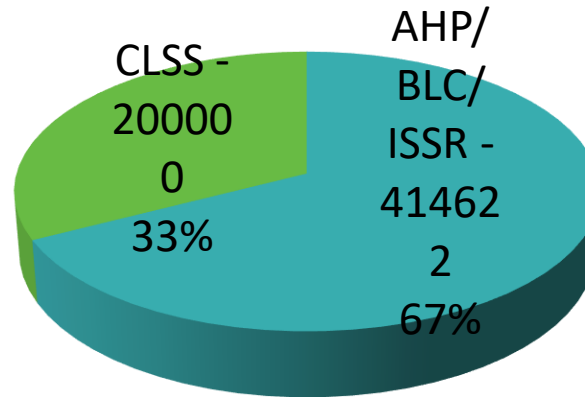


❖ Estimated demand as per validated and projected survey	6.14 lac
- Demand under AHP, BLC & ISSR (Nos)	4.14 lac
- Demand under CLSS (Nos)	2.00 lac
❖ Total No. of ULB's	183
❖ Demand Survey Completed (No. of ULBs)	176
❖ Demand Survey under progress (No. of ULBs)	07
❖ Validation Completed (No. of ULBs)	164
❖ Validated demand	359488
❖ Demand Survey to be validated by ULBs (No. of ULBs)	19

Progress of PMAY (Urban)- Rajasthan

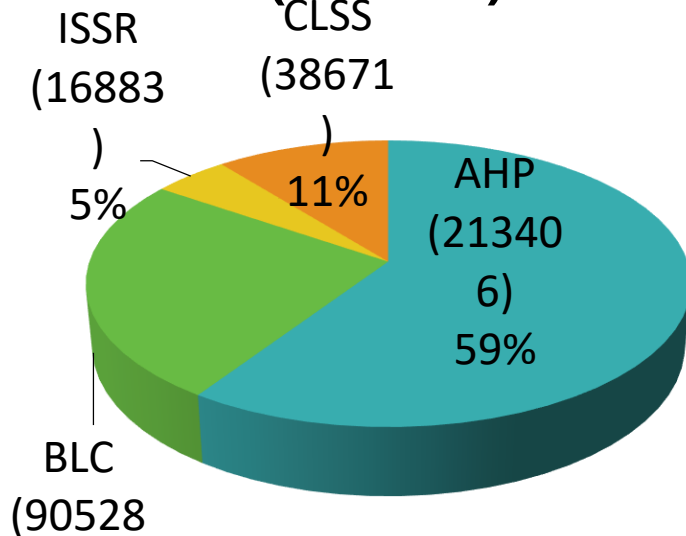


State Target (614622)



Validated Demand

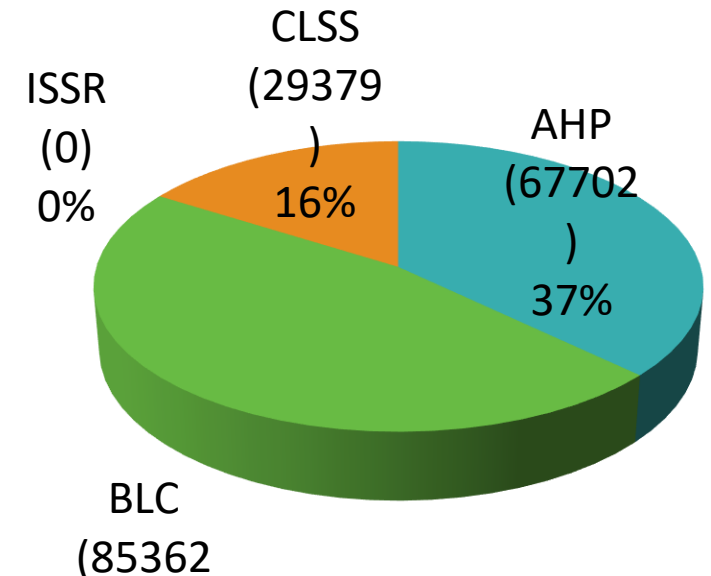
(359488)



* 164 ULBs validated demand

Sanctioned Demand

(182443)



Physical Progress of Projects Sanctioned by CSMC (Against target of 414622)



Sanctioned Projects	87AHP 231 BLC (N+E)	Total 318
Sanctioned Houses	EWS (AHP) – 45951 LIG (AHP) – 21751 EWS BLC (N+E)-85362	Total 153064
Under Progress Projects	AHP-46, BLC (N)-2	Total 48
Under Progress Houses	EWS- 26470 LIG- 11165 EWS BLC (N)- 171	Total 37,635
Projects to be Started	AHP-41 BLC (N+E)-229	Total 270
Houses to be Started	EWS (AHP) – 19616 LIG (AHP) – 10586 EWS BLC (N+E)-85227	Total 115429

Financial Progress of Projects Sanctioned by Central Sanctioning & Monitoring Committee (CSMC)



S.No.	Particulars	AHP Projects	BLC (N+E) Projects
1.	Project cost	Rs. 3943.58 Cr.	Rs. 3336.52 Cr.
2.	Central Assistance Sanctioned	Rs. 689.27 Cr.	Rs. 1280.25 Cr.
3.	Central Assistance Released	Rs. 172.02 Cr.	Rs. 1.08 Cr.
4.	UC Sent to MoHUA, GoI	Rs. 87.54 Cr.	Rs. 00.81 Cr.

Physical Progress of Rajiv Awas Yojana (RAY) (27 Projects)



Project Cost	DU's Sanctioned	Construction Completed	DU's in Progress	Allotted DUs	Occupied DU's
1078.80 Cr.	21908	12841	1612	9562	7657

Financial Progress of Rajiv Awas Yojana (RAY)

SR	Particulars	Amount
1.	Total Project cost	Rs. 903.54 Cr.
2.	Central Assistance Sanctioned	Rs. 442.81 Cr.
3.	Central Assistance Released	Rs. 275.46 Cr.
5.	UC Sent to MoHUA, GoI	Rs. 192.46 Cr.

New Proposals



BLC (N) - 04, BLC (E) - 13

New Proposals



Vertical	No. of Projects	EWS Houses	Project Cost (In Lac.)	Central Assistance (In Lac)
BLC-N	4	3558	15450.86	5337.00
BLC-E	13	1389	4574.62	2083.50
TOTAL	17	4947	20025.48	7420.50

04 Projects for Approval under BLC New Vertical



S. No.	Name of City	EWS Houses	Project Cost (in Lac.)	Central Assistance (Rs. 1.5 Lac)
1	Jaipur (PA./DA)	3468	15085.80	5202.00
2	Pratapgarh	55	215.25	82.50
3	Tonk	16	84.68	24.00
4	Keshoraipatan	19	65.13	28.50
TOTAL		3558	15450.86	5337.00

13 Projects for Approval under BLC Enhancement Vertical



S. No.	Name of City	EWS Houses	Project Cost (in Lac.)	Central Assistance (Max up to Rs. 1.5 Lac)
1	Antah	63	209.87	94.50
2	Chhabra	199	685.60	298.50
3	Indragarh	47	140.90	70.50
4	Kaithoon	125	420.82	187.50
5	Kapren	129	442.21	193.50
6	Lakheri	95	312.05	142.50
7	Mangrole	21	66.73	31.50

13 Projects for Approval under BLC Enhancement Vertical



S. No.	Name of City	EWS Houses	Project Cost (in Lac.)	Central Assistance (Rs. 1.5 Lac)
8	Nainwa	580	1886.62	870.00
9	Pirawa	16	51.84	24.00
10	Ramganj Mandi	70	232.30	105.00
11	Tonk	13	36.84	19.50
12	Bhawani Mandi	18	58.32	27.00
13	Pratapgarh	13	30.52	19.50
Total		1389	4574.62	2083.50

Glimpses of AHP Projects Completed




Bahdana Scheme (Kota)



Mohanlal Sukhadiya Scheme (Kota)



Anganwa Scheme (Jodhpur)



Bedwas Scheme (Udaipur)

Glimpses of AHP Projects under progress



Thank
You!

