



- Odisha Urban Housing Mission

126 Projects for approval under BLC vertical

Presented to 41st CSMC , MoHUA, New Delhi on 27th Dec. 2018

by

Dr. Suresh Chandra Dalai, IAS
Mission Director

Housing and Urban Development Department
Government of Odisha



@AWAAS.OUHM



@OUHMAWAAS



ouhmodisha@gmail.com

Progress of PMAY (U)

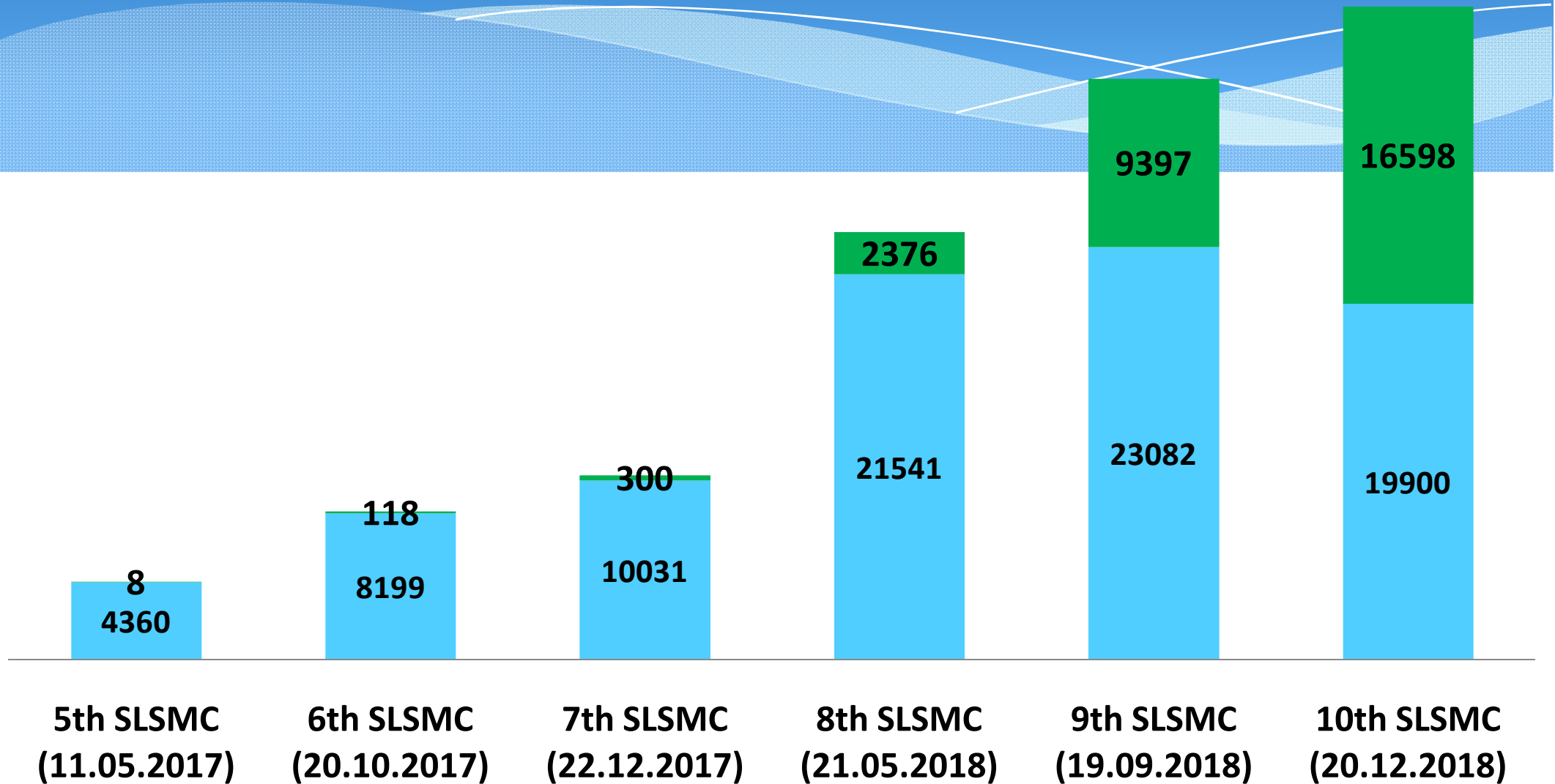
Indicators	Current Status
▪ Cities Approved/Projects under BLC-PMAY	112/276
▪ Demand Survey	Completed in 56 ULBs out of 112
▪ Housing shortage found	1.13 Lakh
▪ Whether HFAPoA Submitted	Yes
▪ Whether TPQMA Report Submitted	Yes
▪ Whether AIP Submitted	Submitted along with HFAPoA
▪ SLTC/CLTC staffs approved vs. placed	SLTC- 2/6, CLTC- 72/72
▪ Target of DUs in 2019 -20 under PMAY	1,57,566
▪ State Budgetary Provision for PMAY (U) in 2019 - 20	503 Crore

Physical Progress of PMAY (U)

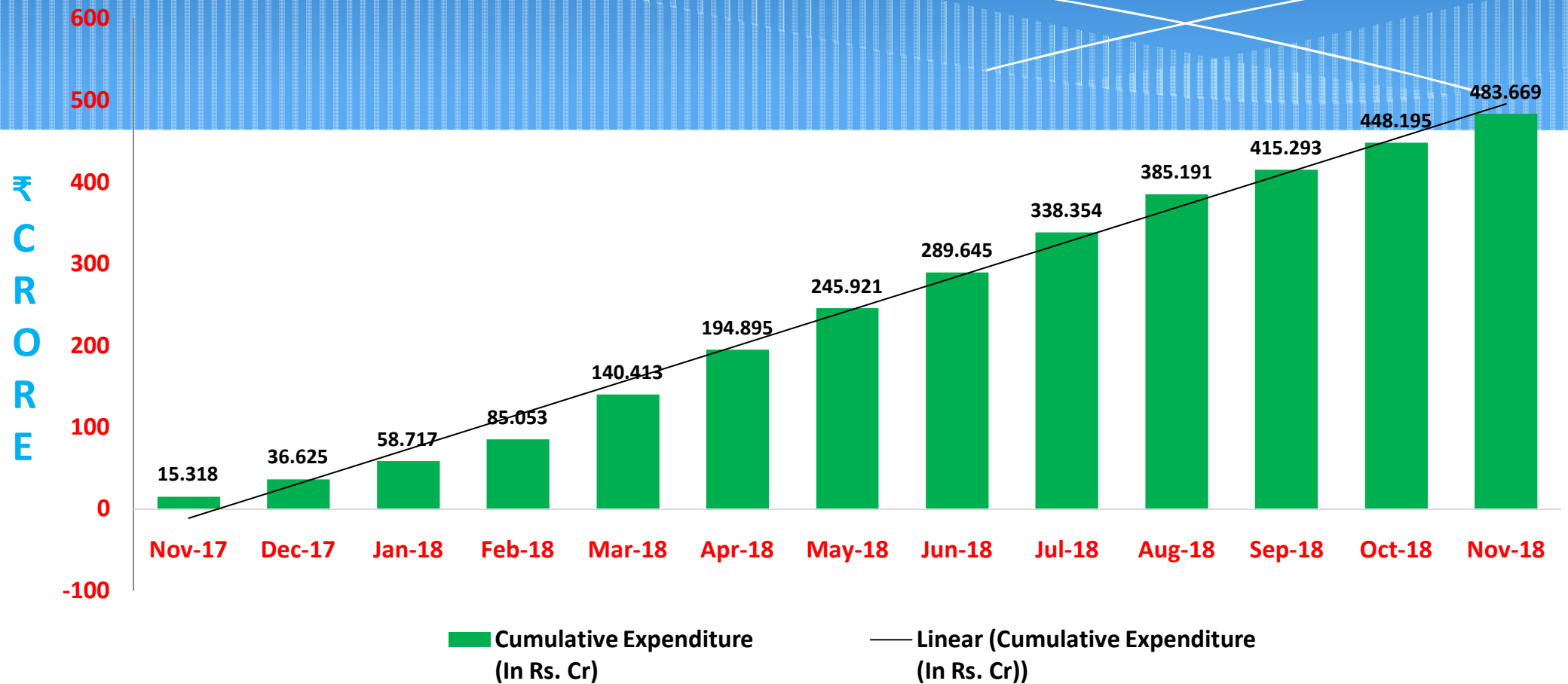
Verticals	Houses Approved	Work order Issued	Work Order Cancelled	Under Progress	Completed
ISSR	7,300	2,500			
AHP	12,010	5,262	5,548		
CLSS	Total no. of beneficiaries Covered- 1283				
BLC (New)	72,542	47,884	15,467	19,900	16,598
Total	91,852	55,646	21,015	19,900	16,598

Physical Progress under BLC-PMAY

■ Under Progress ■ Completed



Cumulative Expenditure under BLC-PMAY



Phase-wise Beneficiary-Led-Construction Progress at a Glance

Phase	No of Cities / Projects	DUs sanctioned	WO Issued	Under Progress	Completed
Phase - I	40/41	23,843	11,133	4449	5753
Phase - II	22/22	2,115	1,707	581	1056
Phase - III	26/26	2,836	2,472	689	1680
Phase - IV	87/88	20,345	17,856	9019	7100
Phase - V	26/27	5,133	4,432	2792	942
Phase - VI	23/23	4,849	4,281	2162	67
Phase-VII	49/49	13,421	6,003	118	0
TOTAL	112/276	72,542	47,884	19,900	16,598

ABSTRACT OF THE PROPOSED PROJECT UNDER BLC-PMAY

No of ULBs/ Projects	88/ 126
Total EWS Houses proposed	21,894 Nos
GoI Grant @1.50 lakhs per unit	32,841.00 lakhs
State Share @ 50,000 per unit	10,947.00 lakhs
ULB Share	690.74 lakhs
Beneficiary Share	22060.11 Lakhs
Total Project Cost	66538.85 Lakhs
Layout plan(as per NBC norms)	Yes
SLAC/SLSMC approval/Minutes submitted	Yes, SLAC on 19.12.2018, SLSMC on 20.12.2018
Land title status (encumbrance free)	Yes
Beneficiary list (BLC) submitted	Yes

DPRs under BLC-PMAY submitted for Approval of SLSCM

Sl No.	District	City	Total Project Cost	No. of EWS Houses	GoI Grant	State Share	Beneficiary Share
1	Angul	Athmallik	547.20	228	342.00	114.00	91.20
2	Balasore	Balasore	363.00	121	181.50	60.50	121.00
3	Balasore	Balesore	732.00	244	366.00	122.00	244.00
4	Balasore	Jaleswar	387.00	129	193.50	64.50	129.00
5	Balasore	Jaleswar	177.00	59	88.50	29.50	59.00
6	Balasore	Nilgiri	504.00	168	252.00	84.00	168.00
7	Balasore	Soro	657.00	219	328.50	109.50	219.00
8	Baragarh	Attabita	70.80	20	30.00	10.00	30.80
9	Bargarh	Attabira	102.66	29	43.50	14.50	44.66
10	Bargarh	Bargarh	1197.15	345	517.50	172.50	507.15
11	Bargarh	Bargarh	201.26	58	87.00	29.00	85.26
12	Bargarh	Barpali	18.00	6	9.00	3.00	6.00
13	Bargarh	Padampur	301.60	116	174.00	58.00	69.60

DPRs under BLC-PMAY submitted for Approval of SLSCM

SI No.	District	City	Total Project Cost	No. of EWS Houses	Gol Grant	State Share	Beneficiary Share
14	Bhadrak	Basudevpur	252.00	84	126.00	42.00	84.00
15	Bhadrak	Bhadrak	111.00	37	55.50	18.50	37.00
16	Bhadrak	Chandbali	402.00	134	201.00	67.00	134.00
17	Bhadrak	Chandbali	171.00	57	85.50	28.50	57.00
18	Bhadrak	Dhamnagar	618.00	206	309.00	103.00	206.00
19	Bhadrak	Dhamnagar	558.00	186	279.00	93.00	186.00
20	Bolangir	Bolangir	102.00	34	51.00	17.00	34.00
21	Bolangir	Kantabanji	75.00	25	37.50	12.50	25.00
22	Bolangir	Kantabanji	93.00	31	46.50	15.50	31.00
23	Bolangir	Patnagarh	150.23	51	76.50	25.50	48.23
24	Bolangir	Tusura	90.00	30	45.00	15.00	30.00
25	Boudh	Boudhgarh	147.00	49	73.50	24.50	49.00
26	Boudh	Boudhgarh	75.00	25	37.50	12.50	25.00

DPRs under BLC-PMAY submitted for Approval of SLSMC

Sl No.	District	City	Total Project Cost	No. of EWS Houses	Gol Grant	State Share	Beneficiary Share
27	Boudh	Boudhgarh	648.00	216	324.00	108.00	216.00
28	Cuttack	Athagarh	669.00	223	334.50	111.50	223.00
29	Cuttack	Choudwar	273.00	91	136.50	45.50	91.00
30	Cuttack	Cuttack	2565.00	855	1282.50	427.50	855.00
31	Deogarh	Deogarh	112.35	35	52.50	17.50	42.35
32	Deogarh	Deogarh	240.75	75	112.50	37.50	90.75
33	Dhenkanal	Bhuban	18.00	6	9.00	3.00	6.00
34	Dhenkanal	Bhuban	1071.00	357	535.50	178.50	357.00
35	Dhenkanal	Bhuban	198.00	66	99.00	33.00	66.00
36	Dhenkanal	Dhenkanal	741.00	247	370.50	123.50	247.00
37	Dhenkanal	Dhenknal	2514.00	838	1257.00	419.00	838.00
38	Dhenkanal	Hindol	387.00	129	193.50	64.50	129.00
39	Dhenkanal	Hindol	174.00	58	87.00	29.00	58.00

DPRs under BLC-PMAY submitted for Approval of SLSCM

Sl No.	District	City	Total Project Cost	No. of EWS Houses	GoI Grant	State Share	Beneficiary Share
40	Dhenkanal	Kamakhya Nagar	60.00	20	30.00	10.00	20.00
41	Dhenkanal	Kamakhyanagar	600.00	200	300.00	100.00	200.00
42	Gangam	Chatrapur	78.00	26	39.00	13.00	26.00
43	Ganjam	Aska	234.00	78	117.00	39.00	78.00
44	Ganjam	Aska	123.00	41	61.50	20.50	41.00
45	Ganjam	Bellaguntha	594.00	198	297.00	99.00	198.00
46	Ganjam	Bellaguntha	33.00	11	16.50	5.50	11.00
47	Ganjam	Bellaguntha	48.00	16	24.00	8.00	16.00
48	Ganjam	Bhanjanagar	171.00	57	85.50	28.50	57.00
49	Ganjam	Bhanjanagar	123.00	41	61.50	20.50	41.00
50	Ganjam	Buguda	534.00	178	267.00	89.00	178.00
51	Ganjam	Buguda	156.00	52	78.00	26.00	52.00
52	Ganjam	Chatrapur	24.00	8	12.00	4.00	8.00

DPRs under BLC-PMAY submitted for Approval of SLSCM

Sl No.	District	City	Total Project Cost	No. of EWS Houses	GoI Grant	State Share	Beneficiary Share
53	Ganjam	Chikiti	51.00	17	25.50	8.50	17.00
54	Ganjam	Digapahandi	144.00	48	72.00	24.00	48.00
55	Ganjam	Ganjam	114.00	38	57.00	19.00	38.00
56	Ganjam	Ganjam	123.00	41	61.50	20.50	41.00
57	Ganjam	Gopalpur	231.00	77	115.50	38.50	77.00
58	Ganjam	Gopalpur	144.00	48	72.00	24.00	48.00
59	Ganjam	Hinjilicut	447.00	149	223.50	74.50	149.00
60	Ganjam	Kabisurya Nagar	333.00	111	166.50	55.50	111.00
61	Ganjam	Kabisuryanagar	237.00	79	118.50	39.50	79.00
62	Ganjam	Khallikote	210.00	70	105.00	35.00	70.00
63	Ganjam	Kodala	309.00	103	154.50	51.50	103.00
64	Ganjam	Kodala	48.00	16	24.00	8.00	16.00
65	Ganjam	Purushottampur	69.00	23	34.50	11.50	23.00

DPRs under BLC-PMAY submitted for Approval of SLSCM

SI No.	District	City	Total Project Cost	No. of EWS Houses	GoI Grant	State Share	Beneficiary Share
66	Ganjam	Purusottampur	201.00	67	100.50	33.50	67.00
67	Ganjam	Rambha	231.00	77	115.50	38.50	77.00
68	Ganjam	Rambha	36.000	12	18.00	6.00	12.00
69	Ganjam	Rambha	45.00	15	22.50	7.50	15.00
70	Ganjam	Sorada	153.00	51	76.50	25.50	51.00
71	Ganjam	Surada	213.00	71	106.50	35.50	71.00
72	Jagatsinghpur	Jagatsingpur	546.00	182	273.00	91.00	182.00
73	Jajpur	Vyasanagar	56.90	19	28.50	9.50	18.90
74	Jatsinghpur	Jagatsingpur	1206.00	402	603.00	201.00	402.00
75	Jharsuguda	Belpahar	771.00	257	385.50	128.50	257.00
76	Jharsuguda	Jharsuguda	1950.00	650	975.00	325.00	650.00
77	Jharsuguda	Jharsuguda	732.00	244	366.00	122.00	244.00
78	Kalahandi	Bhawanipatna	566.15	169	253.50	84.50	228.15

DPRs under BLC-PMAY submitted for Approval of SLSCM

SI No.	District	City	Total Project Cost	No. of EWS Houses	GoI Grant	State Share	Beneficiary Share
79	Kalahandi	Dharamgarh	48.00	16	24.00	8.00	16.00
80	Kalahandi	Junagarh	504.00	168	252.00	84.00	168.00
81	Kalahandi	Junagarh	165.00	55	82.50	27.50	55.00
82	Kalahandi	Kesinga	1227.00	409	613.50	204.50	409.00
83	Kalahandi	Kesinga	57.00	19	28.50	9.50	19.00
84	Kandhamal	Baliguda	316.20	102	153.00	51.00	112.20
85	Kandhamal	Phulbani	544.68	178	267.00	89.00	188.68
86	Kendrapara	Kendrapada	185.02	58	87.00	29.00	69.02
87	Kendrapara	Pattamundai	79.75	25	37.50	12.50	29.75
88	Keonjha	Champua	1777.86	581	871.50	290.50	615.86
89	Keonjhar	Anandapur	2557.44	888	1332.00	444.00	781.44
90	Keonjhar	Barbil	69.00	23	34.50	11.50	23.00
91	Keonjhar	Joda	416.48	137	205.50	68.50	142.48

DPRs under BLC-PMAY submitted for Approval of SLSCMC

Sl No.	District	City	Total Project Cost	No. of EWS Houses	GoI Grant	State Share	Beneficiary Share
92	Keonjhar	Keonjhargarh	115.20	40	60.00	20.00	35.20
93	Khurda	Balugaon	234.00	78	117.00	39.00	78.00
94	Khurda	Banpur	810.00	270	405.00	135.00	270.00
95	Khurda	Bhubaneswar	564.00	188	282.00	94.00	188.00
96	Khurda	Khurda	381.00	127	190.50	63.50	127.00
97	Khurda	Jatni	180.00	60	90.00	30.00	60.00
98	Koraput	Jeypore	636.00	212	318.00	106.00	212.00
99	Koraput	Koraput	72.00	24	36.00	12.00	24.00
100	Koraput	Kotpad	459.00	153	229.50	76.50	153.00
101	Malkangiri	Malkangiri	372.00	93	139.50	46.50	186.00
102	Mayurbhanj	Baripada	678.00	226	339.00	113.00	226.00
103	Mayurbhanj	Karanjia	423.00	141	211.50	70.50	141.00
104	Mayurbhanj	Rairangpur	855.00	285	427.50	142.50	285.00

DPRs under BLC-PMAY submitted for Approval of SLSCM

Sl No.	District	City	Total Project Cost	No. of EWS Houses	GoI Grant	State Share	Beneficiary Share
105	Mayurbhanj	Udala	189.00	63	94.50	31.50	63.00
106	Nayagarh	Daspalla	1977.00	659	988.50	329.50	659.00
107	Nuapada	Khariar	2022.00	674	1011.00	337.00	674.00
108	Nuapada	Khariar Road	1355.03	435	652.50	217.50	485.03
109	Nuapada	Khariar Road	318.34	96	144.00	48.00	107.04
110	Nuapada	Nuapada	2605.70	710	1065.00	355.00	639.00
111	Nuapada	Nuapada	594.54	162	243.00	81.00	145.80
112	Puri	Puri	636.00	212	318.00	106.00	212.00
113	Puri	Puri	4335.00	1445	2167.50	722.50	1445.00
114	Rayagada	Rayagada	798.00	266	399.00	133.00	266.00
115	Sambalpur	Kuchinda	180.00	60	90.00	30.00	60.00
116	Sambalpur	Redhakhhol	513.00	171	256.50	85.50	171.00
117	Sambalpur	Sambalpur	2370.00	790	1185.00	395.00	790.00

DPRs under BLC-PMAY submitted for Approval of SLSCM

Sl No.	District	City	Total Project Cost	No. of EWS Houses	GoI Grant	State Share	Beneficiary Share
118	Subarnapur	Binka	648.29	241	361.50	120.50	166.29
119	Subarnapur	Sonpur	783.00	261	391.50	130.50	261.00
120	Subarnapur	Tarbha	860.70	302	453.00	151.00	256.70
121	Sundargarh	Biramitrapur	126.00	42	63.00	21.00	42.00
122	Sundargarh	Rajgangpur	878.80	260	390.00	130.00	358.80
123	Sundargarh	Rajgangpur	392.080	116	174.00	58.00	160.08
124	Sundargarh	Rourkela	193.70	65	97.50	32.50	63.70
125	Sundargarh	Sundargarh	1020.00	340	510.00	170.00	340.00
126	Sundargarh	Sundargarh	357.00	119	178.50	59.50	119.00
		TOTAL	66538.85	21894	32841.00	10947.00	22060.11

Abstract of HFAPoAs Submitted by the Agency

Name of the Agency		Choice Consultancy Service Pvt. Ltd.	Stesalit System Ltd.	Vision EIS Pvt. Ltd.
No of ULBs		41	07	08
Vertical	ISSR	76447	835	4517
	AHP	10141	1951	2483
	BLC –NC	5294	590	3890
	BLC – E	535	124	0
	SLUM BLC	5765	0	0
Total		98182	3500	10890
As per SECC-2011		95810	8332	10651

Abstract of TPQMA Submitted by the Agency

Name of the Agency	M/s Arkitechno Consultants (India) Pvt. Ltd.
No. of ULBs Visited	62
No. of Visits Made For Projects Under PMAY/RAY	117/10 Total: 127
Remedial Measures Suggested By TPQMA	No remedial measures suggested which requires rectification of defects. No violation of guidelines pointed out.

Interface with MIS

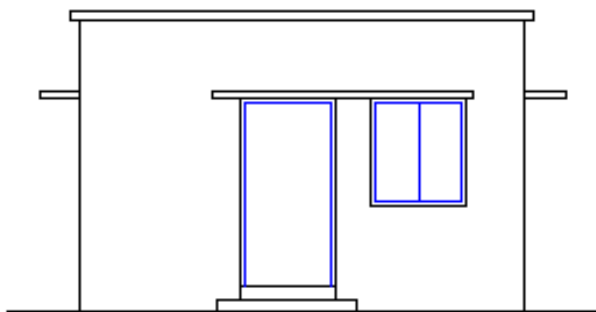
Indicators	Current Status (No.)
▪ Survey entry made	57,516
▪ Projects approved:	283 (BLC-276, ISSR-3, AHP-4)
▪ Projects entered (7A/B/C/D)	276
▪ DUs approved under BLC	72,542
▪ Beneficiaries attached	56,481
▪ Houses geo-tagged	40,164
▪ Total fund transferred	578.68 Crore
▪ National Electronic Funds Transfer (NEFT)	76.30
▪ PFMS/ DBT	502.38 Crore
▪ Aadhar Payment Bridge (APB)	

ACA to be released

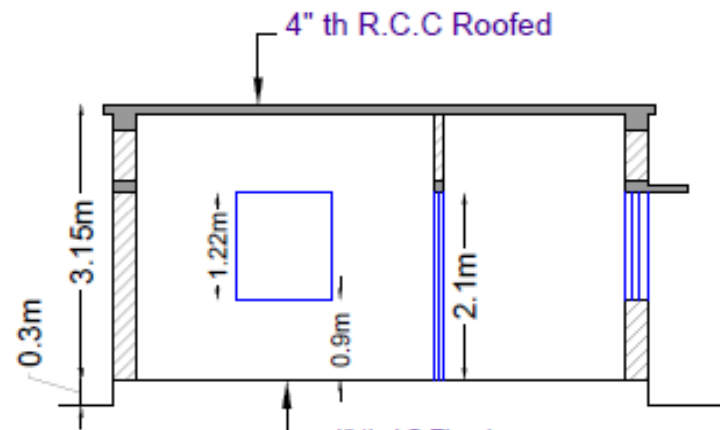
Rs. in Lakh

SI No	CSMC No	No of Projects / DUs	Project Cost	ACA Committed	ACA Released (1st Instalment)	ACA Released (2nd Instalment)	ACA due against 1st Instalment
1	10th	41 / 23843	73765.10	35764.50	14305.80	0.00	21458.70
2	20th	22 / 2115	6373.00	3172.50	1269.00	559.80	1903.50
3	22nd	26 / 2836	8439.45	4254.00	1289.22	1303.80	2964.78
4	27th	88 / 20345	61124.25	30517.50	10317.00	10317.00	20200.50
5	30th	27 / 5133	15640.29	7699.50	2727.00	0.00	4972.50
6	34 th	23 / 4849	14588.16	7273.50	2195.00	0.00	5078.50
7	38 th	49 / 13421	39971.25	20131.50	0.00	0.00	20131.50
TOTAL		276/72,542	219901.50	108813.00	32103.02	12180.60	76709.98

Structural Design

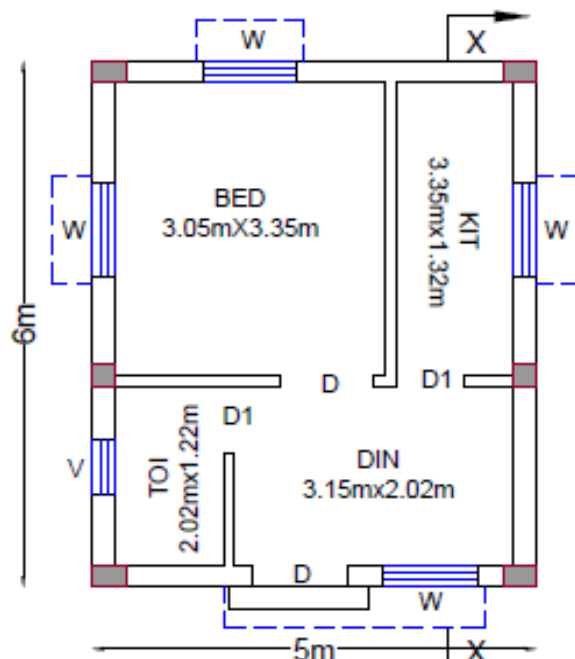


ELEVATION

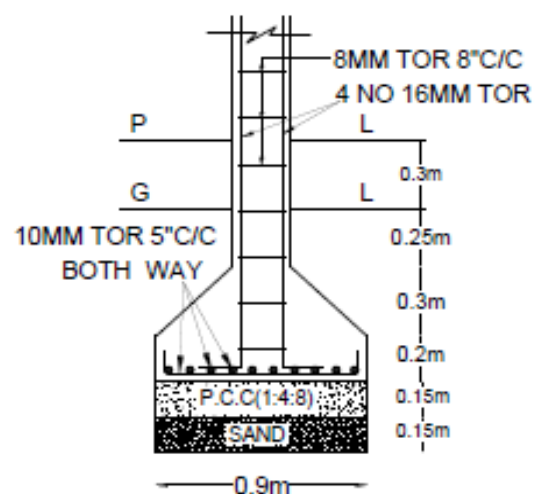


SECTION ON XX

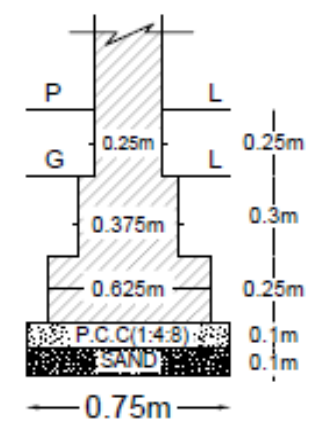
- D- 1.05m x 2.1m
- D1- 0.75m x 2.1m
- W- 1.05m x 1.22m
- V- 0.625m x 0.625m



PLAN

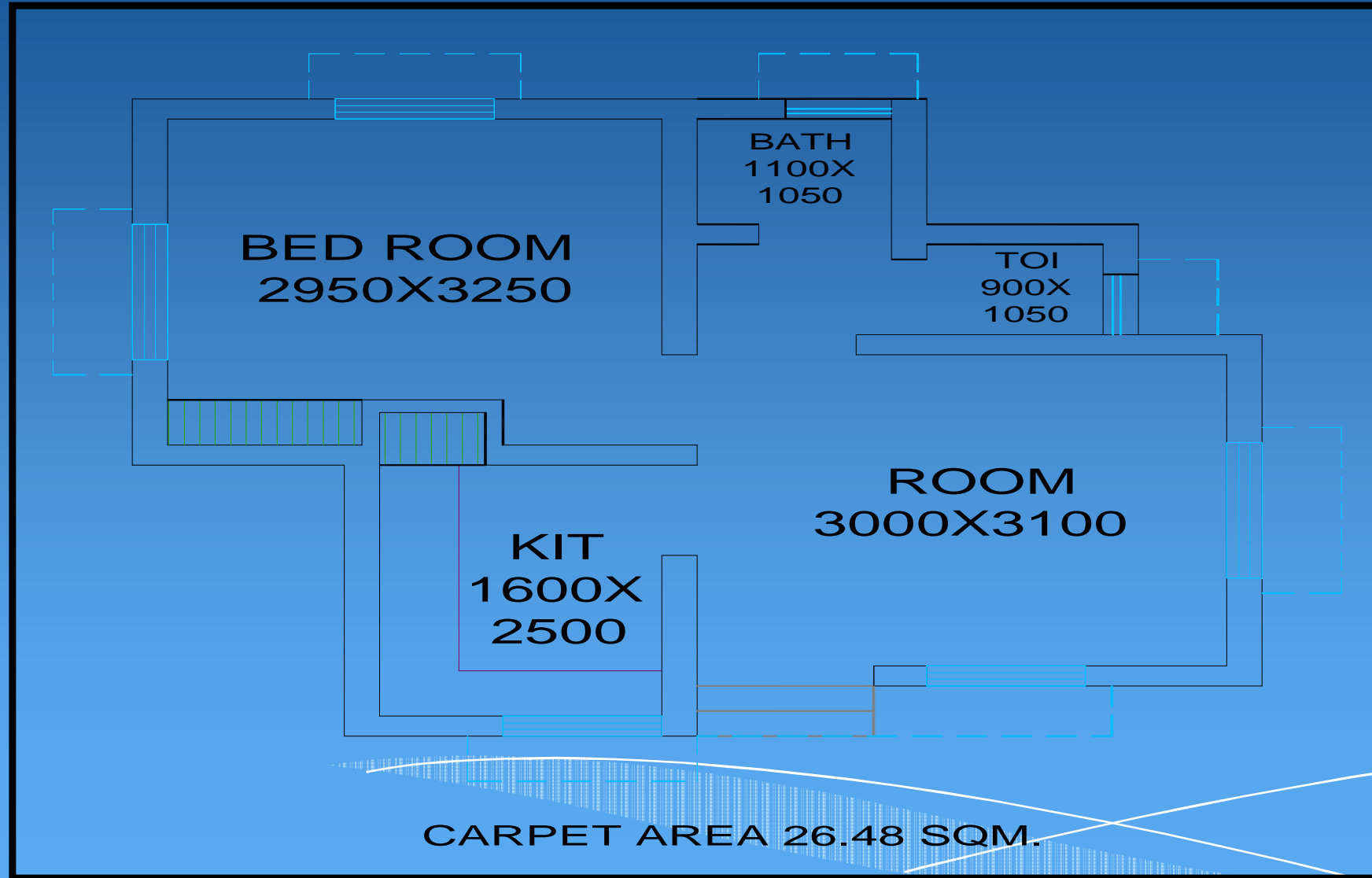


COLUMN FOUNDATION

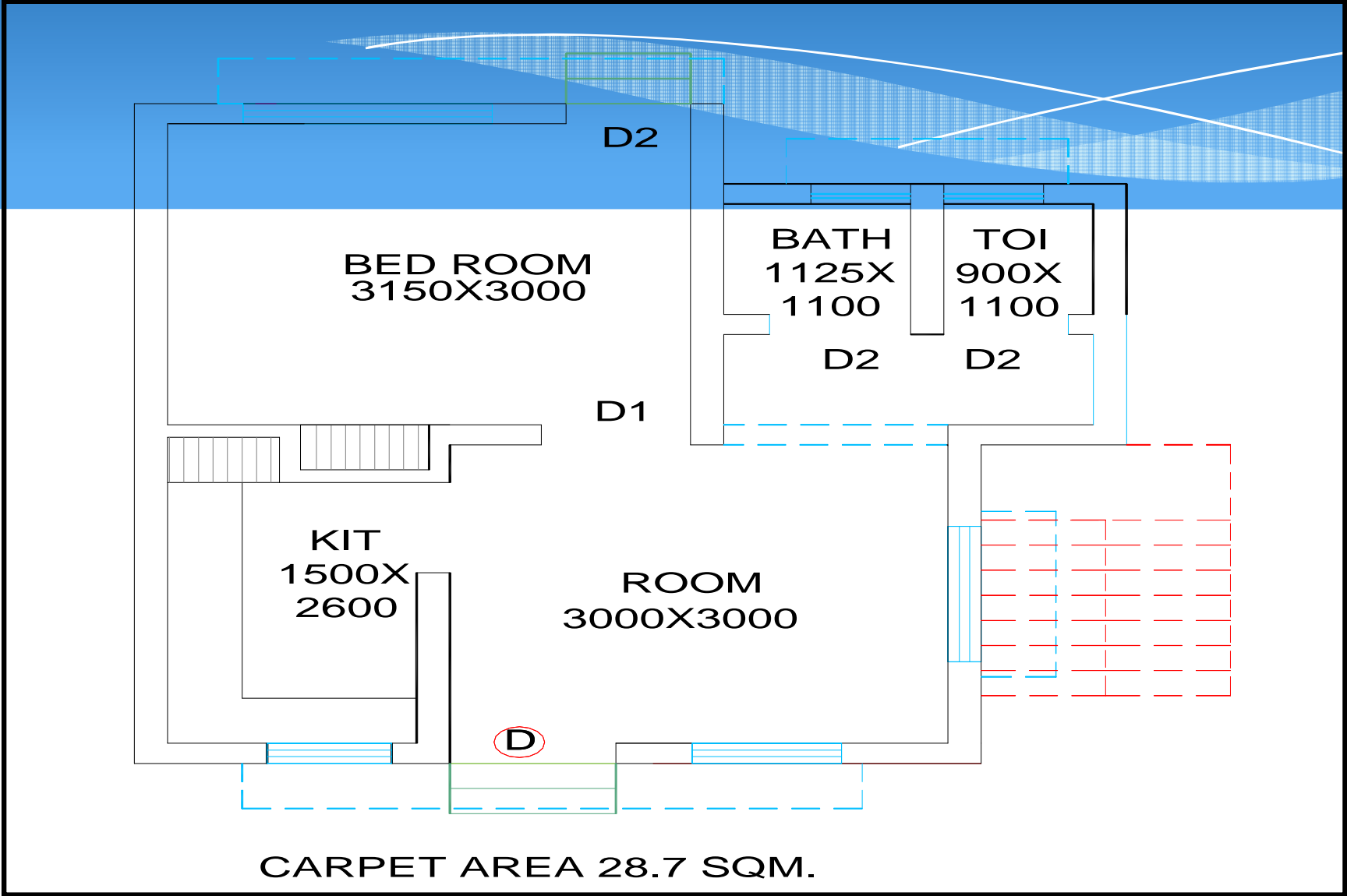


FOUNDATION

Proposed Designs under BLC PMAY



Proposed Designs under BLC PMAY



Issues

- * **The SLSMC during its 9th meeting on 19.09.2018 ,has approved the proposal of 119 CLTC professionals in 109 ULBs and recommended to place the proposal before CSMC. It may therefore, considered to approve the proposal to increase the no. of CLTC professionals from 72 to 119 under PMAY(U).**
- * **UC of Rs. 201.60 Lakh towards remuneration of CLTC professionals under PMAY has been submitted to MoHUA, It may kindly be considered to release 2nd instalments.**
- * **UCs of Rs. 20687.49 Lakh (CS of Rs. 10024.15 lakh+ SS of Rs. 10663.34) has already been furnished to MoHUA towards RAY projects, however the Central Share for the tune of Rs. 15340.81 lakh against the committed Central Assistance of Rs. 29015.98 has not yet been released for Berhampur, Jajpur, Bhubaneswar & Cuttack. So it may kindly be considered to release the necessary 2nd instalments under RAY to expedite the ongoing projects at various RAY cities.**

Status of JnNURM and RAY Projects

JnNURM at a Glance - BSUP

BSUP

01	Name of the Project	:	Basic Services to Urban Poor (BSUP)
02	No. of Mission Cities	:	Two
03	Total Project Cost Approved	:	Rs. 74.62 Cr
04	Total ACA Committed & Released	:	Rs. 54.18 Cr & Rs. 46.72 Cr (86.23%)
05	Total Amount with ULB/IA	:	Rs. 60.57 Cr (81.17%)
06	Total Expenditure made by ULB/IA	:	Rs. 48.61 Cr (80.25%)
07	Total UC Submitted Gol	:	Rs. 38.11 Cr. (78.39%)
08	Total DUs Approved (N+U)	:	2508 Nos.(2263 Nos. New DUs & 245Nos UG)
09	Total DUs Surrendered (N+U)	:	427 Nos. (232 Nos. New DUs & 195 Nos. UG)
10	Total DU s Completed & Occupied	:	1778 (85.43 %) & 1586 (76.21 %)
11	Total DU s under progress	:	31 (1.48 %)
12	DUs to be surrendered	:	272 (13.07%)

JnNURM at a Glance - IHSDP

I H S D P

01	Name of the Project	:	Integrated Housing & Slum Development Programme (IHSDP)
02	No. of Projects	:	38 Nos.
02	No. of Towns/Cities Covered	:	35 Nos.
03	Total Project Cost Approved	:	Rs. 289.50 Cr
04	Total ACA Committed & Released	:	Rs. 194.53 Cr & Rs. 167.59 Cr (86.15%)
05	Total Amount with ULB/IA	:	Rs. 223.94 Cr (77.35%)
06	Total Expenditure made by ULB/IA	:	Rs. 187.57 Cr (83.75 %)
07	Total UC Submitted	:	Rs. 103.88 Cr. (55.38 %)
08	Total DUs Approved (N+U)	:	13097 Nos.(12821 Nos. New DU & 276 Nos UG)
09	DUs already Surrendered (N+U)	:	355 Nos. (All New DUs)
10	Total DUs Completed & Occupied	:	11,028 (86.54 %) & 10,572 (82.96 %)
11	Total DU s under progress	:	916 (7.18 %)
12	DUs to be surrendered	:	798 Nos (6.26%)

RAY - at a Glance

Scheme	Rajiv Awas Yojana
No of Projects	16 Nos.
No of DUs sanctioned	11375 Nos (New – 9798, UG-1098 Nos. & Transit House – 488 Nos)
DUs under progress	4112 Nos
DUs Completed	3812 Nos
Total ACA Received	₹ 139.70 Cr.
Total UC Submitted	₹ 100.24 Cr.
Date of Completion	Dec 2018

Completed Dwelling Units under BLC-PMAY(U)



Sh. DOLAGOBINDA MOHAPATRA
ID- 218018350544600003
Bhadrak Municipality




ପ୍ରଧାନମନ୍ତ୍ରୀ ଆବାସ ଯୋଜନା
 ଆବାସ
 ପ୍ରତିମାତ୍ରାଣୀ ନାମ: ୧୧ ଦାର୍ଡ଼ୀ
 କର୍ମ ନଂ: 218018112390200004

ULB: BeMC, Berhampur, Dist: Ganjam



ULB: Phulbani Municipality, Dist: Kandhamal



ULB: Talcher Municipality, Dist: Angul



ULB: Sundargarh Municipality, Dist: Sundargarh

Photographs of BSUP Projects



Photograph of RAY Projects at Bhubaneswar




Mahishakhal Slum Improvement Project



Patharabandha Slum Improvement Project

Photographs under RAY



Photographs




Anadasarani Slum, BeMC, Berhampur

Thank You

Odisha Urban Housing Mission
Housing & Urban Development Department
371- AWAAS Building, Vivekananda Marg, Bhubaneswar-
751014
Odisha

 @AWAAS.OUHM

 @OUHMAWAAS

 ouhmodisha@gmail.com