

49th Central Sanctioning & Monitoring Committee (CSMC)



Pradhan Mantri Awas Yojana (U)

Wednesday 27th Nov., 2019



Presented by:

Mr. Lochan Sehra, I.A.S.


Secretary (Housing),

Urban Development & Urban Housing Department

Government of Gujarat

Demand - Roadmap as per HFAPoA

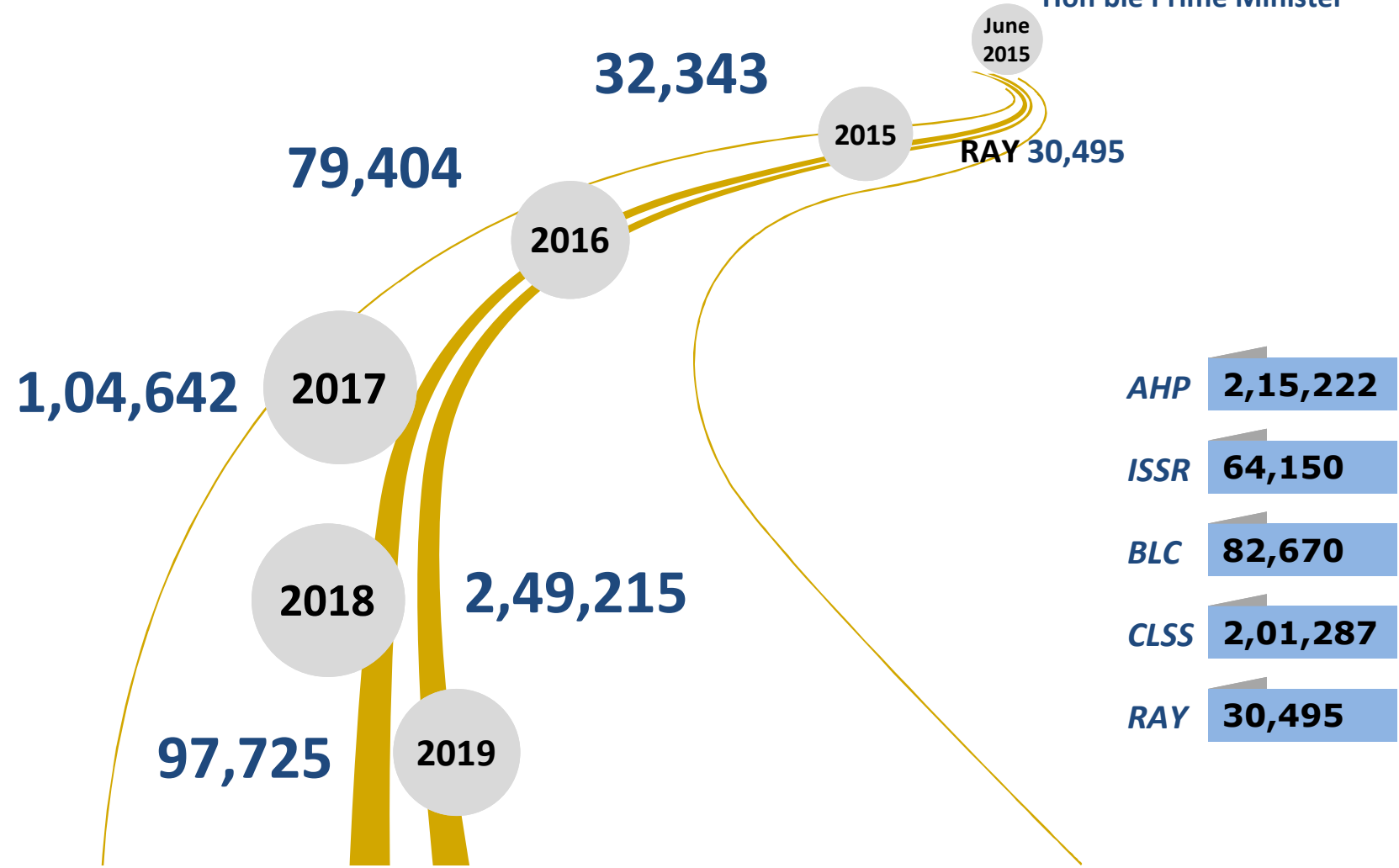
“ Total **7,64,926** Demand received under PMAY(U) by 2022



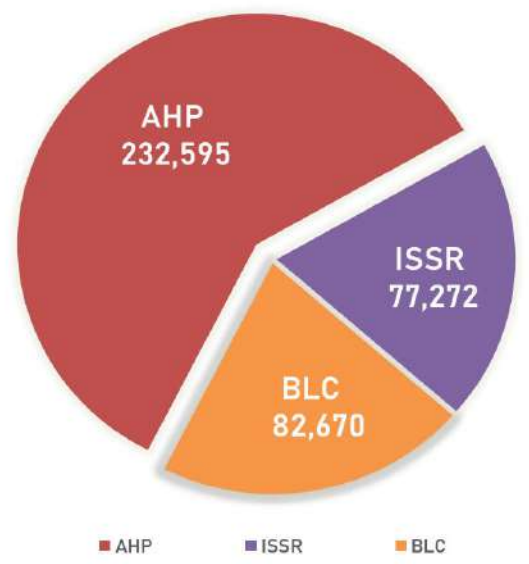
Roadmap of Achievement

“ Total **5,93,824** Houses approved under PMAY(U) under 4 verticals

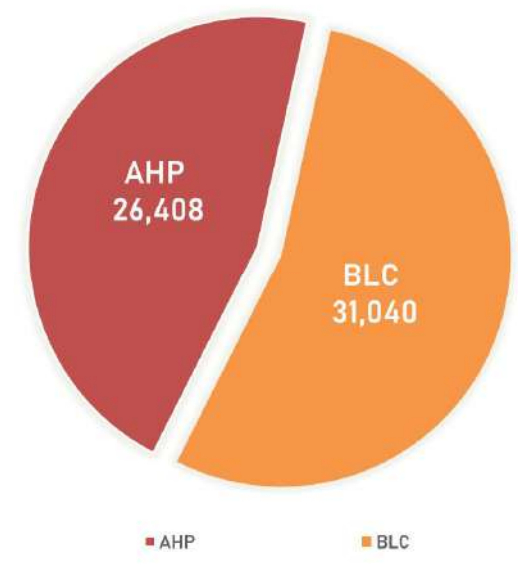
Scheme launched by Hon'ble Prime Minister



Demand vs. Achievement under 3 components - AHP,ISSR & BLC



Achievement



Remaining Demand

Total Demand received: 4,49,985

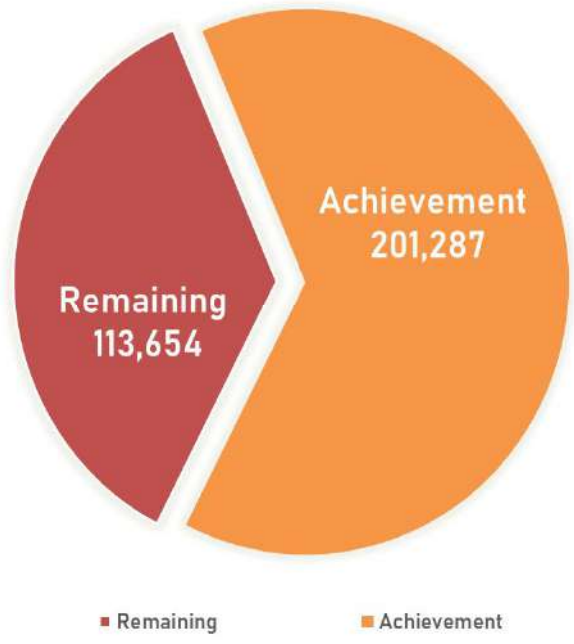
Total Achievement: 3,92,537

Proposed projects: 13,805

Remaining 43,643 houses to be approved by March 2020

Demand vs. Achievement under central sector component - CLSS

Total Demand
3,14,941



Gujarat crosses 2 lakhs claims under CLSS & 1st Rank amongst the states.

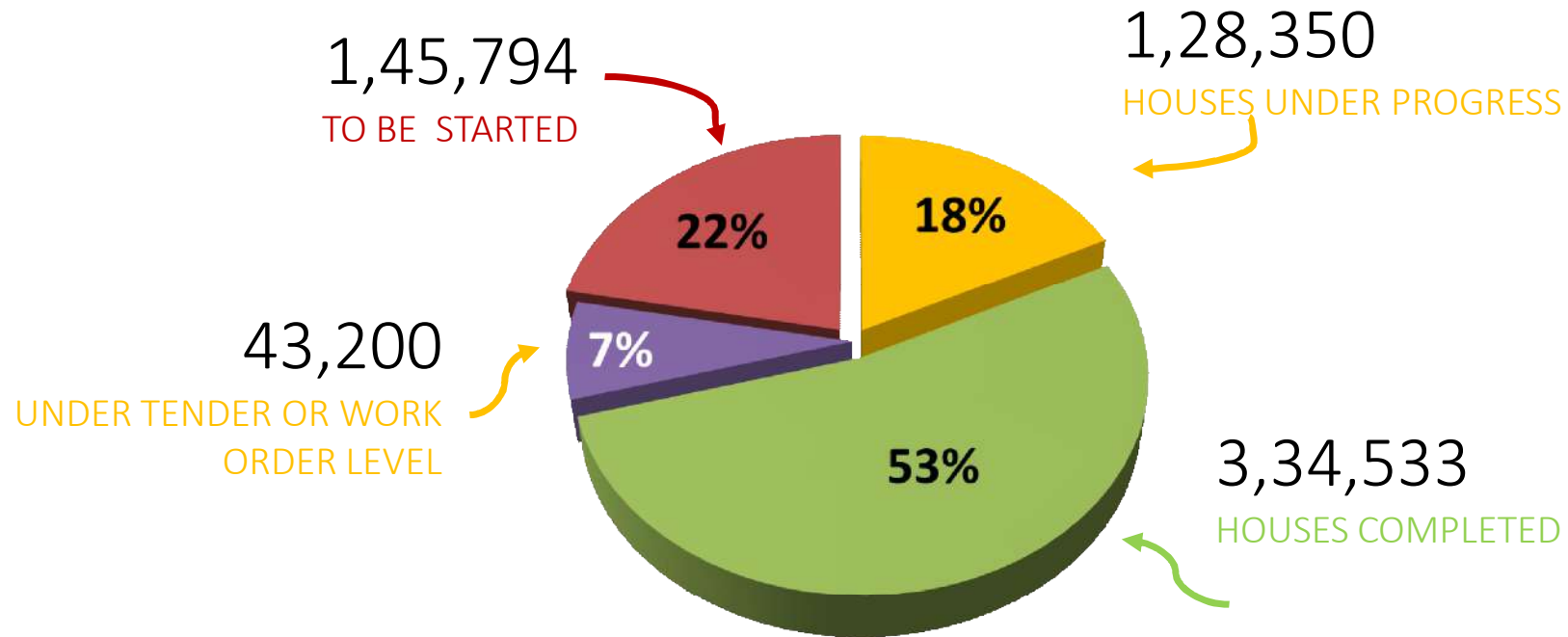
Demand received: **3,14,941**

Achievement: **2,01,287**

Remaining Demand: **1,13,654**

Remaining Demand of **1,13,654** fulfilled by **2022**


Overall Progress under Pradhan Mantri Awas Yojana(U)



COMPONENT	APPROVED	PROGRESS	COMPLETED	TENDER OR WORK ORDER LEVEL	TO BE STARTED
AHP	2,15,222	57,600	76,771	17,503	80,851
ISSR	64,150	19,404	2,976	25,697	41,770
BLC	82,670	48,623	14,974	0	19,073
CLSS	2,16,141	0	2,16,141	0	0
Total-PMAY-U	5,78,183	1,25,627	3,10,862	43,200	1,41,694
RAY	30,494	2,723	23,671	0	4,100**
Grand Total	6,08,677	1,28,350	3,34,533	43,200	1,45,794

** 3,183 houses requested to drop under RAY.

AHP : Ahmedabad Municipal Corporation



Location : Gota, Dwelling Units : 1,260



AHP : Surat Municipal Corporation



Location : Utran-Kosad, Dwelling Units : 760

AHP : Rajkot Municipal Corporation



Location : Mavdi, Dwelling Units : 1,176





BEFORE

ISSR RAJKOT MUNICIPAL CORPORATION

MACHCHHUNAGAR, RS-318/9, PPP-13 (DU'S: 300)



AFTER




BEFORE

ISSR VADODARA MUNICIPAL CORPORATION

SAMA SANJAYNAGAR (DU'S: 771)



AFTER



BLC - MANSA

THAKOR MADHVJI RAMSINGJI-24802477239700025



BLC - NAVSARI

RAMANBHAI CHHIBABHAI RATHOD-24802614050740021



BLC - JASDAN

PADSARIYA VELABHAI VALABHAI-248025032610700007



13

BLC – BHABHAR

PARMAR AGRABHAI SAMJIBHAI-248024522782000013

New Project Proposal Brief

(Rs. in Cr.)

Vertical	AHP	ISSR	BLC	Total
No. of Projects	03	01	115	119
No. of DUs	1966	220	11619	13805
Project Cost	200.66	15.50	473.95	690.11
Central Share	29.49	2.20	174.29	205.98
State Share	29.49	2.20	239.41	271.10
ULB Share	41.80	11.10	-	52.90
Beneficiary Share	99.88	-	60.25	160.13
GoI 1 st Installment	11.79	0.88	95.76	108.43

(Rs. in Lakhs)

Verticals	Per Unit Cost	Central Share	State Share	ULB Share	Benef. Share	Completion Time (Months)
AHP	6.00 to 8.5	1.5	1.5	0.00 to 0.75	3.00 to 5.5	12 to 24
ISSR	6.00	1.00	1.00	0.00	0.00	12 to 30
BLC	4.0 to 4.5	1.5	2.0	0.00	0.50 to 1.00	12 months

New Project Proposal Brief

Checklist	Status (Y/N)
Layout plan(as per NBC norms) Attached	YES
SLAC/SLSMC approval/Minutes submitted	SLAC minutes submitted. Projects approved in SLSMC held on 26 th November, 2019. SLSMC minutes submitted shortly.
Land title status (encumbrance free)	YES
Entries of Annexure 7A,7B &7C	119
Beneficiary list (BLC) submitted	YES
Status of physical & social infrastructure	Near availability vicinity
Implementation plan/Completion period	YES
Beneficiary consent sought	YES

Affordable Housing in Partnership Projects (AHP)



(Rs. in Cr.)

Sr.	City	Implementing Agency	Category	No. of Project	No. of DUs	Project Cost	GoI Share	GoG Share	GoI 1 st Installment @ 40%
1	Bhavnagar	BMC	EWS-2	01	1204	119.84	18.06	18.06	7.22
2	Rajkot	RUDA	EWS-1 & 2	02	762	80.81	11.43	11.43	4.57
Total				03	1966	200.66	29.49	29.49	11.79

In-situ Slum Rehabilitation Projects (ISSR)



(Rs. in Cr.)

Sr.	City	Implementing Agency	No. of Project	No. of DUs	Project Cost	Gol Share	GoG Share	Gol 1 st Installment @ 40%
1	Vallabh Vidhyanagar	NP	01	220	15.49	2.20	2.20	0.88
Total			01	220	15.49	2.20	2.20	0.88

Beneficiary Led- Construction (BLC) Projects



(Rs. in Cr.)

No. of Projects	No. of Cities	No. of DUs	Project Cost	Gol Share	GoG Share	Gol 1 st Installment @ 40%
115	66	11619	473.95	174.29	239.41	95.76

UC Pending at Central level for approval & Central Assistance



(Rs. in Cr.)

No.	Scheme	Amount of UCs / Requested Central Assistance	
1	1 st Installment	148.27	
2	CLSS (Grant Awaited for 18,464 submitted claims)	435.00	
3	CLSS (required for Apprx. 34,800 pending claims)	830.00	
4	Submitted UCs	RAY	64.10
5		RAY-AHP	1.27
6		PMAY (AHP)	257.66
7		BLC	247.96
8		Geo Tagging	0.41
Total		1984.67	

* We have submitted HFAPoA of all 171 towns of Gujarat but Central Assistance is awaited .

Gender Modification request under PMAY (U)

- “ Gender modification under approved projects of AHP and ISSR components are requested and put up for the approval of CSMC.

Sr	Component	No. of City	No.of Projects	Approved DU's	Total Beneficiary	Male	Female	Trans-gender	Total	GEN	OBC	SC	ST	TOTAL
1	AHP	04	11	16,570	16,570	4,956	11,614	00	16,570	8,956	5,154	1,657	803	16,570
2	ISSR	01	08	10,200	10,200	4,795	5,405	00	10,200	449	6,229	2,706	816	10,200
Total		05	19	26,770	26,770	9,751	17,019	00	26,770	9,405	11,383	4,363	1,619	26,770

Proposal of Demonstration Housing Project

- “ **Proposal for Execution of Demonstration Housing Project in Ahmedabad City by Gujarat Housing Board was requested to BMTPC.**
- “ **As per Communication with BMTPC and instruction vide letter no. BMT/S/2019/DHP-Gujarat dated 10-10-2019 we have submitted DPR to BMTPC vide letter no. AHM/BMTPC/2016-17/01/1969 dated 11-11-2019**
- “ **You are requested to consider above DPR for execution of Demonstration Housing Project (DHP).**

Thank You

Progress of PMAY (U)

Indicators	Current Status (No.)						
Cities Approved	171						
Demand Survey Completed	Yes						
Total Demand (As per Demand Survey)	7,76,033						
Demand received through Common Service Centre and Online Application	<table border="1"> <tr> <td>CSC :</td> <td>4,61,001</td> </tr> <tr> <td>Citizen :</td> <td>1,21,702</td> </tr> <tr> <td></td> <td>5,72,930</td> </tr> </table>	CSC :	4,61,001	Citizen :	1,21,702		5,72,930
CSC :	4,61,001						
Citizen :	1,21,702						
	5,72,930						
Cases accepted/rejected/Pending	2,55,115/1,88,976/1,38,495						
Whether HFAPoA Submitted	Yes, Submitted for 171 cities						
Whether AIP Submitted	Yes, Submitted for 171 cities						
Whether HFAPoA & AIP entered in MIS	Yes						
SLTC/CLTC staff approved vs. placed	SLTC : 7/10 CLTC : 180/296 (Recruitment under Process)						
Target of DUs in 2019-20	1,00,000						
State Budgetary Provision for PMAY (U) in 2019-20	Rs. 1120 Cr.						

Interface with MIS

Indicators	Current Status (No.)
Survey entry made (%)	100%
Projects approved:	1002
Projects entered (7A/B/C/D)	1002
DUs approved under BLC	82,670
Beneficiaries attached	1,22,956
Houses geo-tagged	64,387
Total fund transferred through DBT (Rs. Lakhs)	0.00
National Electronic Funds Transfer (NEFT) (Rs. Lakhs)	0.00
PFMS/ DBT (Rs. Lakhs)	65,983.50
Aadhar Payment Bridge (APB) (Rs. Lakhs)	0.00

Status of EBR Assistance under PMAY(U)

(Rs. in Cr.)

Sr. No	Scheme	Amount	Central Share Released	Surrender of Rs. 4.28 Cr. of ISSR Project	Unutilized Central Share
1	AHP	413.24	158.04	0	255.20
2	BLC	292.51	249.87	0	42.65
3	ISSR	4.28	0	4.28	0
Total		710.03	407.91	4.28	297.85

Note :

- “ AHP projects: Central assistance received for the project by private developers. The fund with State share will be disbursed after approval of the State Policy.
- “ BLC projects: As per state policy state share release in advance. After utilizations of state share, central assistance release to the beneficiaries. So central assistance remains with the state and will be disbursed in short duration.

Progress under JnNURM Scheme

(Rs. in Cr.)

Sr.	Scheme	No. Of Project	Total Project Cost	No. of Dwelling Units Approved	Work In Progress	Completed	Alloted	Occupied	Unoccupied
1	BSUP	27	2027.6	1,10,296	0	1,10,296	1,10,296	1,09,183	1,113
2	IHSDP	34	332.45	17,539	1,704	15,835	15,669	12,654	2300
Total		61	2360.05	127835	1704	126131	125965	121837	3413

Unoccupied houses under JnNURM Scheme

Sr. No	City	Houses involved	Houses Under Progress	Houses Un-Occupied	Reasons for un -occupancy
1	Amreli	281		176	<p>“ JnNURM scheme is closed and the other schemes are going on such as RAY and PMAY, under these schemes. Beneficiaries contribution is lesser than JnNURM and under PMAY houses given to slum dwellers without any cost. Also carpet area is increased to 30 sq.m. and higher specification provided under these schemes.</p> <p>” Thus the beneficiaries share and specisfication is vary under different schemes. So, selected slum dwellers is not ready to pay their contribution and beneficiaries not easily finalised under JnNURM.</p> <p>” Still we are trying and instructed to ULBs to finalise beneficiaries and occupy the houses at the earliest. and the rquired fund may be managed under other State schemes.</p>
2	Ankalv	336	168	168	
3	Dhrangadhra	348		348	
4	Dhahod	480		434	
5	Halvad	828	228	600	
6	Kutiyana	512	304	208	
7	Mahuva	372	372		
8	Morbi	1008		608	
9	Padara	168		8	
10	Patan	240			
11	Porbandar	2448		1113	
12	Prantij	449		50	
13	Santrampur	272	272		
14	Songadh	560	360		
15	Anand	308		308	
Total		9122	1704	3413	

Progress under RAY Schemes

(Rs. in Cr.)

Sr.	Scheme	No. Of Project	Total Project Cost	No. of DUs Approved	Work In Progress	Completed	Allotted	Occupied	Unoccupied	Yet to Start/ Dropped
1	RAY- Slum	15	568.8	13,122	3,144	6,925	4,491	3,581	3,350	3,053
2	RAY- AHP	10	1015.98	17,373	458	15,851	16,074	14,704	1,147	1,064
Total		25	1584.78	30,495	3,602	22,776	20,565	18,285	4,497	4,117

Status of Mandatory Conditions

Mandatory conditions	Current Status
Dispensing the need for separate Non Agricultural (NA) Permission	Achieved
Prepare/amend their Master Plans earmarking land for Affordable Housing	Achieved
Single-window, time bound clearance for layout approval and building permissions	Achieved
Adopt the approach of deemed building permission and layout approval on the basis of pre-approved lay outs and building plans.	Achieved
Amend or legislate existing rent laws on the lines of the Model Tenancy Act.	Under Consideration.
Additional Floor Area Ratio (FAR)/Floor Space Index (FSI)/ Transferable Development Rights (TDR) and relaxed density norms.	Achieved

Affordable Housing in Partnership (AHP) Projects



(Rs. in Cr.)

Sr.	City	Implementing Agency	Category	No. of DUs	Project Cost	Gol Share	GoG Share	Gol 1 st Installment @ 40%
1	Bhavnagar	BMC	EWS-2	1204	119.84	18.06	18.06	7.22
2	Rajkot	RUDA	EWS-1	330	28.16	4.95	4.95	1.98
3	Rajkot	RUDA	EWS-2	432	52.64	6.48	6.48	2.59
Total				1966	200.66	29.49	29.49	11.79

In-situ slum Rehabilitation (ISSR) Projects



(Rs. in Cr.)

Sr.	City	Implementing Agency	No. of DUs	Project Cost	Gol Share	GoG Share	Gol 1 st Installment @ 40%
1	Vallabh Vidhyanagar	NP	220	15.49	2.20	2.20	0.88
Total			220	15.49	2.20	2.20	0.88

Beneficiary Led-Construction (BLC) Projects

← 32
(Rs. in Cr.)

Sr.	City	No. of DUs	Project Cost	Gol Share	GoG Share	Beneficiary Share	Gol 1 st Installment @ 40%
1	Ahmedabad Urban Development Authority Phase-11	126	4.74	1.89	2.60	0.25	1.04
2	Ahmedabad Urban Development Authority Phase-12	103	3.96	1.55	2.12	0.29	0.85
3	Ahmedabad Urban Development Authority Phase-13	53	2.01	0.80	1.09	0.12	0.44
4	Ahmedabad Urban Development Authority Phase-14	54	1.97	0.81	1.11	0.05	0.45
5	Ahmedabad Urban Development Authority Phase-15	71	2.80	1.07	1.46	0.27	0.59
6	Ahmedabad Urban Development Authority Phase-16	41	1.60	0.62	0.84	0.14	0.34
7	Ahmedabad Urban Development Authority Phase-17	264	10.13	3.96	5.44	0.73	2.18
8	Ahmedabad Urban Development Authority Phase-18	30	2.90	0.45	0.62	1.83	0.25
9	Ahmedabad Urban Development Authority Phase-19	124	4.82	1.86	2.56	0.41	1.02
10	Ahmedabad Urban Development Authority Phase-20	32	1.25	0.48	0.66	0.11	0.26
11	Ahmedabad Urban Development Authority Phase-21	74	2.90	1.11	1.52	0.27	0.61
12	Ahmedabad Urban Development Authority Phase-22	23	0.91	0.35	0.47	0.09	0.19
13	Ahmedabad Urban Development Authority Phase-23	40	1.54	0.60	0.82	0.12	0.33
14	Ahmedabad Urban Development Authority Phase-24	99	3.85	1.49	2.04	0.32	0.82
15	Ahmedabad Urban Development Authority Phase-25	82	3.31	1.23	1.69	0.39	0.68

Beneficiary Led-Construction (BLC) Projects

Sr.	City	No. of DUs	Project Cost	Gol Share	GoG Share	Beneficiary Share	Gol 1 st Installment @ 40%
16	Ahmedabad Urban Development Authority Phase-26	43	1.67	0.65	0.89	0.14	0.35
17	Ahmedabad Urban Development Authority Phase-27	23	0.90	0.35	0.47	0.08	0.19
18	Ahmedabad Urban Development Authority Phase-28	127	4.94	1.91	2.62	0.42	1.05
19	Ahmedabad Urban Development Authority Phase-29	60	2.30	0.90	1.24	0.17	0.49
20	Ahmedabad Urban Development Authority Phase-30	162	6.36	2.43	3.34	0.60	1.34
21	Ahmedabad Urban Development Authority Phase-31	215	8.41	3.23	4.43	0.76	1.77
22	Ahmedabad Urban Development Authority Phase-32	62	2.41	0.93	1.28	0.20	0.51
23	Ahmedabad Urban Development Authority Phase-33	49	1.90	0.74	1.01	0.15	0.40
24	Ahmedabad Urban Development Authority Phase-34	47	1.83	0.71	0.97	0.16	0.39
25	Ahmedabad Urban Development Authority Phase-35	116	4.37	1.74	2.39	0.24	0.96
26	Ahmedabad Urban Development Authority Phase-36	157	6.04	2.36	3.24	0.45	1.29
27	Ahmedabad Urban Development Authority Phase-37	371	14.42	5.57	7.64	1.21	3.06
28	Ahmedabad Urban Development Authority Phase-38	62	2.43	0.93	1.28	0.22	0.51
29	Ahmedabad Urban Development Authority Phase-39	185	7.04	2.78	3.81	0.46	1.52
30	Ahmedabad Urban Development Authority Phase-40	59	2.31	0.89	1.22	0.21	0.49

Beneficiary Led-Construction (BLC) Projects

Sr.	City	No. of DUs	Project Cost	Gol Share	GoG Share	Beneficiary Share	Gol 1 st Installment @ 40%
31	Ahmedabad Urban Development Authority Phase-41	132	5.14	1.98	2.72	0.44	1.09
32	Ahmedabad Urban Development Authority Phase-42	123	4.82	1.85	2.53	0.44	1.01
33	Ahmedabad Urban Development Authority Phase-43	63	2.46	0.95	1.30	0.22	0.52
34	Ahmedabad Urban Development Authority Phase-44	47	1.81	0.71	0.97	0.13	0.39
35	Ahmedabad Urban Development Authority Phase-45	78	3.02	1.17	1.61	0.24	0.64
36	Ahmedabad Urban Development Authority Phase-46	65	2.55	0.98	1.34	0.24	0.54
37	Ahmedabad Urban Development Authority Phase-47	105	4.03	1.58	2.16	0.29	0.87
38	Ahmedabad Urban Development Authority Phase-48	303	12.05	4.55	6.24	1.26	2.50
39	Ahmedabad Urban Development Authority Phase-49	287	11.26	4.31	5.91	1.04	2.37
40	Ahmedabad Urban Development Authority Phase-50	346	13.74	5.19	7.13	1.42	2.85
41	Ahmedabad Urban Development Authority Phase-51	97	3.86	1.46	2.00	0.41	0.80
42	Ahmedabad Urban Development Authority Phase-52	126	4.93	1.89	2.60	0.44	1.04
43	Ahmedabad Urban Development Authority Phase-53	171	7.97	2.57	3.52	1.88	1.41
44	Ahmedabad Urban Development Authority Phase-54	166	7.79	2.49	3.42	1.88	1.37
45	Ahmedabad Urban Development Authority Phase-55	112	5.27	1.68	2.31	1.29	0.92

Beneficiary Led-Construction (BLC) Projects

← 35
(Rs. in Cr.)

Sr.	City	No. of DUs	Project Cost	Gol Share	GoG Share	Beneficiary Share	Gol 1 st Installment @ 40%
46	Ahmedabad Urban Development Authority Phase-56	180	8.63	2.70	3.71	2.22	1.48
47	Bareja Nagarpalika Phase-6	50	1.97	0.75	1.03	0.19	0.41
48	Bhabhar Nagarpalika Phase-4	70	3.06	1.05	1.44	0.57	0.58
49	Bhachau Nagarpalika Phase-5	72	3.24	1.08	1.48	0.68	0.59
50	Bharuch Nagarpalika Phase-4	34	1.45	0.51	0.70	0.24	0.28
51	Bhavnagar Area Development Authority Phase-1	55	2.15	0.83	1.13	0.19	0.45
52	Botad Nagarpalika Phase-7	115	4.48	1.73	2.37	0.39	0.95
53	Chaklasi Nagarpalika Phase-5	420	16.84	6.30	8.65	1.89	3.46
54	Chanasma Nagarpalika Phase-4	67	2.71	1.01	1.38	0.33	0.55
55	Dahod Nagarpalika Phase-5	24	0.92	0.36	0.49	0.07	0.20
56	Dakor Nagarpalika Phase-3	33	1.53	0.50	0.68	0.35	0.27
57	Dhandhuka Nagarpalika Phase-4	57	2.24	0.86	1.17	0.21	0.47
58	Dharampur Nagarpalika Phase-9	175	6.74	2.63	3.61	0.50	1.44
59	Dhrol Nagarpalika Phase-5	87	3.98	1.31	1.79	0.88	0.72
60	Gadhada Nagarpalika Phase-5	62	2.49	0.93	1.28	0.28	0.51

Beneficiary Led-Construction (BLC) Projects

← 36
(Rs. in Cr.)

Sr.	City	No. of DUs	Project Cost	Gol Share	GoG Share	Beneficiary Share	Gol 1 st Installment @ 40%
61	Gandevi Nagarpalika Phase-7	49	1.94	0.74	1.01	0.20	0.40
62	Gondal Nagarpalika Phase-2	51	2.31	0.77	1.05	0.49	0.42
63	Halol Nagarpalika Phase-5	63	2.44	0.95	1.30	0.19	0.52
64	Idar Nagarpalika Phase-5	65	2.83	0.98	1.34	0.51	0.54
65	Jambusar Nagarpalika Phase-4	65	2.77	0.98	1.34	0.45	0.54
66	Jamraval Nagarpalika Phase-4	71	2.76	1.07	1.46	0.23	0.59
67	Jasdan Nagarpalika Phase-5	31	1.31	0.47	0.64	0.21	0.26
68	Junagadh Municipal Corporation Phase-5	100	4.39	1.50	2.06	0.83	0.82
69	Kaalol Nagarpalika Phase-5	36	1.39	0.54	0.74	0.11	0.30
70	Kadi Nagarpalika Phase-5	92	3.69	1.38	1.90	0.41	0.76
71	Kalawad Nagarpalika Phase-6	307	14.12	4.61	6.33	3.19	2.53
72	Kanakpur-Kansad Nagarpalika Phase-6	23	1.07	0.35	0.47	0.25	0.19
73	Kapadvanj Nagarpalika Phase-5	52	2.07	0.78	1.07	0.22	0.43
74	Karamsad Nagarpalika Phase-4	52	1.99	0.78	1.07	0.14	0.43
75	Kheda Nagarpalika Phase-5	40	1.54	0.60	0.82	0.12	0.33

Beneficiary Led-Construction (BLC) Projects

← 37
(Rs. in Cr.)

Sr.	City	No. of DUs	Project Cost	Gol Share	GoG Share	Beneficiary Share	Gol 1 st Installment @ 40%
76	Kheralu Nagarpalika Phase-6	66	2.61	0.99	1.36	0.26	0.54
77	Kutiyana Nagarpalika Phase-4	370	14.90	5.55	7.62	1.73	3.05
78	Lunawada Nagarpalika Phase-7	60	2.33	0.90	1.24	0.19	0.49
79	Mahuva Nagarpalika Phase-4	45	1.94	0.68	0.93	0.34	0.37
80	Manavadar Nagarpalika Phase-4	43	2.00	0.65	0.89	0.47	0.35
81	Mangrol Nagarpalika Phase-7	87	3.84	1.31	1.79	0.74	0.72
82	Mansa Nagarpalika Phase-6	64	2.65	0.96	1.32	0.37	0.53
83	Nadiad Nagarpalika Phase-5	39	1.61	0.59	0.80	0.22	0.32
84	Navsari Nagarpalika Phase-11	55	2.19	0.83	1.13	0.23	0.45
85	Okha Nagarpalika Phase-3	76	2.96	1.14	1.57	0.25	0.63
86	Padra Nagarpalika Phase-5	89	3.44	1.34	1.83	0.27	0.73
87	Palitana Nagarpalika Phase-6	129	4.96	1.94	2.66	0.36	1.06
88	Pethapur Nagarpalika Phase-3	37	1.55	0.56	0.76	0.23	0.31
89	Petlad Nagarpalika Phase-5	124	4.75	1.86	2.56	0.34	1.02
90	Porbandar Nagarpalika Phase-4	38	1.75	0.57	0.78	0.39	0.31

Beneficiary Led-Construction (BLC) Projects

← 38
(Rs. in Cr.)

Sr.	City	No. of DUs	Project Cost	Gol Share	GoG Share	Beneficiary Share	Gol 1 st Installment @ 40%
91	Prantij Nagarpalika Phase-4	64	2.57	0.96	1.32	0.29	0.53
92	Radhanpur Nagarpalika Phase-4	302	11.94	4.53	6.22	1.18	2.49
93	Rajkot Municipal Corporation Phase-11	244	11.47	3.66	5.03	2.78	2.01
94	Rajkot Urban Development Authority Phase-12	96	4.44	1.44	1.98	1.03	0.79
95	Rapar Nagarpalika Phase-4	105	4.73	1.58	2.16	0.99	0.87
96	Santrampur Nagarpalika Phase-9	113	4.35	1.70	2.33	0.33	0.93
97	Savarkundla Nagarpalika Phase-2	43	1.87	0.65	0.89	0.34	0.35
98	Savli Nagarpalika Phase-6	46	1.78	0.69	0.95	0.14	0.38
99	Sojitra Nagarpalika Phase-3	98	4.00	1.47	2.02	0.51	0.81
100	Surat Urban Development Authority Phase-21	96	3.71	1.44	1.98	0.29	0.79
101	Surat Urban Development Authority Phase-22	130	5.03	1.95	2.68	0.40	1.07
102	Surat Urban Development Authority Phase-23	113	4.37	1.70	2.33	0.35	0.93
103	Surat Urban Development Authority Phase-24	60	2.78	0.90	1.24	0.64	0.49
104	Surat Urban Development Authority Phase-25	204	7.69	3.06	4.20	0.42	1.68
105	Talod Nagarpalika Phase-5	150	6.51	2.25	3.09	1.17	1.24

Beneficiary Led-Construction (BLC) Projects

← 39
(Rs. in Cr.)

Sr.	City	No. of DUs	Project Cost	Gol Share	GoG Share	Beneficiary Share	Gol 1 st Installment @ 40%
106	Thangadh Nagarpalika Phase-6	85	3.68	1.28	1.75	0.65	0.70
107	Tharad Nagarpalika Phase-5	100	4.38	1.50	2.06	0.82	0.82
108	Thasara Nagarpalika Phase-3	118	4.56	1.77	2.43	0.36	0.97
109	Umargam Nagarpalika Phase-6	24	0.93	0.36	0.49	0.07	0.20
110	Vadnagar Nagarpalika Phase-4	106	4.25	1.59	2.18	0.48	0.87
111	Vadodara Municipal Corporation Phase-6	37	1.71	0.56	0.76	0.40	0.31
112	Vallbhipur Nagarpalika Phase-3	60	2.45	0.90	1.24	0.32	0.49
113	Veraval Nagarpalika Phase-5	67	2.90	1.01	1.38	0.51	0.55
114	Viramgam Nagarpalika Phase-6	33	1.33	0.50	0.68	0.16	0.27
115	Visavadar Nagarpalika Phase-4	30	1.28	0.45	0.62	0.21	0.25
Total		11,619	473.95	174.29	239.41	60.25	95.76

Housing for All Plan of Action

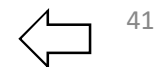
- We have already submitted HFAPoA for all 171 Urban Towns of Gujarat
- Out of 171, HFAPoA of 68 cities were not reflected in the submission at MoHUA,

As discussed and suggested , we have resubmitted HFAPoA of 68 towns vide letter no.

AHM/HFAPoA/2018-19/2644 dated 28th Jan. 2019.

- Please consider the above HFAPoA and reflect in the minutes

Submitted UCs of PMAY(U) - AHP



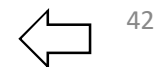
41

(Rs. in Cr.)

Sr. No	ULBs	No of DUs	Revised DUs	Total Attachment	Aadhar based Attachment	% Of Attachment 7=(5/4*)	UC Submitted For claim of Central Share	Date Of Submission	Installment No Claimed
1	SUDA	275	275	275	275	100%	1.26	29/12/2016	2nd
2	BMC	2501	2501	2501	2414	100%	15.00	20/12/2018	2nd
3	JMC	288	288	288	288	100%	1.67	12/03/2019	2nd
4	Unjha	360	360	360	313	100%	1.66	29/03/2019	2nd
5	SMC	704	704	704	704	100%	2.97	14/05/2019	2nd
6	SMC	744	744	744	744	100%	3.19	14/05/2019	2nd
7	SMC	848	848	848	848	100%	3.49	14/05/2019	2nd
8	Bavla	492	492	492	492	100%	1.48	19/02/2019	3rd
9	RMC	1266	1266	1266	1023	100%	6.86	10/07/2019	3rd
10	SMC	3121	3036	3024	3024	100%	16.88	14/05/2019	2nd

(contd..)

Submitted UCs of PMAY(U) - AHP



42

(Rs. in Cr.)

Sr. No	ULBs	No of DUs	Revised DUs	Total Attachment	Aadhar based Attachment	% Of Attachment 7=(5/4*)	UC Submitted For claim of Central Share	Date Of Submission	Installment No Claimed
11	SMC	3092	3094	3082	3082	100%	11.49	14/05/2019	2nd
12	VUDA	520	520	517	516	99%	1.56	14/03/2019	2nd
13	SMC	1896	1980	1896	1896	96%	11.60	14/05/2019	2nd
14	VUDA	588	294	268	267	91%	3.53	20/07/2018	2nd
15	RUDA	1694	1694	1449	1446	86%	10.16	25/06/2019	2nd
16	JMC	256	256	216	216	84%	1.54	11/12/2017	2nd
17	VUDA	1008	1286	1008	1008	78%	3.04	06/06/2019	3rd
18	VUDA	490	448	381	381	85%	2.94	11/12/2017	2nd
19	Chorvad	792	792	575	575s	73%	4.76	19/02/2019	3rd
20	AUDA	812	812	774	774	95%	3.32	23/07/19	3 rd
21	JMC	256	256	216	216	84%	1.54	11/12/17	2nd
Total		22003	21946	20884	20502		109.93		

Submitted UCs of PMAY(U) - BLC

(Rs. in Cr.)

Sr. No	CSMC & Date	UC Submitted For claim of Central Share	Date Of Submission	Installment No Claimed
1	15th CSMC Dtd 22-11-16	19.06	26/04/2019	2nd
2	21st CSMC Dtd 24-04-17	23.23	26/04/2019	
3	25th CSMC Dtd 23-08-17	16.86	26/04/2019	
4	30th CSMC Dtd 07-02-18	48.27	26/04/2019	
5	32nd CSMC Dtd 26-03-18	15.85	26/04/2019	
6	36 th CSMC Dtd 24-07-18	57.36	22/10/2019	
7	38 th CSMC Dtd 26-03-19	67.33	16/11/2019	
Total		247.96		

Submitted UCs of - RAY

(Rs. in Cr.)

Sr. No	MC/Authority	No of DUs	UC Submitted For claim of Central Share	Date Of Submission	Installment No Claimed	Remarks
1	VMC	1448	12.43	19/08/2016	2nd	300 DU's completed
2	Palanpur	1776	17.38	20/12/2016		240 DU's Completed
3	Surendranagar	960	11.14	02/01/2017		450 DU's Completed
Total (A)		4184	40.95			
4	AMC	1344	6.51	04/09/2017	3rd	1184 DUs Completed
5	AMC	1184	5.70	04/09/2017		Work Completed
6	Thangadh	420	3.07	26/02/2018		416 DUs Completed
7	VMC	498	1.13	20/03/2018		366 DUs Completed
8	Bharuch	512	2.29	06/11/2018		408 DU's Completed
9	Kodinar	480	2.38	17/11/2018		400 DU's Completed
10	VMC	1491	2.08	25/06/2019		1012 DU's Completed
11	SUDA	848	1.27	07/09/2018		Work Completed
Total (B)		6777	24.43			
Total (A+B)		10961	65.38			

UCs of supportive activities

(Rs. in Cr.)

Sr. No	Particulars	UC Submitted For claim of Central Share	Date Of Submission	Installment No Claimed
1	Geo-tagging	0.03	26/04/2019	2nd
2	Geo-tagging	0.08	26/04/2019	
3	Geo-tagging	0.19	26/04/2019	
4	Geo-tagging	0.11	26/04/2019	
Total		0.41		