

# Pradhan Mantri Awas Yojana (Urban)



## Central Sanctioning and Monitoring Committee (CSMC)

26-03-2018



## Affordable Housing Mission

Urban Development & Urban Housing Department

**Government of Gujarat**

# Progress of PMAY (U) Gujarat

No.	Category	No. of Dwelling Units Approved	Tenders Invited	Work Order Stage	Work in Progress						Completed	Not Started
					Foundati on	Plinth	Lintel	Slab	Finishing	Total		
A	B	C	D	E	F	G	H	I	J	$K = (F + G + H + I + J)$	L	M
1	AHP	77,148	1,792	9,107	5,200	3,341	-	14,271	9,195	32,007	7,015	27,227
2	ISSR	41,621	5,147	27,047	375	554	145	-	834	1,908	1,588	5,931
3	BLC	19,421	-	19160	232	6	21	2	-	261	-	0
4	CLSS	30,247	-	-	-	-	-	-	-	-	30,247	0
<b>Total</b>		<b>1,68,437</b>	<b>6,939</b>	<b>55,314</b>	<b>5,807</b>	<b>3,901</b>	<b>166</b>	<b>14,273</b>	<b>10,029</b>	<b>34,176</b>	<b>38,850</b>	<b>33,158</b>
<b>5</b>	<b>AH by Pvt. Dev.</b>	<b>72985</b>	<b>At various stage of Constructions</b>						<b>62,014</b>	<b>10971</b>	<b>0</b>	
<b>Total</b>		<b>241,422</b>	<b>6,939</b>	<b>55,314</b>	<b>5,807</b>	<b>3,901</b>	<b>166</b>	<b>14,273</b>	<b>10,029</b>	<b>96,190</b>	<b>49,821</b>	<b>33,158</b>

- Out of which 15,856 houses sanctioned recently in the 30th CSMC meeting on 7<sup>th</sup> Feb. 2018.
- 18,542 cases pending with the nodal agencies NHB and HUDCO under CLSS component due to shortage of grant.

# NEW PROJECT PROPOSAL BRIEF

Verticals	ISSR	AHP	BLC (New)	Total
No. of Projects	42	10	15	67
No. of DUs	14105	19043	2703	35851
Project Cost (Rs. in Crore)	862.57	1240.37	111.63	2214.57
Central Share (Rs. in Crore)	141.05	285.65	40.54	467.23
State Share (Rs. in Crore)	141.05	285.65	55.69	482.38
ULB Share (Rs. in Crore)	*569.57	58.77	0.00	628.28
Beneficiary Share (Rs. in Crore)	0.00	610.30	15.39	625.69

Verticals (Rs. Lakhs)	Per Unit Cost	Central Share	State Share	ULB Share	Beni. Share	Completion Time (Months)
ISSR	6.00	1.0	1.0	*	0.00	12 to 30
AHP	6.00 to 8.5	1.5	1.5	0.00 to 0.75	3.00 to 5.5	12 to 24
BLC (N)	4.0 to 4.5	1.5	2.0	0.00	0.50 to 1.00	12 months

\* ULB share Recovered from Private Developers

# NEW PROJECT PROPOSAL BRIEF

Checklist	Status (Y/N)
Layout plan(as per NBC norms) Attached	Yes
SLAC/SLSMC approval/Minutes submitted	Yes
Land title status (encumbrance free)	Yes
Entries of Annexure 7A,7B &7C	67
Beneficiary list (BLC) submitted	Yes
No. of Beneficiaries with Aadhar ID	2703
No. of Beneficiaries with other Unique ID	-
No. of Aadhar seeded Bank accounts	2703
Status of physical & social infrastructure	Near availability vicinity
Implementation plan/Completion period	Yes
Beneficiary consent sought	Yes

# ABSTRACT OF THE PROJECTS PROPOSED

(Rs. in Cr.)

Component	No of Projects	Project Cost	No of DUs	GoI Share	GoI 1st Installment @ 40%
AHP	10	1240.37	19043	285.65	114.25
ISSR	42	862.57	14105	141.05	56.43
BLC (New Construction)	15	111.63	2703	40.55	16.21
<b>Total</b>	<b>67</b>	<b>2214.57</b>	<b>35851</b>	<b>467.25</b>	<b>186.89</b>

# Affordable Housing in Partnership Projects (AHP)

(Rs. in Cr.)

Sr. No.	City	Project Cost	No. of DUs	GoI Share	GoG Share	GoI 1st installment @40%
1	Ahmedabad	806.98	12950	194.25	194.25	77.7
2	Bhavnagar	165.97	2449	36.74	36.74	14.694
3	Vadodara	14.93	224	3.36	3.36	1.344
4	Vadodara	10.81	160	2.40	2.40	0.96
5	Vadodara	6.71	88	1.32	1.32	0.528
6	Vadodara	11.69	180	2.70	2.70	1.08
7	Vadodara	31.58	492	7.38	7.38	2.952
8	Vadodara	32.69	532	7.98	7.98	3.192
9	Vadodara	35.93	400	6.00	6.00	2.4
10	Vadodara - Gorava	123.09	1568	23.52	23.52	9.408
<b>Total</b>		<b>1240.37</b>	<b>19043</b>	<b>285.65</b>	<b>285.65</b>	<b>114.26</b>

# In-situ Slum Rehabilitation Project (ISSR)

(Rs. in Cr.)

Sr. No.	City	Project Cost	No. of DUs	GoI Share	GoG Share	GoI 1st installment @40%
1	Ahmedabad	3.30	55	0.55	0.55	0.22
2	Ahmedabad	11.94	199	1.99	1.99	0.80
3	Ahmedabad	3.72	62	0.62	0.62	0.25
4	Ahmedabad	12.24	204	2.04	2.04	0.82
5	Ahmedabad	5.10	85	0.85	0.85	0.34
6	Ahmedabad	15.72	262	2.62	2.62	1.05
7	Ahmedabad	6.72	112	1.12	1.12	0.45
8	Ahmedabad	23.04	384	3.84	3.84	1.54
9	Ahmedabad	3.54	59	0.59	0.59	0.24
10	Ahmedabad	22.14	369	3.69	3.69	1.48
11	Ahmedabad	37.38	623	6.23	6.23	2.49

# In-situ Slum Rehabilitation Project (ISSR)

(Rs. in Cr.)

Sr. No.	City	Project Cost	No. of DUs	GoI Share	GoG Share	GoI 1st installment @40%
12	Ahmedabad	48.42	807	8.07	8.07	3.23
13	Ahmedabad	3.96	66	0.66	0.66	0.26
14	Ahmedabad	29.58	493	4.93	4.93	1.97
15	Ahmedabad	7.08	118	1.18	1.18	0.47
16	Ahmedabad	78.42	1307	13.07	13.07	5.23
17	Ahmedabad	9.84	164	1.64	1.64	0.66
18	Ahmedabad	3.90	65	0.65	0.65	0.26
19	Ahmedabad	6.06	101	1.01	1.01	0.40
20	Ahmedabad	9.30	155	1.55	1.55	0.62
21	Ahmedabad	3.48	58	0.58	0.58	0.23
22	Ahmedabad	2.94	49	0.49	0.49	0.20



# In-situ Slum Rehabilitation Project (ISSR)

(Rs. in Cr.)

Sr. No.	City	Project Cost	No. of DUs	GoI Share	GoG Share	GoI 1st installment @40%
23	Ahmedabad	3.24	54	0.54	0.54	0.22
24	Ahmedabad	12.42	207	2.07	2.07	0.83
25	Ahmedabad	11.10	185	1.85	1.85	0.74
26	Ahmedabad	7.32	122	1.22	1.22	0.49
27	Ahmedabad	16.56	276	2.76	2.76	1.10
28	Ahmedabad	16.50	275	2.75	2.75	1.10
29	Ahmedabad	39.60	660	6.6	6.6	2.64
30	Ahmedabad	13.08	218	2.18	2.18	0.87
31	Ahmedabad	28.98	483	4.83	4.83	1.93
32	Ahmedabad	9.66	161	1.61	1.61	0.64
33	Ahmedabad	13.80	230	2.3	2.3	0.92

# In-situ Slum Rehabilitation Project (ISSR)

(Rs. in Cr.)

Sr. No.	City	Project Cost	No. of DUs	GoI Share	GoG Share	GoI 1st installment @40%
34	Ahmedabad	19.86	331	3.31	3.31	1.32
35	Ahmedabad	85.86	1431	14.31	14.31	5.72
36	Junagadh	29.62	457	4.57	4.57	1.83
37	Junagadh	38.56	598	5.98	5.98	2.39
38	Junagadh	29.76	468	4.68	4.68	1.87
39	Junagadh	8.77	120	1.2	1.2	0.48
40	Junagadh	32.53	488	4.88	4.88	1.95
41	Junagadh	32.51	492	4.92	4.92	1.97
42	Junagadh	65.02	1052	10.52	10.52	4.21
<b>Total</b>		<b>862.57</b>	<b>14105</b>	<b>141.05</b>	<b>141.05</b>	<b>56.43</b>

# Beneficiary led-construction (BLC)- New Construction

(Rs. in Cr.)

Sr. No.	City	Project Cost	No. of DUs	GoI Share	GoG Share	Beneficiary Share	GoI 1st installment @40%
1	Vapi	4.01	106	1.59	2.18	0.2379	0.64
2	Khambhat	20.09	509	7.64	10.49	1.9681	3.05
3	Anklav	13.73	348	5.22	7.17	1.3384	2.09
4	Siddhpur	6.10	155	2.33	3.19	0.578	0.93
5	Chansma	3.37	86	1.29	1.77	0.3058	0.52
6	Kapadvanj	6.29	155	2.33	3.19	0.7734	0.93
7	Dharampur	4.21	110	1.65	2.27	0.2904	0.66
8	Dahod	6.73	174	2.61	3.59	0.5328	1.04
9	Modasa	6.84	157	2.36	3.23	1.2545	0.94
10	Khedbhrhma	4.57	105	1.58	2.16	0.8357	0.63

# Beneficiary led-construction (BLC)- New Construction

(Rs. in Cr.)

Sr. No.	City	Project Cost	No. of DUs	GoI Share	GoG Share	Beneficiary Share	GoI 1st installment @40%
11	Idar	4.80	110	1.65	2.27	0.8793	0.66
12	Tharad	11.37	260	3.9	5.36	2.1115	1.56
13	Talod	5.00	115	1.73	2.37	0.9095	0.69
14	Vadali	6.70	154	2.31	3.17	1.2138	0.92
15	Jamanagar	7.82	159	2.39	3.28	2.1613	0.95
<b>Total</b>		<b>111.63</b>	<b>2703</b>	<b>40.55</b>	<b>55.69</b>	<b>15.39</b>	<b>16.22</b>

# PMAY- Photos

**Ahmedabad**



**Rajkot**



**Ahmedabad**






# PMAY- Photos

Vadodara -VUDA



Surat



Rajkot





# PMAY- Photos



# PMAY- Photos

**Ahmedabad**



**Surat**



**Rajkot**






# BLC PHOTOGRAPHS


Foundation



Lintel Level



Roof Level



## Submitted HFAPoA for Approval

“ HFAPoA of 132 cities of Gujarat submitted Earlier

**33 Demand Survey under PMAY put up for approval today**

Total Name of City	Housing Demand - Component Wise			
	AHP	BLC	CLS	Total
33	15852	10578	13725	40155

# BEST PRACTICE/INNOVATION

Total DUs constructed: 42,106 out of 53,431 in 16 cities		
Innovative Technology/ Alternative Material Used in Project	Towns/Cities	Scheme
Waffle Crete Technology	Anand, Dahod	IHSDP
Mascon Aluminum Foam Work Technology	Deesa, Bharuch, Palanpur Boriyavi Ahmedabad, Rajkot Ahmedabad	BSUP IHSDP BSUP RAY
Fly Ash Brick <b>Fly Ash Concrete Blocks</b> Bella Stone Masonry	Amreli, Gondal, Jetpur, Porbandar Surendranagar, Kodinar	IHSDP RAY
<b>RCC Shear Wall</b> Aluminum Foam Work Technology <b>Flat Slab Building with shear wall &amp; column</b> Autoclaved Aerated Lightweight Concrete Block <b>Bella Stone Masonry</b>	Valsad Ahmedabad Rajkot Surat Vadodara	Pradhan Mantri Awas Yojana & Mukhya Mantri GRUH Yojana

# BEST PRACTICE/INNOVATION

## Details of IEC initiatives

SN	IEC Activities	Remarks
1.	Newspaper Advertisements in Local Newspaper	<b>Are being carried out at regular interval By State &amp; Corporations</b>
2.	Radio Jingles/Advertisements	
3.	Public Addressing by Eminent/Leading Head Speakers (Area Sabhas, Ward Sabhas, Group Discussions in presence of Local Leaders)	
4.	Hoardings, Banners, Pamphlets, Leaflets	
5	Movie Creation (Gujarati, Hindi, English) and Preparation of Policy and Scheme explanation books (Gujarati, English)	<b>Done as and when required at State Level.</b>
6	Success stories and scheme information on Social Media	
7	1 National Level, 6 State Level and 8 City Level Workshops conducted	
8	In the theaters of various city's 2-minute movies on PMAY (U) and CLSS are displayed in Gujarat.	
9	CLSS coordinator has been appointed in 141 cities of Gujarat.	
10	We are going to arrange one National Level Workshop on smart technology and design for smart housing on 16,17 <sup>th</sup> February 2018 at Gandhinagar, Gujarat.	

# UCs pending at Central level for approval & Central Assistance

(Rs. in Cr.)

## A. 1<sup>st</sup> Installment Pending to be released by GoI for Approved Projects

Scheme	No. of Projects	GoI 1st Installment 40%
PMAY (U)	102	196.52
<b>Total (A)</b>	<b>102</b>	<b>196.52</b>

## B. UC Submitted & Grant to be released by GoI

Scheme	No. of Projects	UC submitted and pending to be released from GoI
RAY	11	74.47
PMAY (U)	28	194.24
<b>Total (B)</b>	<b>39</b>	<b>268.71</b>
<b>Grand Total (A+B)</b>	<b>141</b>	<b>465.23</b>





**Thank you...**



## Achievements against Demand Survey & Roadmap

No.	Component	Housing Demand	DUs Approved	DUs put up for approval	AH by Private Developers	Total	Remaining DUs to be approved
1	AHP	3,36,275	77,148	19,043	72,985	169,176	167,099
2	BLC	1,13,710	19,421	2,703	-	22,124	91,586
3	CLSS	3,14,941	30,247	-	-	29,446	285,495
<b>Total</b>		<b>764,926</b>	<b>126,816</b>	<b>21,746</b>	<b>72,985</b>	<b>220,746</b>	<b>544,180</b>

# Interface with MIS

Indicators	Current Status (No.)
Survey entry made (%)	100%
Projects approved:	240
Projects entered (7A/B/C/D)	240
DUs approved under BLC	19,421
Beneficiaries attached	39,184
Houses geo-tagged	1237
Total fund transferred through DBT (Rs. Lakhs)	0.00
National Electronic Funds Transfer (NEFT) (Rs. Lakhs)	0.00
PFMS/ DBT (Rs. Lakhs)	1460.85
Aadhar Payment Bridge (APB) (Rs. Lakhs)	0.00



# Progress of PMAY(U)

Indicators	Current Status (No.)
Cities Approved	<b>171</b>
Demand Survey Completed	<b>Yes</b>
Total Demand (As per Demand Survey)	<b>7,76,033</b>
Demand received through Common Service Centre and Online Application	<b>CSC- 4,60,999</b> <b>Citizen- <u>1,56,899</u></b> <b>6,17,898</b>
Cases accepted/rejected	<b>3,31,117/82,259</b>
Whether HFAPoA Submitted	<b>Yes, Submitted for 132 cities</b>
Whether AIP Submitted	<b>Yes, Submitted for 132 cities</b>
Whether HFAPoA & AIP entered in MIS	<b>No</b>
SLTC/CLTC staffs approved vs. placed	<b>SLTC - 10/3</b> <b>CLTC - 296/130 (Recruitment under Process)</b>
Target of DUs in 2017-18	<b>40,505 DUs (given by MoHUPA on 13-04-2017)</b>
State Budgetary Provision for PMAY (U) in 2017-18	<b>Rs. 996.67 Cr.</b>

# Progress of RAY & JnNURM

<b>Scheme</b>	<b>Sanctioned</b>	<b>Completed</b>	<b>Occupied</b>	<b>Under Progress</b>	<b>Unoccupied</b>	<b>Yet to be start</b>	<b>Dropped</b>
<b>RAY</b>	30,494	15,906	11,715	10,207	4,191	1,362	3,019
<b>JnNURM</b>	1,27,835	1,25,203	1,19,168	2,632	6,035	0	0
<b>Total</b>	<b>158,329</b>	<b>141,109</b>	<b>130,883</b>	<b>12,839</b>	<b>10,226</b>	<b>1,362</b>	<b>3,019</b>

# GLIMPSES OF PROGRESS of JnNURM

**Chotila**



**Porbandar**



**Kadi**



**Una**





# GLIMPSES OF PROGRESS of RAY



# Status of mandatory conditions

Mandatory conditions	Current Status
Dispensing the need for separate Non Agricultural (NA) Permission	<b>Achieved</b>
Prepare/amend their Master Plans earmarking land for Affordable Housing	<b>Achieved</b>
Single-window, time bound clearance for layout approval and building permissions	<b>Achieved</b>
Adopt the approach of deemed building permission and layout approval on the basis of pre-approved lay outs and building plans.	<b>Achieved</b>
Amend or legislate existing rent laws on the lines of the Model Tenancy Act.	<b>Under Consideration.</b>
Additional Floor Area Ratio (FAR)/Floor Space Index (FSI)/ Transferable Development Rights (TDR) and relaxed density norms.	<b>Achieved</b>

## 33 Demand Survey under PMAY put up for approval today

Sr. No.	Name of City	Class Of City	Housing Demand - Component Wise			
			AHP	BLC	CLS	Total
1	Porbandar	A	4305	628	578	5511
2	Bagasara	C	806	224	476	1506
3	Jafrabad	C	1208	867	12	2087
4	Jasdan	C	784	465	234	1483
5	Manavadar	C	361	85	213	659
6	Rajula	C	180	171	4	355
7	Salaya	C	69	33	47	149
8	Babra	D	209	63	0	272
9	Chalala	D	427	80	389	896
10	Dhrol	D	183	194	155	532

# 33 Demand Survey under PMAY put up for approval today

Sr. No.	Name of City	Class Of City	Housing Demand - Component Wise			
			AHP	BLC	CLS	Total
11	Halvad	D	9	149	339	497
12	Kalawad	D	151	120	4	275
13	Lathi	D	238	174	112	524
14	Sikka	D	106	438	523	1067
15	Sutrapada	D	98	286	11	395
16	Vanthali	D	350	35	160	545
17	Visavadar	D	535	0	101	636
18	Tarsadi	C	566	99	36	701
19	Saputara	D	52	8	11	71
20	Modasa	B	457	532	2400	3389

## 33 Demand Survey under PMAY put up for approval today

Sr. No.	Name of City	Class Of City	Housing Demand - Component Wise			
			AHP	BLC	CLS	Total
21	Kheda	C	410	550	521	1481
22	Khedbhrasma	C	344	346	433	1123
23	Lunavada	C	46	529	897	1472
24	Mehmedabad	C	352	505	312	1169
25	Rajpipla	C	462	447	330	1239
26	Tharad	C	49	193	134	376
27	Umreth	C	251	819	180	1250
28	Vijapur	C	288	117	1693	2098
29	Idar	C	249	649	2595	3493
30	Balasinor	C	782	688	333	1803



## 33 Demand Survey under PMAY put up for approval today

Sr. No.	Name of City	Class Of City	Housing Demand - Component Wise			
			AHP	BLC	CLS	Total
31	Savli	D	233	601	50	884
32	Talod	D	704	151	42	897
33	Mandvi	B	588	332	400	1320
Total			15852	10578	13725	40155

# Details of IEC initiatives

## Hoardings



## Form Distribution



## CLSS Workshop



## Board Meeting



## Ward Meeting



## Hoardings





# BLC (N)- Focus Group Discussion with Beneficiaries

**Mahudh**



**Vapi**



**Virmagam**



**Vijalpor**





# Site Visit by HUDCO

## Palanpur City for BLC(N) & Junagadh City for ISSR

### Palanpur



### Junagadh

