

# 45<sup>th</sup> Central Sanctioning & Monitoring Committee (CSMC)



## Pradhan Mantri Awas Yojana (U)

**Thursday 25<sup>th</sup> July, 2019**



**Presented by:**

**Mr. Lochan Sehra, I.A.S.**


Secretary (Housing),

Urban Development & Urban Housing Department

Government of Gujarat

# Demand - Roadmap as per HFAPoA

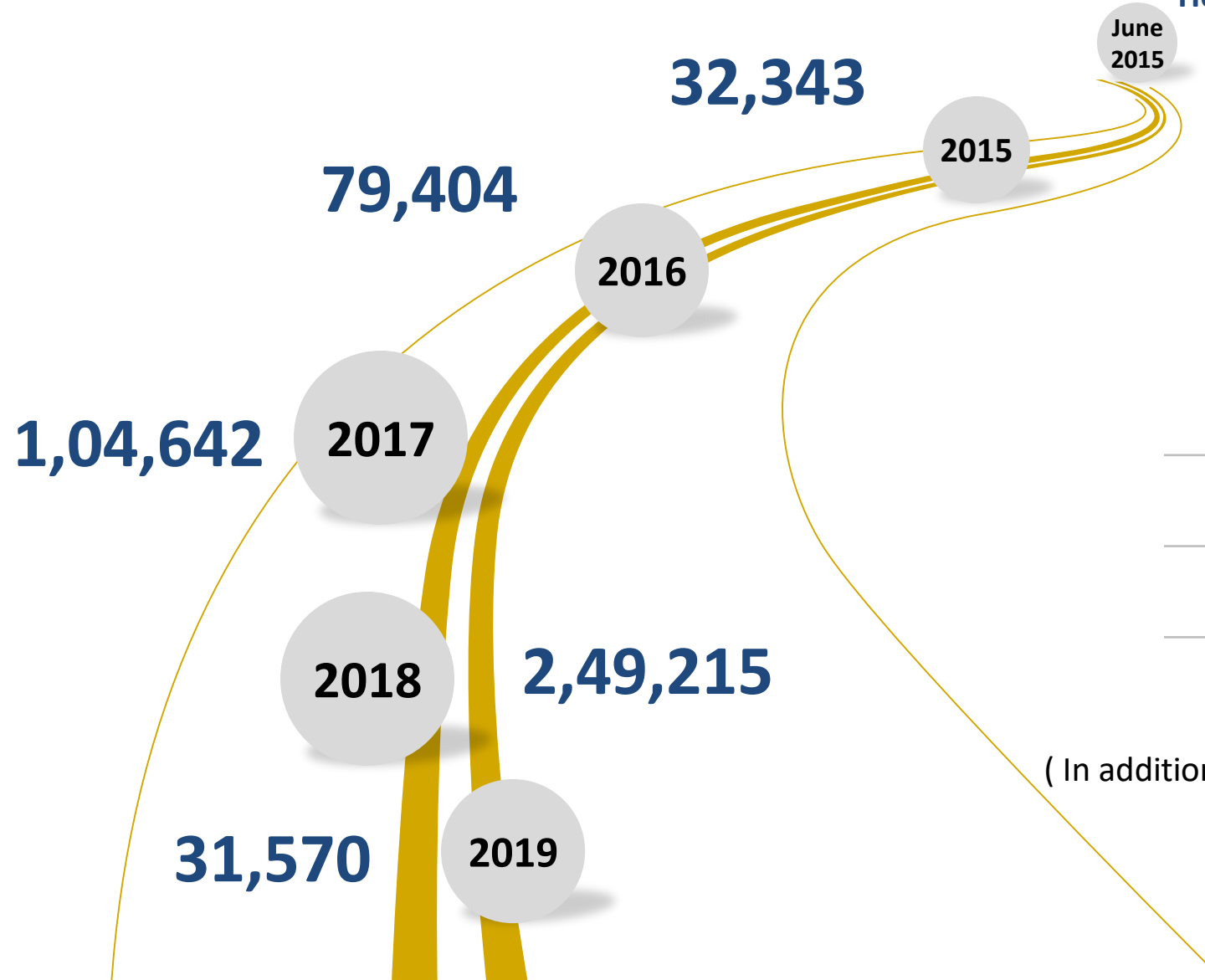
- Total **7,64,926** Demand received under PMAY(U) by 2022



# Roadmap of Achievement

- Total **4,97,174** Houses approved under PMAY(U) under 4 verticals

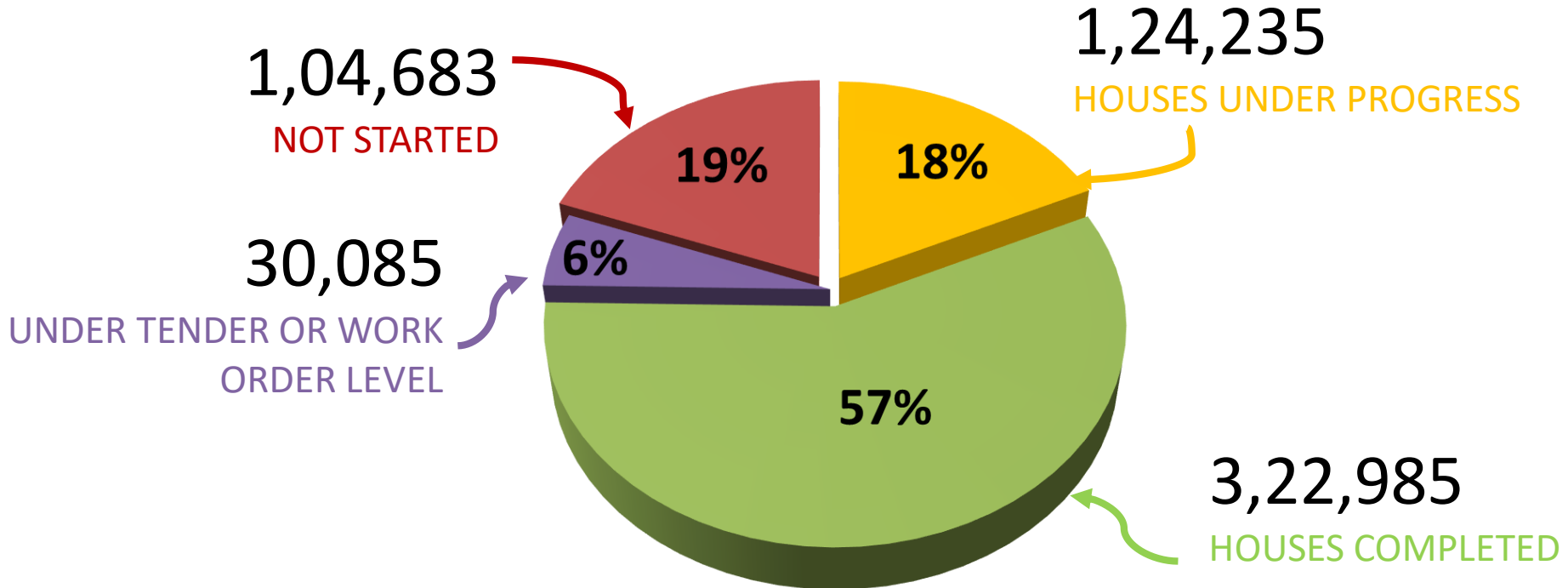
Scheme launched by  
Hon'ble Prime Minister



<b>AHP</b>	<b>1,90,650</b>
<b>ISSR</b>	<b>56,126</b>
<b>BLC</b>	<b>68,481</b>
<b>CLSS</b>	<b>1,81,917</b>

( In addition **26,183** DUs put up for approval today.)

# Overall Progress under PMAY (U) & Other CSS



COMPONENT	APPROVED	PROGRESS	COMPLETED	TENDER OR WORK ORDER LEVEL	NON STARTED
<b>AHP</b>	1,90,456	55,902	76,453	14,588	58,101
<b>ISSR</b>	56,126	26,932	2,976	15,497	26,218
<b>BLC</b>	68,150	36,914	14,973	-	16,263
<b>CLSS</b>	1,83,123	-	1,83,123	-	-
<b>Total</b>	<b>4,97,855</b>	<b>1,19,748</b>	<b>2,77,495</b>	<b>30,085</b>	<b>1,00,582</b>
<b>RAY</b>	30,494	2,723	23,671	-	4,100
<b>JnNURM</b>	-	1,764	21,819	-	-
<b>Total</b>	<b>30,494</b>	<b>4,487</b>	<b>45,490</b>	<b>-</b>	<b>4,100</b>
<b>Total</b>	<b>5,28,349</b>	<b>1,24,235</b>	<b>3,22,985</b>	<b>30,085</b>	<b>1,04,683</b>



No. of DUs : **812**  
Location Name : **Nikol**  
TP /FP No.: **110 / 108**



No. of DUs : **256**  
Location Name : **Hapa**  
TP /FP No.: **3A / 70**



No. of DUs : **1008**  
Location Name : **Mohannagar**  
TP /FP No.: **01 / 66**



No. of DUs : 560  
Location Name : **Mota Varachha**  
TP /FP No.: **25 / 147**





No. of DUs : **294**  
Location Name : **Sewasi**  
TP /FP No.: **01/119**

Photographs:

BLC : Jetpur

Beneficiary Name: Dodhiya Jahidbhai  
Beneficiary Code: 248025080418000010





## Photographs:

Beneficiary Name: Chauhan Afsanaben  
Beneficiary Code: 248025080417800017



Beneficiary Name: Farukh Hasanbhai  
Beneficiary Code: 248025380459700016



Photographs:

Beneficiary Name: Aswani Rameshbhai  
Beneficiary Code: 248025280460400001

Una



Beneficiary Name: Ravindra Rajput  
Beneficiary Code: 248026155510700005

Vijalpore






Before




Before



After



After




Vapi

Vijalpore



Before



After



Before



After



Before



After



# New Project Proposal Brief

17

(Rs. in Cr.)

Vertical	AHP	BLC	Total
No. of Projects	17	78	95
No. of DUs	19780	6403	26183
Project Cost	1927.89	261.01	2188.9
Central Share	296.70	96.04	392.74
State Share	642.30	131.93	774.23
ULB Share	597.22	0.00	597.22
Beneficiary Share	391.67	33.03	424.7
Gol 1 <sup>st</sup> Installment	118.68	38.41	157.09

(Rs. in Lakhs)

Verticals	Per Unit Cost	Central Share	State Share	ULB Share	Benef. Share	Completion Time (Months)
AHP	6.00 to 8.5	1.5	1.5	0.00 to 0.75	3.00 to 5.5	12 to 24
BLC	4.0 to 4.5	1.5	2.0	0.00	0.50 to 1.00	12 months

# New Project Proposal Brief

Checklist	Status (Y/N)
Layout plan(as per NBC norms) Attached	YES
SLAC/SLSMC approval/Minutes submitted	SLAC minutes submitted. Projects approved in SLSMC held on 22 <sup>nd</sup> July, 2019 MoM will be submitted shortly.
Land title status (encumbrance free)	YES
Entries of Annexure 7A,7B &7C	95
Beneficiary list (BLC) submitted	YES
Status of physical & social infrastructure	Near availability vicinity
Implementation plan/Completion period	YES
Beneficiary consent sought	YES

# Affordable Housing in Partnership Projects (AHP)

Sr.	City	Implementing Agency	Category	No. of Project	No. of DUs	Project Cost	GoI Share	GoG Share	GoI 1 <sup>st</sup> Installment @ 40%
1	Ahmedabad	AMC	EWS-1	08	13,824	1160.42	207.36	552.96	82.94
2	Ahmedabad	AUDA	EWS-1 & 2	03	2,450	283.65	36.75	36.75	14.70
3	Gandhinagar	GUDA	EWS-2	02	1,308	245.85	19.62	19.62	7.84
4	Vadodara	VMC	EWS-1	01	796	96.05	11.94	11.94	4.77
5	Surat	SMC	EWS-2	03	1,402	141.90	21.03	21.03	8.41
<b>Total</b>				<b>17</b>	<b>19780</b>	<b>1927.89</b>	<b>296.7</b>	<b>642.3</b>	<b>118.68</b>

# Beneficiary Led- Construction (BLC) Projects



(Rs. in Cr.)

No. of Projects	No. of Cities	No. of DUs	Project Cost	Gol Share	GoG Share	Gol 1 <sup>st</sup> Installment @ 40%
78	73	6403	261.01	96.04	131.93	38.41

## Proposal of approval to Drop the ISSR Project – 1848 DUs of VMC

(Rs. in Cr.)

Sr.	Name of City	Implementing Agency	Approval Date & No. of CSMC	Slum Area	Approved Project Cost	Approved DUs
1	Vadodara	Vadodara Municipal Corporation	7 <sup>th</sup> CSMC 17.03.2016	Ektanagar, R.S. No. 287	116.09	1848
<b>Total</b>					<b>116.09</b>	<b>1848</b>

- Due to PIL in High court and decision is pending since long, ULB would like to drop the project.

# Proposal of approval to Drop the 6 Projects – 2784 DUs in 6 Cities of GHB

(Rs. in Cr.)

Sr.	Name of City	Approved Date	Land Details	Approved Project Cost	Approved DUs	Remarks
1	Amreli	22.07.16	1124/P	14.77	224	<i>Not received adequate demand for implement the projects</i>
2	Dahegam	22.07.16	T.P.3, F.P. 72/10	53.77	640	
3	Dholka	22.07.16	SR. No.144/A	43.68	672	
4	Mahuva	22.07.16	244/1 "P"	65.50	736	
5	Patan	22.07.16	SR. No. 833	21.18	256	
6	Upleta	22.07.16	217/1	17.08	256	
<b>Total</b>				<b>216.01</b>	<b>2,784</b>	



# Revised Project of Affordable Housing in Partnership (AHP)

No.	City	No. of DUs Sanctioned Originally	Revision of DUs	DUs After Revision	Reason
1	Ahmedabad-AUDA	672	756	+84	Due to Revision of Planning.
2		1120	1260	+140	
3	Bhavnagar –BMC	2449	2489	+40	Due to Revision of Planning. (Proposal was requested for 36 <sup>th</sup> , 43 <sup>rd</sup> and 44 <sup>th</sup> CSMC)
4	Jamnagar-JMC	240	272	+32	
5	Rajkot-RUDA	1022	756	-266	Curtailment of DUs due to revision of planning
<b>Total</b>		<b>5503</b>	<b>5533</b>	<b>-</b>	



# Revised Project of Beneficiary Led-Construction (BLC)

No.	City	No. of DUs sanctioned originally	Revision of DUs	Curtailment of DU's
1	Mahesana Nagarpalika Phase-I	846	515	- 331
<b>Total</b>		<b>846</b>	<b>515</b>	<b>- 331</b>

## Remarks:

- The projects was prepared as model of BLC in the initial stage and approved from the Ministry
- After that we have prepared the guideline GR for implementing the BLC projects vide AHM/102017/528/Th-1 dated. 11.04.2017
- As per guideline GR, 331 beneficiaries not fulfil their criteria (in submitting documentation) hence, need to curtail from the DPR
- Proposal was requested in 43<sup>rd</sup> & 44<sup>th</sup> CSMC.





# Revised Project of Rajiv Awas Yojana (RAY-Slum)

Proposal was requested in 36<sup>th</sup>, 43<sup>rd</sup> and 44<sup>th</sup> CSMC

No.	City	No. of DUs sanctioned originally	Revision of DUs	Curtailment of DUs	Reason
1	Ahmedabad	1344	1184	- 160	Cost overrun due to Black cotton soil found at the location .
2	Vadodara	498	366	- 132	Due to unavailability of Land and High court matter regarding TP variation.
3	Vadodara	1448	540	- 908	
4	Vadodara	1856	920	- 936	
Total		5146	3010	- 2136	



# UC Pending at Central level for approval & Central Assistance

(Rs. in Cr.)

No.	Scheme	Amount of UCs / Requested Central Assistance	
1	1 <sup>st</sup> Installment	122.43	
2	CLSS (Grant Awaited for <b>36,712</b> submitted claims)	873.20	
3	CLSS (required for Apprx. <b>34,800</b> pending claims)	830.00	
4	Submitted UCs	RAY	64.10
5		RAY-AHP	1.27
6		PMAY (AHP)	246.49
7		BLC	123.27
8		HFAPoA *	8.42
9		Capacity Building & IEC	0.80
10		CLTC & SLTC	8.34
11		Geo Tagging	0.41
<b>Total</b>		<b>2278.73</b>	

\* We have submitted HFAPoA of all 171 towns of Gujarat but Central Assistance is awaited .

**Thank You**

# Progress of PMAY (U)

Indicators	Current Status (No.)
Cities Approved	171
Demand Survey Completed	Yes
Total Demand (As per Demand Survey)	7,76,033
Demand received through Common Service Centre and Online Application	<b>CSC : 4,61,001</b> <b>Citizen : 1,22,042</b> <b>5,83,043</b>
Cases accepted/rejected/Pending	2,55,640/1,74,267/1,53,019
Whether HFAPoA Submitted	Yes, Submitted for 171 cities
Whether AIP Submitted	Yes, Submitted for 171 cities
Whether HFAPoA & AIP entered in MIS	Yes
SLTC/CLTC staff approved vs. placed	SLTC : 7/10 CLTC : 182/296 (Recruitment under Process)
Target of DUs in 2019-20	1,00,000
State Budgetary Provision for PMAY (U) in 2019-20	Rs. 1120 Cr.

# Interface with MIS

Indicators	Current Status (No.)
Survey entry made (%)	100%
Projects approved:	793
Projects entered (7A/B/C/D)	793
DUs approved under BLC	68,481
Beneficiaries attached	1,17,636
Houses geo-tagged	50,782
Total fund transferred through DBT (Rs. Lakhs)	0.00
National Electronic Funds Transfer (NEFT) (Rs. Lakhs)	0.00
PFMS/ DBT (Rs. Lakhs)	44206.20
Aadhar Payment Bridge (APB) (Rs. Lakhs)	0.00

# Status of EBR Assistance under PMAY(U)

(Rs. in Cr.)

Sr. No	Scheme	Amount	Central Share Released	Surrender of Rs. 4.28 Cr. of ISSR Project	Unutilized Central Share
1	AHP	413.24	158.04	0	255.20
2	BLC	247.06	155.83	0	91.23
3	ISSR	4.28	0	4.28	0
Total		664.58	313.87	4.28	346.43

## Note :

- AHP projects: Central assistance received for the project by private developers. File is under approval for disbursement.
- BLC projects: As per state policy state share release in advance. After utilizations of state share, central assistance release to the beneficiaries. So central assistance remains with the state and will be disbursed in short duration.

# Nominations for

## Special Awards for Best Practices / Innovation

No.	Category	Specific Nominate ULB	No.	Category	Specific Nominate ULB
2	<b>Project Monitoring methods/Tools</b>	Rajkot Municipal Corporation	6	<b>Best AHP Project on Public land</b>	Rajkot Municipal Corporation
3	<b>Policy Initiatives</b>	Gujarat State	7	<b>Best AHP Project on Private land</b>	Ahmedabad Municipal Corporation
4	<b>Adoption of innovative construction technology</b>	Rajkot Municipal Corporation	8	<b>Best ISSR Project</b>	Ahmedabad Municipal Corporation
5	<b>Community Mobilization Initiatives</b>	Ahmedabad Municipal Corporation	9	<b>Convergence</b>	Ahmedabad Municipal Corporation

# Category wise Nomination

Sr.	Award	Awards	Tentative Nomination
1	Best Performing State	03	Gujarat State
2	Best Performing Municipal Corporation	03	Ahmedabad Municipal Corporation
3	Best Performing Municipalities (Municipal Council, Nagar Panchayat)	05	1. Bavla 2. Vapi 3. Modasa
4	Best House Construction (for 3 Beneficiaries from each of 35 States/UTs)	105	1. Mahudha 2. Modasa 3. Vapi 4. Palanpur 5. Visnagar 6. Kalavad 7. Vijalpore 8. Navsari 9. Valsad 10. Balasinor



# Progress under JnNURM Scheme

(Rs. in Cr.)

Sr.	Scheme	No. Of Project	Total Project Cost	No. of Dwelling Units Approved	Work In Progress	Completed	Alloted	Occupied	Unoccupied
1	BSUP	27	2027.6	1,10,296	0	1,10,296	1,10,296	1,09,035	1,261
2	IHSDP	34	332.45	17,539	1,764	15,775	16,185	12,355	3,420
<b>Total</b>		<b>61</b>	<b>2360.05</b>	<b>1,27,835</b>	<b>1,764</b>	<b>1,26,071</b>	<b>1,26,481</b>	<b>1,21,390</b>	<b>4,681</b>

# Unoccupied houses under JnNURM Scheme

Sr. No	City	Houses involved	Houses Under Progress	Houses Un-Occupied	Reasons for un -occupancy
1	Amreli	281		176	<ul style="list-style-type: none"> <li>JnNURM scheme is closed and the other schemes are going on such as RAY and PMAY, under these schemes. Beneficiaries contribution is lesser than JnNURM and under PMAY houses given to slum dwellers without any cost. Also carpet area is increased to 30 sq.m. and higher specification provided under these schemes.</li> <li>Thus the beneficiaries share and specification is vary under different schemes. So, selected slum dwellers is not ready to pay their contribution and beneficiaries not easily finalised under JnNURM.</li> <li>Still we are trying and instructed to ULBs to finalise beneficiaries and occupy the houses at the earliest. and the required fund may be managed under other State schemes.</li> </ul>
2	Ankalv	336	168	168	
3	Dhrangadhra	348		348	
4	Dhahod	480		434	
5	Halvad	828	228	600	
6	Kodinar	512		512	
7	Kutiyana	512	304	208	
8	Mahuva	372	372		
9	Morbi	1008		608	
10	Padara	168		8	
11	Patan	240			
12	Porbandar	2448		1261	
13	Prantij	449		50	
14	Santrampur	272	272		
15	Songadh	560	420		
16	Anand	308		308	
<b>Total</b>		<b>9122</b>	<b>1764</b>	<b>4681</b>	

# Progress under RAY Schemes

(Rs. in Cr.)

Sr.	Scheme	No. Of Project	Total Project Cost	No. of DUs Approved	Work In Progress	Completed	Allotted	Occupied	Unoccupied	Yet to Start/ Dropped
1	RAY- Slum	15	568.8	13,122	3,153	6,909	4,095	3,559	3,350	3,141
2	RAY- AHP	10	1015.98	17,373	458	15,851	16,074	14,704	1,147	1,064
<b>Total</b>		<b>25</b>	<b>1584.78</b>	<b>30,495</b>	<b>3,611</b>	<b>22,760</b>	<b>20,169</b>	<b>18,263</b>	<b>4,497</b>	<b>4,205</b>

# Status of Mandatory Conditions

Mandatory conditions	Current Status
Dispensing the need for separate Non Agricultural (NA) Permission	Achieved
Prepare/amend their Master Plans earmarking land for Affordable Housing	Achieved
Single-window, time bound clearance for layout approval and building permissions	Achieved
Adopt the approach of deemed building permission and layout approval on the basis of pre-approved lay outs and building plans.	Achieved
Amend or legislate existing rent laws on the lines of the Model Tenancy Act.	Under Consideration.
Additional Floor Area Ratio (FAR)/Floor Space Index (FSI)/ Transferable Development Rights (TDR) and relaxed density norms.	Achieved

# Affordable Housing in Partnership (AHP) Projects



(Rs. in Cr.)

Sr.	City	Implementing Agency	Category	No. of DUs	Project Cost	GoI Share	GoG Share	GoI 1 <sup>st</sup> Installment @ 40%
1	Ahmedabad	AMC	EWS-1	361	27.72	5.41	14.44	2.16
2			EWS-1	411	33.87	6.16	16.44	2.46
3			EWS-1	657	50.13	9.85	26.28	3.94
4			EWS-1	1095	81.36	16.42	43.80	6.57
5			EWS-1	1503	120.19	22.54	60.12	9.01
6			EWS-1	2378	297.61	35.67	95.12	14.26
7			EWS-1	3542	270.91	53.13	141.68	21.25
8			EWS-1	3877	278.60	58.15	155.08	23.26

# Affordable Housing in Partnership (AHP) Projects



(Rs. in Cr.)

Sr.	City	Implementing Agency	Category	No. of DUs	Project Cost	Gol Share	GoG Share	Gol 1 <sup>st</sup> Installment @ 40%
9	Ahmedabad	AUDA	EWS-2	280	35.32	4.20	4.20	1.68
10	Ahmedabad	AUDA	EWS-1	658	68.61	9.87	9.87	3.94
11	Ahmedabad	AUDA	EWS-1	1512	179.72	22.68	22.68	9.07
12	Gandhinagar	GUDA	EWS-2	100	13.96	1.50	1.50	0.60
13	Gandhinagar	GUDA	EWS-2	1208	231.88	18.12	18.12	7.24
14	Vadodara	VMC	EWS-1	796	96.05	11.94	11.94	4.77

# Affordable Housing in Partnership (AHP) Projects



(Rs. in Cr.)

Sr.	City	Implementing Agency	Category	No. of DUs	Project Cost	GoI Share	GoG Share	GoI 1 <sup>st</sup> Installment @ 40%
15	Surat	SMC	EWS-2	324	29.97	4.86	4.86	1.94
16	Surat	SMC	EWS-2	408	47.56	6.12	6.12	2.44
17	Surat	SMC	EWS-2	670	64.36	10.05	10.05	4.02
<b>Total</b>				<b>19780</b>	<b>1927.89</b>	<b>296.70</b>	<b>642.30</b>	<b>118.68</b>

# Beneficiary Led-Construction (BLC) Projects



(Rs. in Cr.)

Sr.	City	No. of DUs	Project Cost	Gol Share	GoG Share	Beneficiary Share	Gol 1 <sup>st</sup> Installment @ 40%
1	Chotila Nagarpalika Phase-III	130	5.62	1.95	2.67	0.99	0.78
2	Dhanera Nagarpalika Phase-IV	50	2.17	0.75	1.03	0.39	0.3
3	Dhangadhra Nagarpalika Phase-IV	100	4.32	1.50	2.06	0.76	0.6
4	Limbdi Nagarpalika Phase-III	150	6.49	2.25	3.09	1.15	0.9
5	Mahemdavad Nagarpalika Phase-VI	50	2.23	0.75	1.03	0.45	0.3
6	Thangadh Nagarpalika Phase-IV	100	4.33	1.50	2.06	0.77	0.6
7	Thara Nagarpalika Phase-III	130	5.66	1.95	2.67	1.03	0.78
8	Anklav Nagarpalika Phase-IV	110	4.29	1.65	2.26	0.37	0.66
9	Bareja Nagarpalika Phase-IV	72	2.83	1.08	1.48	0.27	0.43
10	Bavla Nagarpalika Phase-VI	52	2.07	0.78	1.07	0.22	0.31
11	Bhanvad Nagarpalika Phase-II	63	2.41	0.94	1.29	0.17	0.37
12	Boriyavi Nagarpalika Phase-V	108	4.33	1.62	2.22	0.49	0.64
13	Chaklasi Nagarpalika Phase-IV	50	2.02	0.75	1.03	0.24	0.3
14	Chanasma Nagarpalika Phase-III	68	2.75	1.02	1.40	0.33	0.4
15	Chhaya Nagarpalika Phase-III	42	1.67	0.63	0.86	0.17	0.25



# Beneficiary Led-Construction (BLC) Projects



(Rs. in Cr.)

Sr.	City	No. of DUs	Project Cost	Gol Share	GoG Share	Beneficiary Share	Gol 1 <sup>st</sup> Installment @ 40%
16	Deesa Nagarpalika Phase-III	100	4.05	1.50	2.06	0.49	0.6
17	Dholka Nagarpalika Phase-III	45	1.86	0.67	0.92	0.26	0.27
18	Himmatnagar Nagarpalika Phase-II	54	2.15	0.81	1.11	0.23	0.32
19	Jamraval Nagarpalika Phase-III	127	4.83	1.90	2.61	0.31	0.76
20	Kadi Nagarpalika Phase-IV	52	2.09	0.78	1.07	0.23	0.31
21	Kanakpur-Kansad Nagarpalika Phase-IV	20	0.92	0.30	0.41	0.21	0.12
22	Kapadvanj Nagarpalika Phase-IV	72	2.87	1.08	1.48	0.31	0.43
23	Kheralu Nagarpalika Phase-V	81	3.20	1.21	1.66	0.32	0.48
24	Kodinar Nagarpalika Phase-II	57	2.16	0.85	1.17	0.14	0.34
25	Mahesana Nagarpalika Phase-II	248	9.73	3.72	5.11	0.9	1.48
26	Mahudha Nagarpalika Phase-III	110	4.42	1.65	2.26	0.51	0.66
27	Mansa Nagarpalika Phase-V	90	3.54	1.35	1.85	0.33	0.54
28	Nadiad Nagarpalika Phase-IV	67	2.78	1.00	1.38	0.4	0.4
29	Patan Nagarpalika Phase-IV	194	7.82	2.91	3.99	0.91	1.16
30	Prantij Nagarpalika Phase-II	108	4.37	1.62	2.22	0.52	0.64

# Beneficiary Led-Construction (BLC) Projects



(Rs. in Cr.)

Sr.	City	No. of DUs	Project Cost	Gol Share	GoG Share	Beneficiary Share	Gol 1 <sup>st</sup> Installment @ 40%
31	Ranavav Nagarpalika Phase-III	130	5.32	1.95	2.67	0.69	0.78
32	Siddhpur Nagarpalika Phase-III	110	4.34	1.65	2.26	0.42	0.66
33	Sutrapada Nagarpalika Phase-II	91	3.55	1.36	1.87	0.31	0.54
34	Unjha Nagarpalika Phase-II	79	3.18	1.18	1.62	0.37	0.47
35	Vadnagar Nagarpalika Phase-III	203	8.24	3.04	4.18	1.02	1.21
36	Vapi Nagarpalika Phase-VI	101	4.04	1.51	2.08	0.45	0.6
37	Viramgam Nagarpalika Phase-IV	74	2.94	1.11	1.52	0.31	0.44
38	Surat Urban Development Authority Phase-X	47	2.17	0.70	0.96	0.5	0.28
39	Vadodara Urban Development Authority Phase-IV	42	1.94	0.63	0.86	0.45	0.25
40	Barwala Nagarpalika Phase-II	90	3.47	1.35	1.85	0.27	0.54
41	Dabhoi Nagarpalika Phase-V	154	5.95	2.31	3.17	0.47	0.92
42	Halol Nagarpalika Phase-IV	40	1.54	0.60	0.82	0.12	0.24
43	Karjan Nagarpalika Phase-V	109	4.31	1.63	2.24	0.43	0.65
44	Thasara Nagarpalika Phase-II	32	1.23	0.48	0.65	0.09	0.19
45	Bardoli Nagarpalika Phase-V	38	1.74	0.57	0.78	0.39	0.22

# Beneficiary Led-Construction (BLC) Projects



(Rs. in Cr.)

Sr.	City	No. of DUs	Project Cost	Gol Share	GoG Share	Beneficiary Share	Gol 1 <sup>st</sup> Installment @ 40%
46	Gandhidham Nagarpalika Phase-II	44	1.98	0.66	0.90	0.41	0.26
47	Rapar Nagarpalika Phase-III	84	3.84	1.26	1.73	0.85	0.5
48	Valsad Nagarpalika Phase-VI	33	1.50	0.49	0.68	0.33	0.19
49	Vyara Nagarpalika Phase-V	42	1.92	0.63	0.86	0.43	0.25
50	Surat Urban Development Authority Phase-XI	82	3.69	1.23	1.68	0.77	0.49
51	Rajkot Municipal Corporation Phase-X	110	4.19	1.65	2.26	0.27	0.66
52	Palitana Nagarpalika Phase-V	201	7.74	3.01	4.14	0.59	1.2
53	Bhavnagar Municipal Corporation Phase-VII	81	3.78	1.21	1.66	0.89	0.48
54	Porbandar Nagarpalika Phase-III	34	1.57	0.51	0.70	0.36	0.2
55	Sikka Nagarpalika Phase-II	63	2.86	0.94	1.29	0.62	0.37
56	Bhayavadar Nagarpalika Phase-II	67	2.91	1.00	1.38	0.52	0.4
57	Godhra Nagarpalika Phase-IV	100	4.61	1.50	2.06	1.05	0.6
58	Surendranagar Nagarpalika Phase-IV	42	1.86	0.63	0.86	0.37	0.25
59	Wadhwan Nagarpalika Phase-V	117	5.13	1.75	2.41	0.96	0.7
60	Dahod Nagarpalika Phase-IV	32	1.23	0.48	0.65	0.09	0.19

# Beneficiary Led-Construction (BLC) Projects



(Rs. in Cr.)

Sr.	City	No. of DUs	Project Cost	Gol Share	GoG Share	Beneficiary Share	Gol 1 <sup>st</sup> Installment @ 40%
61	Devgadhbaria Nagarpalika Phase-IV	101	3.79	1.51	2.08	0.19	0.6
62	Dharampur Nagarpalika Phase-VI	130	5.00	1.95	2.67	0.37	0.78
63	Dharampur Nagarpalika Phase-VII	101	3.89	1.51	2.08	0.29	0.6
64	Lunavada Nagarpalika Phase-VI	38	1.50	0.57	0.78	0.14	0.22
65	Sahera Nagarpalika Phase-V	134	5.17	2.01	2.76	0.4	0.8
66	Santrampur Nagarpalika Phase-VIII	51	1.96	0.76	1.05	0.15	0.3
67	Umargam Nagarpalika Phase-IV	30	1.15	0.45	0.61	0.08	0.18
68	Surat Urban Development Authority Phase-XII	108	4.17	1.62	2.22	0.33	0.64
69	Surat Urban Development Authority Phase-XIII	45	1.74	0.67	0.92	0.13	0.27
70	Surat Urban Development Authority Phase-XIV	106	4.09	1.59	2.18	0.32	0.63
71	Anand Nagarpalika Phase-VI	57	2.22	0.85	1.17	0.19	0.34
72	Karamsad Nagarpalika Phase-III	50	1.91	0.75	1.03	0.13	0.3
73	Kathlal Nagarpalika Phase-IV	25	0.92	0.37	0.51	0.03	0.15
74	Petlad Nagarpalika Phase-IV	50	1.91	0.75	1.03	0.13	0.3
75	Umreth Nagarpalika Phase-IV	65	2.49	0.97	1.33	0.18	0.39

# Beneficiary Led-Construction (BLC) Projects



(Rs. in Cr.)

Sr.	City	No. of DUs	Project Cost	Gol Share	GoG Share	Beneficiary Share	Gol 1 <sup>st</sup> Installment @ 40%
76	Bharuch Nagarpalika Phase-III	35	1.49	0.52	0.72	0.24	0.21
77	Amod Nagarpalika Phase-III	60	2.55	0.90	1.23	0.41	0.36
78	Jambusar Nagarpalika Phase-III	45	1.91	0.67	0.92	0.31	0.27
<b>Total</b>		<b>6403</b>	<b>261.01</b>	<b>96.04</b>	<b>131.93</b>	<b>33.03</b>	<b>38.41</b>



# Revised Project of Affordable Housing in Partnership (AHP)

(Rs. in Cr.)

Sr. No	Name of City	Originally Approved Details				Revised Details					
		CSMC No. CSMC Date	No of DUs	Project Cost	GOI Share	Revised No of DUs	Revised Project Cost	Revised GOI Share	Revised GOG Share	Revised Beni. Share	Revised ULB Share
1	Ahmedabad (AUDA)	43 <sup>rd</sup> 25-02-19	672	101.03	10.08	756	89.28	11.34	11.34	41.58	19.67
2	Ahmedabad (AUDA)	43 <sup>rd</sup> 25-02-19	1120	161.98	16.80	1260	154.50	18.90	18.90	69.30	39.48
3	Bhavnagar (BMC)	32 <sup>th</sup> 23-03-18	2449	165.97	36.73	2489	176.70	37.33	37.33	74.67	27.36
4	Jamnagar (JMC)	38 <sup>th</sup> 26-09-18	240	19.28	3.60	272	26.46	4.08	4.08	11.36	6.94
5	Rajkot (RUDA)	38 <sup>th</sup> 26-09-18	1022	97.49	15.33	756	92.40	11.34	11.34	41.58	19.72
<b>Total</b>			<b>5503</b>	<b>545.75</b>	<b>82.54</b>	<b>5533</b>	<b>539.34</b>	<b>82.99</b>	<b>82.99</b>	<b>238.49</b>	<b>113.17</b>



# Revised Project of Beneficiary Led-Construction (BLC)

(Rs. in Cr.)

Sr. No	Name of City	Originally Approved Details				Revised Details					
		CSMC No. CSMC Date	No of DUs	Project Cost	GOI Share	Revised No of DUs	Revised Project Cost	Revised GOI Share	Revised GOG Share	Revised Beni. Share	Revised ULB Share
1	Mahesana Nagarpalika Phase-I	15 <sup>th</sup> 22-11-2016	846	36.03	12.69	515	20.26	7.72	10.61	1.92	0.00
Total- A			846	36.03	12.69	515	20.26	7.72	10.61	1.92	0.00



# Revised Project of Rajiv Awas Yojana (RAY-Slum)

(Rs. in Cr.)

Sr. No	Name of City	Originally Approved Details				Revised Details					
		CSMC No. CSMC Date	No of DUs	Project Cost	GOI Share	Revised No of DUs	Revised Project Cost	Revised GOI Share	Revised GOG Share	Revised Benef. Share	Revised ULB Share
1	AMC	4 <sup>th</sup> 12.12.13	1344	59.09	28.19	1184	52.06	24.83	14.81	10.68	1.74
2	VMC	3 <sup>rd</sup> 26.11.13	498	17.60	7.72	366	12.93	5.67	5.11	0.00	2.15
3	VMC	5 <sup>th</sup> 30.12.13	1448	67.74	32.32	540	25.26	12.05	9.11	2.46	1.64
4	VMC	6 <sup>th</sup> 20.01.14	1856	88.91	42.42	920	44.07	21.03	15.90	4.19	2.96
Total			5146	233.34	110.65	3010	134.32	63.58	44.93	17.33	8.49



# Housing for All Plan of Action

- We have already submitted HFAPoA for all 171 Urban Towns of Gujarat
- Out of 171, HFAPoA of 68 cities were not reflected in the submission at MoHUA, As discussed and suggested , we have resubmitted HFAPoA of 68 towns vide letter no. AHM/HFAPoA/2018-19/2644 dated 28th Jan. 2019.
- Please consider the above HFAPoA and reflect in the minutes

# Submitted UCs of PMAY(U) - AHP



(Rs. in Cr.)

Sr. No	ULBs	No of DUs	Revised DUs	Total Attachment	Aadhar based Attachment	% Of Attachment 7=(5/4*)	UC Submitted For claim of Central Share	Date Of Submission	Installment No Claimed
1	SUDA	275	275	275	275	100%	1.26	29/12/2016	2nd
2	BMC	2501	2501	2501	2414	100%	15.00	20/12/2018	2nd
3	JMC	288	288	288	288	100%	1.67	12/03/2019	2nd
4	Unjha	360	360	360	313	100%	1.66	29/03/2019	2nd
5	SMC	704	704	704	704	100%	2.97	14/05/2019	2nd
6	SMC	744	744	744	744	100%	3.19	14/05/2019	2nd
7	SMC	848	848	848	848	100%	3.49	14/05/2019	2nd
8	Bavla	492	492	492	492	100%	1.48	19/02/2019	3rd
9	RMC	1266	1266	1266	1023	100%	6.86	10/07/2019	3rd
10	SMC	3121	3036	3024	3024	100%	16.88	14/05/2019	2nd

(contd..)

# Submitted UCs of PMAY(U) - AHP



(Rs. in Cr.)

Sr. No	ULBs	No of DUs	Revised DUs	Total Attachment	Aadhar based Attachment	% Of Attachment 7=(5/4*)	UC Submitted For claim of Central Share	Date Of Submission	Installment No Claimed
11	SMC	3092	3094	3080	3080	100%	11.49	14/05/2019	2nd
12	VUDA	520	520	517	516	99%	1.56	14/03/2019	2nd
13	SMC	1896	1980	1896	1896	96%	11.60	14/05/2019	2nd
14	VUDA	588	294	268	267	91%	3.53	20/07/2018	2nd
15	RUDA	1694	1694	1449	1446	86%	10.16	25/06/2019	2nd
16	JMC	256	256	216	216	84%	1.54	11/12/2017	2nd
17	VUDA	1008	1286	1008	1008	78%	3.04	06/06/2019	3rd
18	VUDA	490	448	341	341	76%	2.94	11/12/2017	2nd
19	Chorvad	792	792	574	574	72%	4.76	19/02/2019	3rd
<b>Total</b>		<b>20935</b>	<b>20878</b>	<b>19851</b>	<b>19469</b>		<b>105.07</b>		

# Submitted UCs of PMAY(U) - BLC



(Rs. in Cr.)

Sr. No	CSMC & Date	UC Submitted For claim of Central Share	Date Of Submission	Installment No Claimed
1	15th CSMC Dtd 22-11-16	19.06	26/04/2019	2nd
2	21st CSMC Dtd 24-04-17	23.23	26/04/2019	
3	25th CSMC Dtd 23-08-17	16.86	26/04/2019	
4	30th CSMC Dtd 07-02-18	48.27	26/04/2019	
5	32nd CSMC Dtd 26-03-18	15.85	26/04/2019	
<b>Total</b>		<b>123.27</b>		

# Submitted UCs of - RAY



(Rs. in Cr.)

Sr. No	MC/Authority	No of DUs	UC Submitted For claim of Central Share	Date Of Submission	Installment No Claimed	Remarks
1	VMC	1448	12.43	19/08/2016	2nd	300 DU's completed
2	Palanpur	1776	17.38	20/12/2016		240 DU's Completed
3	Surendranagar	960	11.14	02/01/2017		450 DU's Completed
<b>Total (A)</b>		<b>4184</b>	<b>40.95</b>			
4	AMC	1344	6.51	04/09/2017	3rd	Work Completed
5	AMC	1184	5.70	04/09/2017		Work Completed
6	Thangadh	420	3.07	26/02/2018		Work Completed
7	VMC	498	1.13	20/03/2018		Work Completed
8	Bharuch	512	2.29	06/11/2018		408 DU's Completed
9	Kodinar	480	2.38	17/11/2018		400 DU's Completed
10	VMC	1491	2.08	25/06/2019		1012 DU's Completed
11	SUDA	848	1.27	07/09/2018		Work Completed
<b>Total (B)</b>		<b>6777</b>	<b>24.43</b>			
<b>Total (A+B)</b>		<b>10961</b>	<b>65.38</b>			

# UCs of supportive activities



(Rs. in Cr.)

Sr. No	Particulars	UC Submitted For claim of Central Share	Date Of Submission	Installment No Claimed
1	HFAPoA For 30 Cities	2.44	21/03/2017	2nd
2	HFAPoA For 141 Cities	5.98	18/10/2017	
3	CLTC Staff	7.96	18/09/2018	
4	SLTC Staff	0.38	26/04/2018	
5	Geo-tagging	0.03	26/04/2019	
6	Geo-tagging	0.08	26/04/2019	
7	Geo-tagging	0.19	26/04/2019	
8	Geo-tagging	0.11	26/04/2019	
9	IEC Activities	0.40	02/06/2018	
<b>Total</b>		<b>17.57</b>		