

# Pradhan Mantri Awas Yojana (PMAY-U)



**Proposal for New 158 projects under Vertical III and IV  
And Curtailment of 24345 units in 135 proposals under BLC**

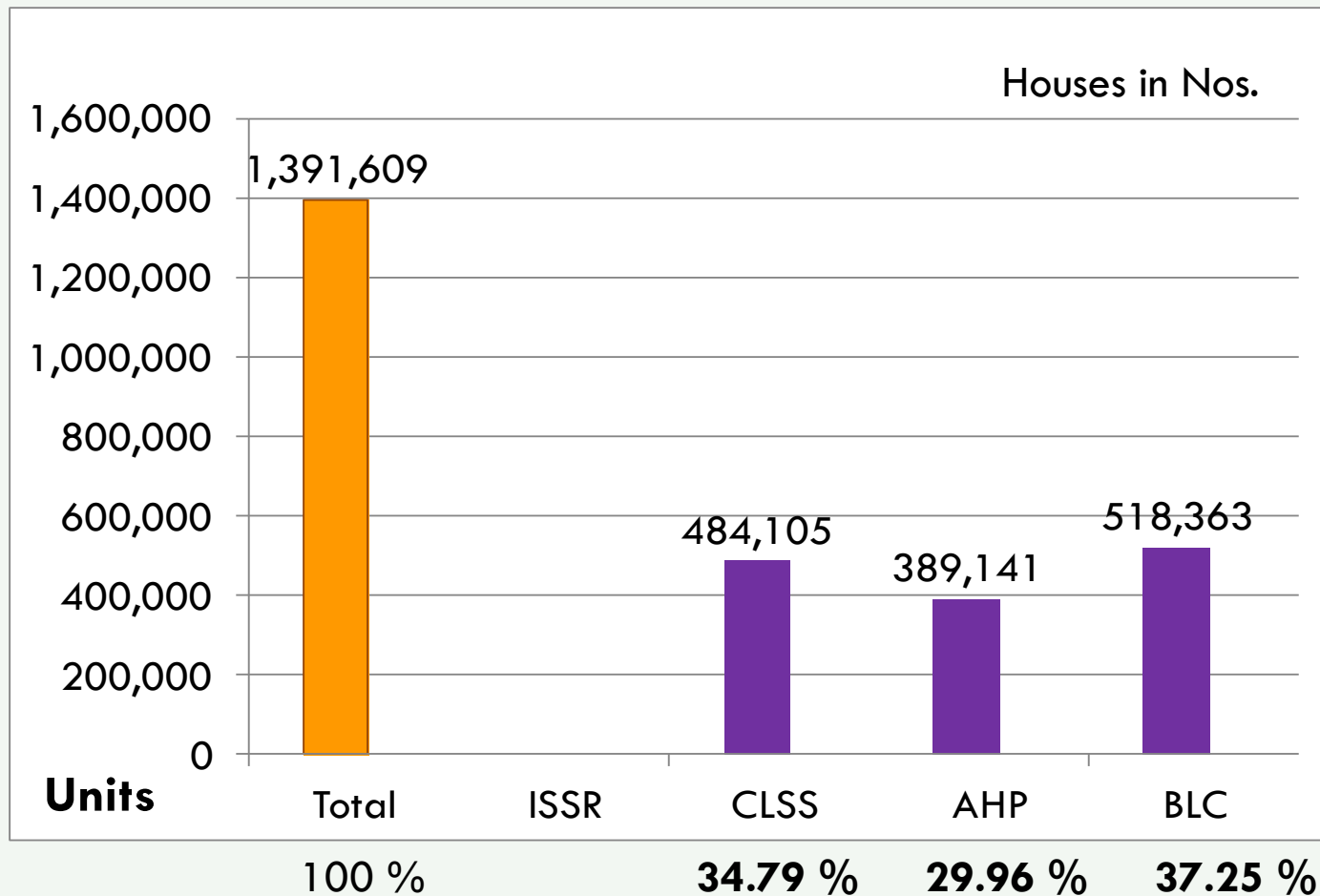
**Presented to 47<sup>th</sup> CSMC meeting on 25.09.2019**



**Government of Tamil Nadu**

**SLNA - Tamil Nadu Slum Clearance Board**

## Housing requirement assessed under the Four Verticals in 666 Cities/Towns

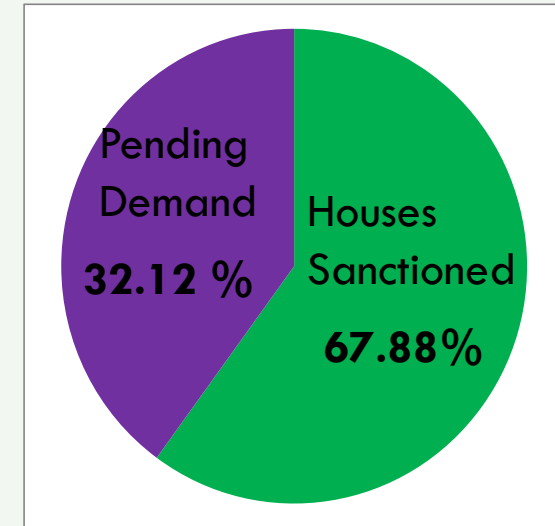
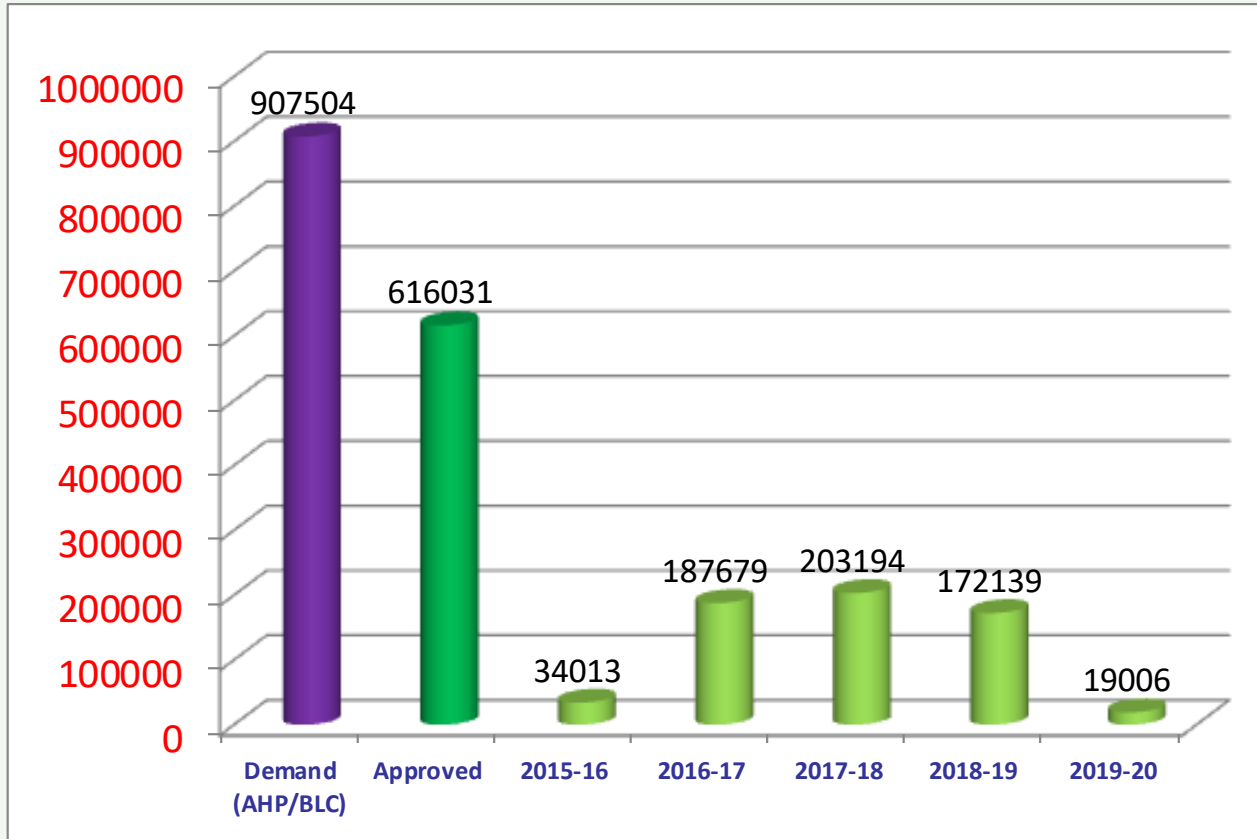


**Source:** ULB Survey, Common Service Centre (CSC) & Online/Citizen

- ❖ HFAPoAs for 666 cities /Towns have been submitted to Gol .
- ❖ 528 HFAPoAs have been approved, balance approval awaited.

# Houses Sanctioned under AHP & BLC (from 08.12.2015)

Houses in Nos.



Demand under	
AHP	- 3,89,141
BLC	- 5,18,363
<b>Total</b>	<b>- 9,07,504</b>

Total Units sanctioned under AHP & BLC : 6,16,031

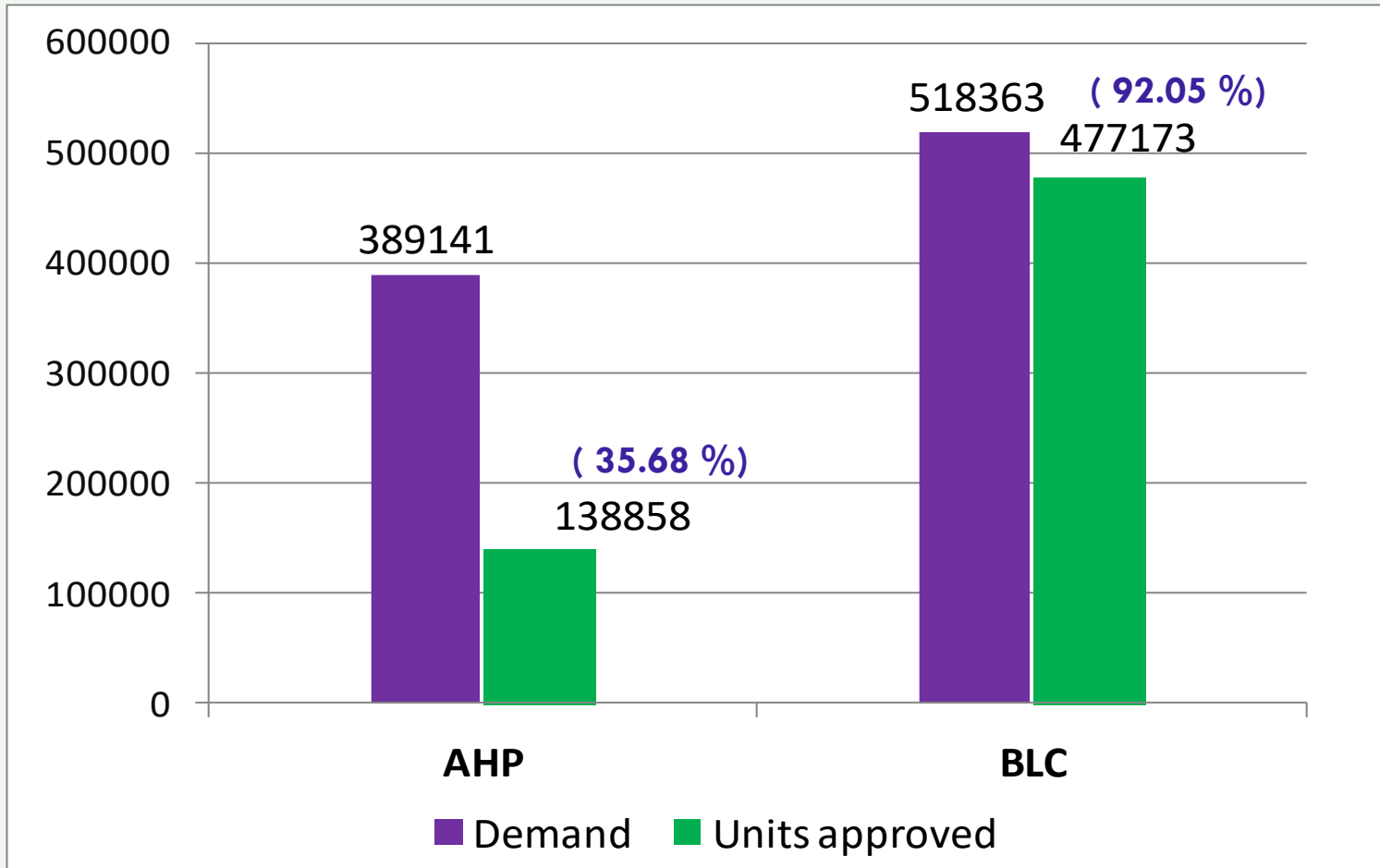
## Details of the Projects Approved so far after Curtailment

Rs.in Crore

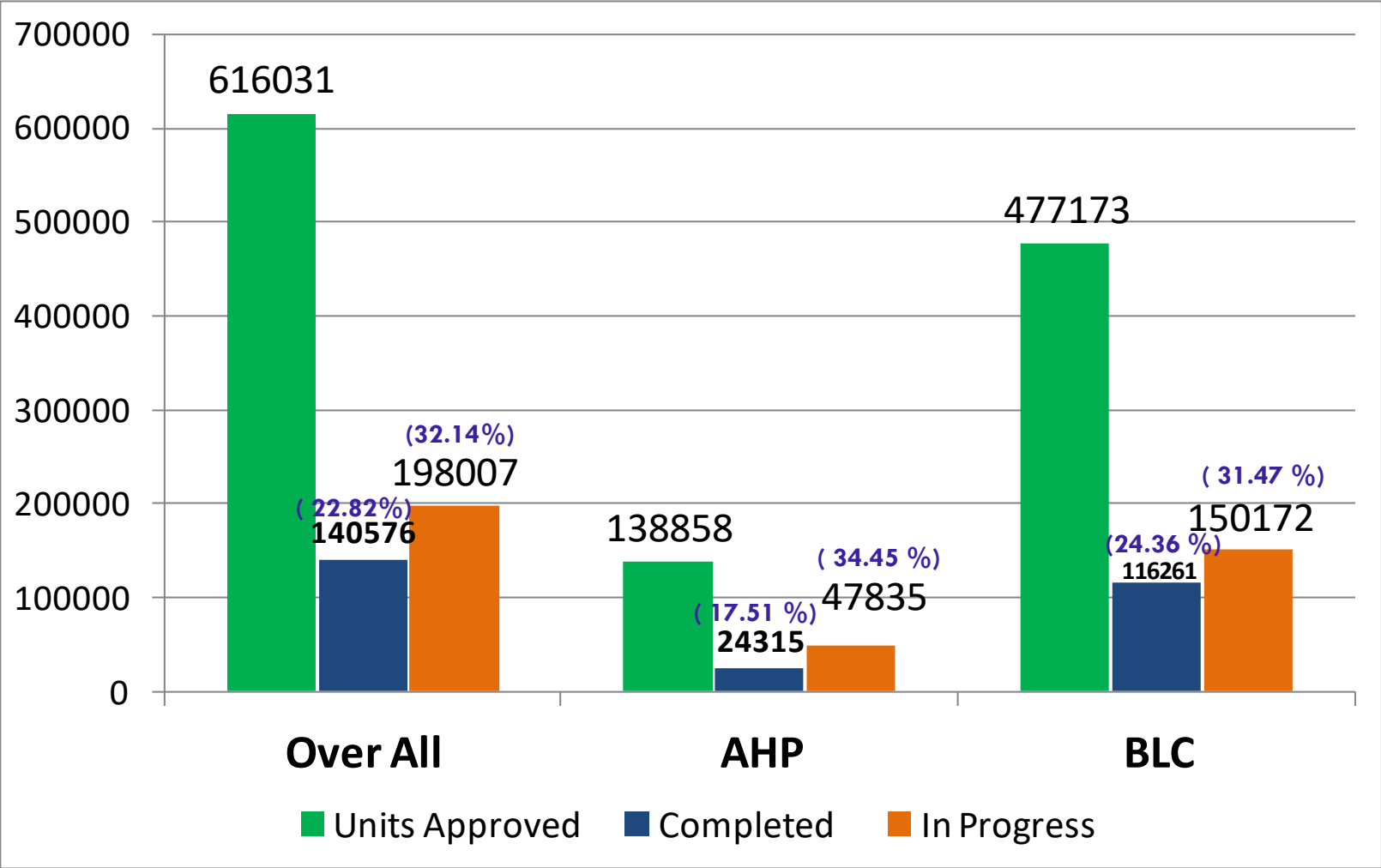
Vertical	No of Projects	No. of tenements / houses	Project cost	GOI Grant	GoTN Grant	Institutional share/TDR	Beneficiaries share
AHP	291	138858	14280.77	2082.88	8201.04	430.08	3566.73
BLC	2518	477173	14496.85	7157.60	2863.04	0	4176.21
<b>Total</b>	<b>2809</b>	<b>616031</b>	<b>28777.62</b>	<b>9240.48</b>	<b>11064.08</b>	<b>430.08</b>	<b>7742.94</b>

## Demand Survey Vs Approval (upto 46<sup>th</sup> CSMC)

5



# Approval Vs Progress (upto 30.8.2019)



# Physical Progress - AHP PROJECTS

No. Of Projects approved	No. Of Units Approved	Completed	In Progress	Tender / Work Order Stage	Estimate Stage
291	138858	24315	48495	72810	45429

## Road Map for Completion of 48,495units (In progress)

➤ By December'19	-	10,500 (21.95%)
➤ By March'20	-	6,500 (13.59%)
➤ By March'21	-	31,495 (64.46%)
<b>Total</b>	-	<b>48,495 (100.00%)</b>

## Physical Progress - BLC PROJECTS

No. Of Projects	No. Of Units	Work order issued	Grounded	In Progress					Completed
				Foundati on	Plinth	Lintel	Roof	Total	
2518	528526	392555	266433	58911	17491	28400	45370	150172	156411

### Road Map for Completion of 1,50,172 units in progress

➤ By December'19	-	20,000 (13.32%)
➤ By March'20	-	20,000 (13.32%)
➤ By March'21	-	1,10,172 (73.36%)
<b>TOTAL</b>	<b>-</b>	<b>1,50,172 (100.00%)</b>



## Status of MIS Entries (upto 24.9.2019)

Indicators		Current Status (No.)				
Survey entry made in PMAY-MIS by ULBs (Door to door survey)		90.54 % (8,07,320 / 8,91,682) (Achieved / Target)				
Survey Entry (ULBs + CSC+ Online) Approved in PMAY MIS (%)	Vertical	ISSR	CLSS	AHP	BLC	Total
	Entry	3,17,764	3,60,341	5,06,356	7,41,005	19,25,466
	Validated	20,415	3,61,476	3,68,468	5,74,264	13,24,623
No of Projects approved:		2548 (AHP -276 , BLC -2272 )				
No of Projects entered (7A/B/C/D)		2548 (AHP -276 , BLC -2272 )				
No of Dwelling Units approved		AHP		BLC		Total
		136,977		4,78,102		6,15,079
Beneficiaries attached (4B form)		48,604 ( 35.48 %)		4,31,506 ( 90.25 %)		4,80,110 ( 78.06 %)
Houses Geo-tagged		1,29,273 (94.38%)		3,38,916 ( 70.89 %)		4,68,189 (76.12%)
Aadhaar seeded		48,604 ( 35.48 %)		4,20,922 ( 88.04 %)		4,69,526 (76.33%)

## Details of UCs submitted

(Rs. In Crore)

Sl. No	Vertical	No of Projects	No. of units	Project cost	Gol total Grant	Gol 1 <sup>st</sup> & 2 <sup>nd</sup> Installment share Released	UC submitted against 1 <sup>st</sup> & 2 <sup>nd</sup> installment Release	UC Submitted date	Eligible share to be Release by Gol against 1 <sup>st</sup> Installment
1	AHP	276	136977	14096.35	2054.65	453.44	385.45	21.05.2019 (3 <sup>rd</sup> to 22 <sup>nd</sup> ), 16.05.2019 (27 <sup>th</sup> ,30 <sup>th</sup> ) 7.05.2019(24 <sup>th</sup> )	176.92
2.	BLC	2272	478102	14476.34	7171.53	2445.68	1864.02	10.05.2019	696.32
<b>Total</b>		<b>2548</b>	<b>615079</b>	<b>28572.69</b>	<b>9226.18</b>	<b>2899.12</b>	<b>2249.47</b>		<b>873.24</b>

RAY – Gol has so far released Rs.33.21Cr. against 45.37 Cr. and the balance amount of **Rs.11.16 Cr.** is yet to be released.

**Note: In Total Gol have to be release a sum Rs. 884.40 Crore**

## PROGRESS OF VERTICAL – II (CLSS)

Indicators	Current Status (No.)
Total Demand of CLSS	ULB : 2,01,164 CSC : 2,45,986 Online : 36955 <span style="font-size: 2em; vertical-align: middle;">} 4,84,105</span>
Total no of Loans Sanctioned	29466 ( NHB – 28922 , HUDCO - 544 )
Loan Amount	Rs. 5668.77 Cr ( NHB – 5578.00 Cr , HUDCO – 90.77 Cr)
Disbursed Amount	Rs. 4033.01 Cr ( NHB – 3962.80 Cr , HUDCO – 70.21 Cr)
Subsidy Amount	Rs.511.67 Cr ( NHB –501.08 Cr , HUDCO – 10.59 Cr)

# BRIEF OF PROJECT PROPOSALS FOR 47<sup>TH</sup> CSMC WITH SLAC APPROVAL

(Rs. Lakhs)

Sl. No	Component	No. of Projects	No of units	Project cost	<b>GoI Share</b>	GoTN Share	Beneficiary Share
1	Vertical IV - BLC	152	24718	74154.00	<b>37077.00</b>	14830.80	22246.20
2	Vertical III - AHP	6	1991	19745.62	<b>2986.50</b>	13937.00	2822.12
<b>Total (BLC + AHP)</b>		<b>158</b>	<b>26709</b>	<b>93899.62</b>	<b>40063.50</b>	<b>28767.80</b>	<b>25068.32</b>

## Break up for unit Cost

Verticals	Unit Cost	Central Share	State Share	Beneficiary Share /Cross Subsidy	Completion Time
AHP	8.78-10.52	1.5	7.00	0.28-2.02	1.5 years
BLC	3.00	1.5	0.60	0.90	1 year

**Glimpse of Progress**  
**Photographs of AHP in**  
**Tamil Nadu**

## **Ariyalur - Kurumbanchavadi**

**No. of Unit : 288, Project Cost : 2376.00 lakh**





## Madurai - Rajakkur Ph II

No. of Unit : 1088, Project Cost : 8975.00



**VEERAPANDI**  
**TIRUPPUR**

**No. of Unit: 1280 Project Cost : 9611.42**





**Indira Gandhi Kuppam - Chennai**  
AHP Projects

**No. of Unit : 128 Project Cost :1090.00 Lakh**



# Namakkal – LBS PH III & PH IV

## AHP Project

No. of Unit : 1152 Project Cost : 9162.48 Lakh





# Pillayarpatti-Thanjavur

AHP Projects

No. of Unit: 256 Project Cost : 1948.00 Lakh



**KULAVAIMEDU- VELLORE**  
**AHP Project**

**No. of Unit: 192 Project Cost : 1590.23**





**Dhobikana – Chennai**  
AHP Projects

No. of Unit : 128 Project Cost : 1021.00 Lakh



## Erode - Bhavani Road Phase I

No. Of Unit: 448 Project Cost :3546.77 Lakh





# Pudukottai - Narimedu

No. Of Unit: 1920 Project Cost :15058.14 Lakh

Construction of 1920 Tenements at Narimedu in Pudukkottai under HFA (AHP)



Construction of 1920 Tenements at Narimedu in Pudukkottai under HFA (AHP)



Construction of 1920 Tenements at Narimedu in Pudukkottai Under HFA (AHP)



Construction of 1920 Tenements at Narimedu in Pudukkottai under HFA (AHP)



**JAYA NAGAR**  
**TIRUPPUR**





# Pre – Fab Technology - Photos

**Chennai – NTO Kuppam**

**No. of Unit : 480 Project Cost :5880.00 Lakh**



# Monolithic Concrete Technology - Photos

## Chennai - Moolakothalam – phase 1

No. of Unit 648

Project Cost : 8424.00 Lakh



**Glimpse of Photographs of  
Completed Houses Under  
BLC in Tamil Nadu**



# Erode



**Padma W/O Venkatesan  
Erode  
338035428362800571**

# Gobichettipalayam



**Latha W/O Gopalan  
Gobi  
338035237677200113**

# Tiruppur



## Udhagamandalam



## Udumalaipettai





# Coimbatore

33



# Cuddalore





# Kancheepuram



# Vellore



# Chennai





# Vellore

37



# Jayakondam



# Pattukottai




# Thanjavur Corporation





# Trichy Corporation







**THANK YOU**