

Ref: BMT/C-F/EBR-PMAY/2017-18/104
27th March, 2019

To


The Principal Secretary to Government
MA & UD Department,
Government of Andhra Pradesh
A.P. Secretariat, Velagapudi,
Hyderabad-500022**Subject: Release of Central Assistance under Housing for All (Urban) Pradhan Mantri Awas Yojna from National Urban Housing Fund (NUHF) – reg.**

Sir,

Please refer to the sanction letter no. **N-11012/35/2019-HFA-III-UD (CN 9062312)** dated 27.03.2019 on the subject mentioned above received from Ministry of Housing & Urban Affairs (copy enclosed). In this regard, it is informed that an amount of **Rs. 657,21,00,000/- (Rupees Six Hundred Fifty Seven crore Twenty One Lakh Only)** has been credited to the **State Government of Andhra Pradesh**, as mentioned in the sanction order as Central Assistance under Housing for All (Urban) Pradhan Mantri Awas Yojna. The amount was released through EAT module of PFMS.

Thanking you,

Yours faithfully,

(Dr. Shailesh Kr. Agrawal)
Executive Director

Encl.: As above

Copy to:

1. The Chief Controller of Accounts, Ministry of Housing & Urban Affairs, Nirman Bhawan, New Delhi-110011
2. Sh. S. C. Jana, Dy. Secretary (HFA-III), Mission Director, Ministry of Housing & Urban Affairs, Nirman Bhawan, New Delhi-110011
3. The Under Secretary, HFA-III Section, Ministry of Housing & Urban Affairs, Nirman Bhawan, New Delhi


11/4/19

① AO - HFA

② Man. Cell BMDag 11/4/19

③ MIS - HFA

हम हिन्दी में किये गये पत्राचार का स्वागत करते हैं।

F. No: N-11012/35/2019-HFA-III-UD (CN 9062312)

Government of India
Ministry of Housing & Urban Affairs
HFA-III Section

Nirman Bhawan, New Delhi

Dated: 27-March, 2019

To

The Executive Director,
Building Materials & Technology Promotion Council (BMTPC)
Core 5 A, 1st Floor, India Habitat Centre,
Lodhi Road, New Delhi – 110003

Sub: Release of Rs. 657,21,00,000/- (Rupees six hundred and fifty seven crore twenty one lakh only) as 2nd instalment of Central Assistance under Pradhan Mantri Awas Yojana (Urban) {PMAY (U)} - Housing for All Mission to the State Govt. of Andhra Pradesh for 40 AHP projects (out of 46 AHP projects) approved by CSMC in its 24th meeting held on 24.07.2017 from National Urban Housing Fund (NUHF) raised through Extra Budgetary Resources (EBR) borrowed from Housing and Urban Development Corporation Ltd (HUDCO) for the financial year 2018-19.

Sir,

In pursuance of the constitution of National Urban Housing Fund (NUHF) in BMTPC for channelizing central assistance/subsidy under the PMAY(U)-Housing for All Mission, I am directed to convey the sanction of the competent authority and authorize BMTPC for release of **Rs. 657,21,00,000/- (Rupees six hundred and fifty seven crore twenty one lakh only)** to the **State Government of Andhra Pradesh for 40 AHP projects (out of 46 AHP projects) approved by CSMC in its 24th meeting held on 24.07.2017** from NUHF borrowed from HUDCO as **2nd installment** of central assistance for creation of capital assets under PMAY (U) for the F.Y. 2018-19. Details of the 40 AHP projects are attached at **Annexure**.

2. The fund being released is in proportion to data entered in MIS as on 08.03.2019 out of the approved list of beneficiaries in the CSMC in its 24th meeting held on 24.07.2017 and Action Taken Report on TPQMA. The remaining funds under 2nd instalment will be released subsequently once data entry is completed and reported in MIS alongwith ATRs on TPQMA. The category-wise summary of the above said release is as under:

(Rs. in lakh)

No. of Project.	Central Assistance sanctioned	1st installment (40%) of central assistance sanctioned	Already Released 1 st instalment (for 46 AHP projects)	Central assistance being released in this sanction on the basis of ATRs received (2 nd instalment for 40 AHP projects)	Category-wise Central Assistance being released in this sanction (2 nd instalment)		
					SC Component	ST Component	Other than SC/ST Component
46 AHP	2,49,444.00	99,777.60	99,777.60	65,721.00	6,509.40	1,389.60	57,822.00

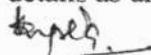
Signature

3. BMTPC shall release the amount to State Government of **Andhra Pradesh** within two working days through EAT module of PFMS. BMTPC shall inform the Ministry about the transfer of funds to the State/UT immediately. BMTPC shall also maintain proper record of the release made under the NUHF as per General Financial Rules, 2017 and the extant accounting procedure.

4. Based on the decision of the said CSMC and on the recommendations made by MoHUA, the release of central assistance of **Rs. 657,21,00,000/-** is further subject to the following terms and conditions in addition to the observations of the CSMC:

- i. The releases made by BMTPC to the State/UT Government shall be kept in a separate designated account for utilization towards the implementation of the scheme and shall not form part of their general financial operations.
- ii. The funds shall be utilized for the purpose and for the selected categorized beneficiaries only, for which these are sanctioned. Otherwise, these funds will have to be refunded along with interest as per provisions for GFR-2017. No deviation from the framework for implementation of PMAY (U) is permissible.
- iii. The expenditure on the implementation of the scheme/projects will be shared between the Central and the State/ULB/Implementing Agency (IA) as committed. The committed State share should also be released within 15 days from the date of receipt of Central Share in the SLNA account. In case of shortfall of State/ULB/IA share, corresponding amount of Central share will be deducted from the subsequent instalment (s).
- iv. The funds including Central and State share will thereafter be released by the State/UT Government to the implementing agencies without any delay failing which the amount would be recovered from the State/UT Government with interest, as applicable, for the period of default.
- v. Necessary sanctions/approvals/compliances required under the statutory or other regulatory regime as applicable would be obtained by the authority (ies) concerned with the project (s).
- vi. The State Government and implementing agencies shall put in place a monitoring system to ensure that the project (s) achieve scheduled milestone and envisaged outcomes including implementation of reforms and other conditions required under the scheme.
- vii. The State Government/implementing agencies shall utilize the grant in accordance with the approved guidelines of PMAY (U) for the implementation of the Scheme.
- viii. The State Government shall furnish Utilization certificates of the Grant released in the prescribed format as per GFR – 2017 to the Ministry of Housing and Urban Affairs as provided in the scheme guidelines.
- ix. Where there is an element of cash transfer to individual beneficiaries, the same may be made through PFMS/DBT mode as applicable and necessary transaction details may be updated in MIS immediately after the disbursement. The State Government shall submit an authenticated certificate from the bank showing complete details of disbursement of funds to each beneficiary before release of subsequent instalment.
- x. The State Government shall ensure the geo-tagging of these AHP projects for necessary monitoring.
- xi. State Government shall ensure that the specifications of the houses conform to NBC/IS Standards and that requisite infrastructure will be provided by the State Government / ULB.
- xii. State Government shall submit the Action Taken Report (ATR) on the observations/recommendations of Third Party Quality Monitoring Agency (TPQMA) for quality monitoring purpose before release of subsequent instalment.
- xiii. BMTPC shall adhere to the conditions stipulated in the Letter of Authority dated 09.10.2018 and 06.03.2019 issued by Ministry of Finance in respect of EBR raised through HUDCO.

5. The expenditure is to be booked in **PFMS scheme code 1989** -State & UT Grants under PMAY (Urban)-EBR Component for **Rs. 657,21,00,000/- (Rupees six hundred and fifty seven crore twenty one lakh only)** for the financial year 2018-19 and will be transferred to State Govt. of Andhra Pradesh through e-payment as per details as under:



Name of the State	Andhra Pradesh
Agency name as per Bank Account	Andhra Pradesh Township & Infrastructure Development Corporation Ltd.
Account No	630605500632
Bank Name	ICICI BANK
Bank Address	M.G. Road, Vijayawada
IFSC code	ICIC0006306

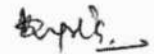
6. The requisite Utilisation Certificates have been received from the State Government under the Mission.

7. As per rule 236(1) of GFR, 2017, the relevant accounts of the Grantee institution(s)/ Organisation(s) shall be open to inspection by the sanctioning authority and audit, both by the Comptroller and Auditor General of India under the provision of CAG (DPC) Act 1971 and internal audit by the Principal Accounts Office of the Ministry or Department, whenever the Institution or Organisation is called upon to do so.

8. This issues with the concurrence of the Finance Division vide their **Note No.#20** (E: 9062312) dated 26.03.2019.

9. This sanction has been registered at S.No. **104** in the EBR Sanction Register of HFA Mission Directorate of the Ministry of HUA for the year 2018-19.

Yours faithfully,

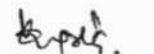


(Vinod Gupta)

Under Secretary to the Government of India
Tele No.011-23062859

Copy to:-

1. The Principal Secretary, Department of Urban Development, Government of Andhra Pradesh, AP Secretariat, Amaravati, Andhra Pradesh-522238
2. Managing Director, APTIDCO & Mission Director (PMAY). 4th Floor, Bus Bhawan, Vijayawada, Andhra Pradesh.
3. Accountant General (A&E), Andhra Pradesh.
4. CCA, MoHUA
5. Deputy Secretary, IFD, MoHUA
6. Deputy Secretary (Budget), MoHUA
7. NITI Aayog, SP Divn. / DR Divn. New Delhi
8. O/o CGA, Mahalekha Niyantak Bhavan, New Delhi.
9. Dy. Chief (MIS/DRMC), HFA Directorate to place this sanction at appropriate place on the Website of the Ministry.
10. DS (HFA-3), MoHUA.
11. PMU (MIS), HFA Directorate
12. AO (HFA), MoHUA
13. Sanction folder.
14. File Copy



(Vinod Gupta)

Under Secretary to the Government of India

Annexure to Order No. N-11012/35/2019-HFA-III-UD (E: 9062312) dated 03.03.2019

46 AHP Projects of AP approved in 24th CSMC

S.No.	City Name	Central Assistance (Rs. In lakh)	No. of beneficiary as per DPR/ATR Received	No. of valid Beneficiary attached in MIS as on 08.03.2019	SC beneficiaries	ST beneficiaries	Other than SC/ST beneficiaries	Already released in SC Component (Rs. In lakh)	Already released in ST Component Rs. In lakh	Already released in other than SC/ST Component (Rs. In lakh)	Total 1st Instalment released	2nd instalment to be released for SC beneficiaries (Rs. In lakh)	2nd Instalment to be released for ST beneficiaries (Rs. In lakh)	2nd instalment to be released for other than SC/ST beneficiaries (Rs. In lakh)
1	Amadalavalasa	816.00	544	544	27	1	516	24.34	2.03	300.02	326.39	16.20	0.60	309.60
2	Chilakaluripet	3000.00	2000	580	42	17	521	140.90	68.01	991.08	1199.99	25.20	10.20	312.60
3	Dharmavaram	13248.00	8832	7133	158	228	6747	217.58	102.31	4979.31	5299.20	94.80	136.80	4048.20
4	Eluru	17724.00	11816	6965	534	41	6390	766.42	63.64	6259.54	7089.60	320.40	24.60	3834.00
5	Gooty	597.00	398	373	41	9	323	44.93	5.47	188.40	238.80	24.60	5.40	193.80
6	Gudivada	3150.00	2100	2094	191	25	1878	181.65	15.05	1063.30	1260.00	114.60	15.00	1126.80
7	Guntur	15000.00	10000	6377	692	109	5576	676.80	131.77	5191.43	6000.00	415.20	65.40	3345.60
8	GVMC	18366.00	12244	6727	731	73	5923	623.73	89.10	6633.57	7346.40	438.60	43.80	3553.80
9	Hindupur	4125.00	2750	2701	187	56	2458	154.49	21.95	1473.55	1649.99	112.20	33.60	1474.80
10	Jaggalahpet	2256.00	1504	1489	211	73	1205	129.43	38.91	734.06	902.40	126.60	43.80	723.00
11	Jammalamadugu	2122.50	1415	1038	157	39	842	99.44	14.39	735.16	848.99	94.20	23.40	505.20
12	Jangareddigudem	3160.50	2107	2104	315	31	1758	194.40	21.00	1048.80	1264.20	189.00	18.60	1054.80
13	Kadapa	3421.50	2281	2256	259	31	1966	160.90	30.60	1177.10	1368.60	155.40	18.60	1179.60
14	Kovvur	2856.00	1904	1898	327	19	1552	238.92	17.74	885.74	1142.40	196.20	11.40	931.20
15	Machilipatnam	9600.00	6400	6383	408	110	5865	294.49	74.66	3470.85	3840.00	244.80	66.00	3519.00
16	Madanapalle	5659.50	3773	3529	261	73	3195	155.27	67.78	2040.75	2263.80	156.60	43.80	1917.00
17	Mandapeta	3318.00	2212	1965	209	9	1747	145.14	12.97	1169.09	1327.20	125.40	5.40	1048.20
18	Naidupeta	4113.00	2742	2296	307	100	1889	33.00	46.80	1565.40	1645.20	184.20	60.00	1133.40
19	Nandigama	3744.00	2496	2474	440	123	1911	278.40	111.00	1108.20	1497.60	264.00	73.80	1146.60
20	Nellimaria	3378.00	2252	779	22	2	755	171.19	29.73	1150.28	1351.20	13.20	1.20	453.00
21	Nidadavole	2632.50	1755	1730	173	27	1530	197.46	25.24	830.31	1053.01	103.80	16.20	918.00
22	Nuzvid	4605.00	3070	3067	430	172	2465	333.69	84.26	1424.05	1842.00	258.00	103.20	1479.00
23	Pamidi	3898.50	2599	1246	86	7	1153	265.20	31.20	1263.00	1559.40	51.60	4.20	691.80
24	Piduguralla	6720.00	4480	1621	227	227	1336	436.07	152.75	2099.18	2688.00	136.20	34.80	801.60
25	Proddatur	3225.00	2150	1937	69	58	1863	124.16	7.63	1158.21	1290.00	41.40	3.00	1117.80
26	Puttaparthi	1864.50	1243	883	102	49	732	94.20	19.80	631.80	745.80	61.20	29.40	439.20
27	Rajahmundry	5514.00	3676	2450	114	11	2325	279.49	12.78	1913.32	2205.59	68.40	6.60	1395.00
28	Rajam	1687.50	1125	991	122	7	862	78.25	10.16	586.59	675.00	73.20	4.20	517.20
29	Rajampet	1918.50	1279	1213	74	19	1120	71.83	13.36	682.21	767.40	44.40	11.40	672.00
30	Repalle	2296.50	1531	1278	152	134	992	143.26	57.41	717.93	918.60	91.20	80.40	595.20

6

31	Srikakulam	4656.00	3104	2746	193	8	2545	176.37	17.13	1668.90	1862.40	115.80	4.80	1527.00
32	Srikalahasti	4648.50	3099	2533	327	81	2125	221.30	94.95	1543.15	1859.40	196.20	48.60	1275.00
33	Tanuku	4380.00	2920	2920	238	43	2639	173.11	18.20	1560.69	1752.00	142.80	25.80	1583.40
34	Tenali	1920.00	1280	948	134	59	755	110.53	31.78	625.69	768.00	80.40	35.40	453.00
35	Tiruvuru	3750.00	2500	2466	568	99	1799	420.00	60.00	1020.00	1500.00	340.80	59.40	1079.40
36	Venkatagiri	4800.00	3200	1921	292	40	1589	331.79	86.84	1501.37	1920.00	175.20	24.00	953.40
37	Vijayawada	4228.00	28152	11017	1112	122	9783	1777.29	290.40	14823.50	16891.19	667.20	73.20	5869.80
38	Vinukonda	6144.00	4096	3138	360	89	2689	260.69	107.93	2088.98	2457.60	216.00	53.40	1613.40
39	Vuyyuru	5616.00	3744	3726	441	100	3185	409.20	55.20	1782.00	2246.40	264.60	60.00	1911.00
40	Yemmiganur	3000.00	2000	1999	116	17	1866	121.96	15.74	1062.30	1200.00	69.60	10.20	1119.60
		235159.50	156773	109535	10849	2316	96370	10757.270	2157.670	81148.810	94063.750	6509.40	1389.60	57822.00

Note: ATRs of 40 AHP projects (out of 46 AHP projects) have been received from the State Govt. of Andhra Pradesh.

F.No. G-20022/07/2017-HFA-III(pt.)/C.No. 9035467
 Government of India
 Ministry of Housing & Urban Affairs
 HFA-III Section

New Delhi-110 011
 Dated:- .03. 2019

To

The Asstt. Accounts Officer (PAO (Sectt)),
 Ministry of Housing & Urban Affairs
 Nirman Bhawan
 New Delhi-110011.

Subject: Utilization Certificates of 1st Instalment under Pradhan Mantri Awas Yojana (Urban).

Sir,

I am directed to forward herewith copy of utilization certificate (s) received from State Government of **Andhra Pradesh** in r/o Central Assistance released by this Ministry under PMAY(U) projects. The detail of the utilization certificate as under:-

(Rs. In lakh)

S.No.	Sanction Order or Date	Date	Amount Released	UCs Received	UCs Received (Cumulative)	Pending UCs
1	N-11014/11/2017-HFA-III/FTS-9027648	28-Sep-17	11,476.63	10,608.90	114,294.00	62,093.48
	N-11012/29/2018-HFA-III-UD/FTS-9039803	30-Mar-18	85,839.21			
			2,461.76			
	N-11012/05/2018-HFA-III-UD/C.No. 9034911	24-Jan-18	5,518.88			
	N-11011/24/2017-HFA-III/ FTS-90344051	30-Mar-18	60,562.92			
	N-11011/24/2017-HFA-III-UD (C.No. 9034051)	31-Jul-18	8,768.28			
	N-11011/24/2017-HFA-III-UD (C.No. 9034051)	31-Jul-18	1,759.80			
Total			176,387.48	10,608.90	114,294.00	62,093.48
Grand Total			176,387.48	10,608.90	114,294.00	62,093.48

♦ The State Govt. of Andhra Pradesh has submitted the UCs of Rs. 1142,94.00/- lakh in which UCs of Rs. 1036,85.00/- lakh has already been received and sent to PAO (Sectt.) and now the balance of Rs. 106,08.90/- lakh is being sent to PAO (Sectt.) for reconciliation.

2. It is requested that the UCs may be taken into record and the amount of UCs received may be deducted from the pending amount of UCs w.r.t. the above sanctions against the State Govt. of **Andhra Pradesh**.

Encl: As above.

Vinod Kumari

(Vinod Kumari)

PAO (HFA-III) KUMARI
 Accounts Officer
 अन्वय और शहरी कार्य मंत्रालय
 Ministry of Housing & Urban Affairs
 भारत सरकार/Govt. of India
 निर्माण भवन, नई दिल्ली-110011
 Nirman Bhawan New Delhi-110011

Copy to:
 1. US (HFA -III) for further necessary action for release of next instalment
 2. Deputy Chief (MIS) -for necessary entries.

14/3/19

A.P. TOWNSHIP & INFRASTRUCTURE DEVELOPMENT CORPORATION LIMITED
4th Floor, NTR Administrative Block, RTC House, PN Bus Station, Vijayawada-520013.

From
Sri B.M. Diwan Mydeen, I.F.S.,
Mission Director (PMAY -AHP)
Managing Director ,
APTIDCO.

To
The Joint Secretary to Govt.,
Ministry of Housing & Urban Poverty
Alleviation
Nirman Bhavan,
NEW DELHI - 110011.

Lr.No.83/APTIDCO/UC's/PMAY-AHP/2017-18, dt:-2502-2019

Sir,

Sub: Andhra Pradesh Township and Infrastructure Development Corporation Limited - Furnishing of Utilization Certificate for Expenditure incurred as on date - Requested - Reg.

Ref: 1. This office Lr.No.83/APTIDCO/UC's/PMAY-AHP/2017-18, dt:14-11-2018.

&&&

It is submitted that, vide reference 1st cited, Utilization certificate for an amount of **Rs.1757.49 Crore** (Rupees One Thousand Seven Hundred and Fifty Seven Crore Forty Nine Lakhs Only) have been submitted to the Government of India towards construction of EWS Houses under PMAY - HFA (U) -AHP.

We are herewith furnishing the separate Utilization Certificate for the balance GoI releases.

The sanctions under PMAY - HFA (U) -AHP are as detailed below:

(Rs. in Crores)

Financial Year	AHP Projects	No. of EWS Households sanctioned	Central Assistance @ 1.5 Lakh per EWS House	Amount Released	Balance to be released		
					1 st Instalment	2 nd Instalment	3 rd Installments
2015-16	78	120106	1801.59	720.64	--	322.21	360.31
2017-18	72	243162	3647.43	1763.88	--	1763.88	--
	30	118485	1777.28				

In this regard, it is submitted that the balance funds to be released by the Government of India to the State of Andhra Pradesh under PMAY - HFA (U) - AHP are detailed as follows:

PMAY - HFA (U) - AHP:

1. Rs.322.21 Crores & Rs.360.31 Crores to be released as 2nd Instalment (Balance) and 3rd installment respectively towards AHP for the construction of 120106 EWS Houses for the F.Y: 2015-16
2. Rs.1142.94 Crores have been spent for the year 2017-18 & 2018-19 as on date.

The physical progress and funds utilization details under PMAY - HFA - AHP are mentioned below:


3. Houses Sanctioned	:	4,81,753
4. Houses Completed	:	88,591
5. Houses in Progress	:	3,67,925
6. Expenditure incurred as on date	:	Rs.1863.58Crores

In view of the above, I am herewith submitting the utilization certificate for PMAY - HFA (U) - AHP for **Rs.1863.58 Crores** prepared with the approval of Principal Secretary to Government, MA & UD (UH) Department, Government of A.P. and I request the Joint Secretary to Govt., Ministry of Housing & Urban Poverty Alleviation, GoI to release the balance funds under PMAY - HFA (U) - AHP.

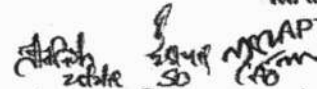
Thanking you sir,

Encl: Detailed Report on Releases & Exp.

Yours faithfully,


Mission Director (PMAY-AHP)
Managing Director, APTIDCO

MISSION DIRECTOR
PMAY-AHP (Urban) &
MANAGING DIRECTOR
APTIDCO, Vijayawada.


Copy submitted to the Principal Secretary to Government, MA & UD Department, Velagapudi for information.

Form of Utilisation Certificate


Certified that an amount of Rs.720.64 Crores sanctioned Grants-in-aid during the year 2015-16 and Rs.1763.88 Crores during the year's 2017-18 & 2018-19 under PMAY - HFA (U) - AHP by the Ministry/Department totalling to Rs.2484.52 Crores and a whole sum of Rs.1863.58 Crores has been utilised for the purpose of construction of EWS Houses under PMAY - HFA (U) - AHP for which it was sanctioned.

Sl No.	Letter No. and date	Amount (Rs. In Crores)	Description
Scheme : PMAY - HFA (U) - AHP			
1.	N-11011/18/2015-HFA-II/FTS-14160 dated 30/12/2015.	183.42	Certified that an amount of Rs.1863.58 Crores (Rupees One Thousand Eight Hundred and Sixty Three Crore Fifty Eight Lakhs only) has been utilized towards Construction of EWS Houses under PMAY - HFA (U) - AHP Programme for the years 2015-16, 2017-18 & 2018-19 out of the released amount of 2484.52 Crores from GOI.
2.	N-11011/18/2015-HFA-II/FTS-14160 dated 30/12/2015	1.57	
3.	N-11011/18/2015-HFA-II/FTS-14160 dated 15/02/2016	149.96	
4.	N-11012/04/2016-HFA-II (C.F.No.3016563) dated 31/03/2017	49.65	
5.	N-11012/04/2016-HFA-II (C.F.No.3016563) dated 09/05/2017	294.67	
6.	N-11012/04/2016-HFA-II (C.F.No.3016563) dated 09/05/2017	41.37	
F.Y.2015-16 (A)		720.64	
7.	N-11014/11/2017-HFA-III (CN 9027648) dated 28/09/2017	114.77	
8.	N-11012/5/2018-HFA-III-UD (CN 9034911) dated 24/01/2018	55.19	
9.	N-11011/24/2017-HFA-III-UD (CN 9034051) dated 30/03/2018	605.63	
10.	N-11011/24/2017-HFA-III-UD (CN 9039803) dated 30/03/2018	883.01	
11.	N-11011/24/2017/HFA-III-UD (CN 9034051) dated 31/07/2018	105.28	
F.Y's.2017-18 & 2018-19 (B)		1763.88	
Total under PMAY - HFA (U) - AHP		2484.52	


2. Certified that an amount of **Rs.1863.58 Crores** (Rupees One Thousand Eight Hundred and Sixty Three Crore Fifty Eight Lakhs only) has been utilized towards Construction of EWS Houses under PMAY – HFA (U) – AHP Programme for the years 2015-16, 2017-18 & 2018-19 out of the released amount of 2484.52 Crores from GOI.
3. Certified that I have satisfied myself that the conditions on which the grants-in-aid was sanctioned have been duly fulfilled/ are being fulfilled and that I have exercised the following checks to see that the money was actually utilised for the purpose for which it was sanctioned.
4. Physical progress of the projects, where Government of India grants have been utilised, enclosed.

Kinds of checks exercised

1. Authorised by the Finance portal of AP Government.
2. Thoroughly checked by Engineering & Finance Wings.


MISSION DIRECTOR
PMAY-AHP (Urban) &
MANAGING DIRECTOR
APTIDCO, Vijayawada.




Principal Secretary to Govt.,
MA & UD Department
AP Secretariat, Vijayawada.

Pradhan Mantri Awas Yojana – Housing for All (Urban)
Mission Directorate

Format for Physical Progress of Projects Approved under the Mission

Name of State:	ANDHRA PRADESH
Name of the State Nodal Agency	ANDHRA PRADESH TOWNSHIP & INFRASTRUCTURE DEVELOPMENT CORPORATION LIMITED

Component : Affordable Housing in Partnership (PMAY – HFA (U) – AHP)

(in Rs. Crs.)

Financial Year	No. of EWS Households sanctioned	Approved Project Cost	Approved GoI Support	Other funds (GoAP)	Funds Released	Funds Utilized
					GoI	GoI
2015-16	120106	6713.25	1801.59	1801.60	720.64	720.64
2017-18 & 2018-19	243162	16206.18	3647.43	3647.43	1763.88	1142.94
	118485	7546.75	1777.28	1777.28		

Physical progress	No. of Houses				
	Ground Level	Plinth Level	Roof Level	Finishing Stage	Completed
Component	367925	2,79,334	–	1,57,825	88,591

MISSION DIRECTOR
PMAY-AHP (Urban) &
MANAGING DIRECTOR
APTIDCO, Vijayawada.

Principal Secretary to Govt.,
MA & UD Department
AP Secretariat, Vijayawada.

Andhra Pradesh Township & Infrastructure Development Corporation - Vijayawada

Statement Showing the ULE Wise Progress report for the construction of G+3 Houses under
PMAY(U) - AHP- Phase- I (2015-16)

S.No	Name of the Location	Name of the Location	No.of Houses Sanctioned	GOI 1st Instalment @ 40%		
				Sanctioned	Released	FC Submitted Earlier
1	Srikakulam	PATRUNIVALASA	1280	19.20	7.68	7.68
2	Vijayanagaram	SARIPALLI	2880	43.20	17.28	17.28
3	Vijayanagaram	SONIA NAGAR	1280	19.20	7.68	7.68
4	Visakhapatnam	PARAWADA	512	7.68	3.072	3.072
5	Visakhapatnam	AGANAMPUDI	320	4.80	1.92	1.92
6	Visakhapatnam	RATHICHERUVU	448	6.72	2.688	2.688
7	Visakhapatnam	SATYANARAYANAPURAM	2520	37.80	15.12	15.12
8	Visakhapatnam	CHINAMUSHIDIWADA	320	4.80	1.92	1.92
9	Visakhapatnam	Bhanojithota (Ph-I)	660	9.90	3.96	3.96
10	Rajamahendravaram	Bommuru	2824	42.36	16.944	16.944
11	Rajamahendravaram	Torredu	896	13.44	5.376	5.376
12	Rajamahendravaram	doweleswaram	256	3.84	1.536	1.536
13	Rajamahendravaram	morampudi d block adjacent	224	3.36	1.344	1.344
14	Kakinada	Parlovapeta	4608	69.12	27.648	27.648
15	Amalapuram	BODASAKURRU	1636	24.54	9.816	9.816
16	Samalkot	Jaggammavari Pet	416	6.24	2.496	2.496
17	Samalkot	Uppuvarisatram	632	9.48	3.792	3.792
18	Ramachandrapuram	KOTHURU (V)	1088	16.32	6.528	6.528
19	Pithapuram	GORSA	874	13.11	5.244	5.244
20	Mandapeta	Gollapuntha	4064	60.96	24.384	24.384
21	Peddapuram	valuthimmapuram	1724	25.86	10.344	10.344
22	Eluru	Eluru	360	5.40	2.16	2.16
23	Bhimavaram	Gunupudi (Site-1)	6848	102.72	41.088	41.088
24	Bhimavaram	Gunupudi (Site-2)	1440	21.60	8.64	8.64
25	Bhimavaram	Mentevari Thota	1212	18.18	7.272	7.272
26	Palacole	Ayyapp swamy / pcnukulapadu	6144	92.16	36.864	36.864
27	Palacole	Pedagaruvu	1015	15.23	6.09	6.09
28	Tadepalligudem	Kondrupolu (Site-1)	3936	59.04	23.616	23.616
29	Tadepalligudem	L.Agraharam (Site-2)	1024	15.36	6.144	6.144
30	Tadepalligudem	L.Agraharam (Site-3)	416	6.24	2.496	2.496
31	Gudivada	Gudivada	3312	49.68	19.872	19.872

S.No	Name of the Location	Name of the Location	No. of Houses Sanctioned	GOI 1st Instalment (+0%)		
				Sanctioned	Released	UC Submitt Earlic
32	Tenali	Chinaravuru	1152	17.28	6.912	6.912
33	Narasaraopeta	Municipal Land	1504	22.56	9.024	9.024
34	Chilakurpeta	Purushothapatnam-I	4512	67.68	27.072	27.072
35	Ponnur	Nidubrolu	2368	35.52	14.208	14.208
36	Mangalagiri	RGK colony	2592	38.88	15.552	15.552
37	Satannapalli	vavilanagar	640	9.60	3.84	3.84
38	Ongole	ONGOLE	1500	22.50	9	9
39	Markapur	Markapur	1020	15.30	6.12	6.12
40	Kandukur	KANDUKUR	1437	21.56	8.622	8.622
41	Nellore	Nellore	4800	72.00	28.8	28.8
42	Gudur	Gandhi Nagar	5103	76.55	30.618	30.618
43	Kavali	Kavali	3510	52.65	21.06	21.06
44	Attamakur	Attamakur	1028	15.42	6.168	6.168
45	Srikalahasthi	RAJIVNAGAR	2916	43.74	17.496	17.496
46	Kadapa	chinna chowk village	2092	31.38	12.552	12.552
47	Proddatur	Produtur 1	2000	30.00	12	12
48	Kurnool	jagganathagattu	10000	150.00	60	60
49	Adhoni	siriguppa	4704	70.56	28.224	28.224
50	Yemmiganur	Sivanna Nagar	2240	33.60	13.44	13.44
51	Yemmiganur	Minority Colony	1024	15.36	6.144	6.144
52	Tadipatri	GANNEVARIPALLI(V)	3009	45.14	18.054	18.054
53	GUNTUR	Hud-Hud	5786	86.79	34.716	34.716
		Totals	120106	1801.59	720.636	720.636

MISSION DIRECTOR
PMAY-AHP (Urban) &
MANAGING DIRECTOR
APTIDCO, Vijayawada.

38W
3/2

Principal Secretary to Govt.,
MA & UD Department
AP Secretariat, Vijayawada.

Andhra Pradesh Township & Infrastructure Development Corporation - Vijayawada

Statement Showing the ULB Wise Progress report for the construction of G+3 Houses under PMAY(U) - AHP- Phase- II (2017-18)

S.No	Name of the ULB	Name of the Location	No.of Houses Sanctioned	(Rs. in Crores)		
				GoI		Expenditure Incurred
				Sanctioned	Released	
1	Srikakulam	Patrunivalasa	3104	46.56	18.62	13.91
2	Amadalavalasa	Bhrisasturupeta	544	8.16	3.26	2.44
3	Ichapuram	Ameensahbepeta	830	12.45	4.98	3.66
4	Palasa	Boddapadu	1995	29.93	11.97	8.82
5	Rajam	Kancharam	1125	16.88	6.75	5.04
6	Bobilli	Bobbili	2481	37.22	14.89	11.12
7	Parvathipuram	Parvathipuram	1504	22.56	9.02	6.74
8	Salur	saluru	1440	21.60	8.64	6.45
9	Nellimaria	Nellimaria	2252	33.78	13.51	4.30
10	Visakhapatnam	Appikonda-2	384	5.76	2.30	1.29
11	Visakhapatnam	Duvvada	1056	15.84	6.34	4.73
12	Visakhapatnam	Bhanojithota-1	3168	47.52	19.01	9.68
13	Visakhapatnam	Pydimamba colony	96	1.44	0.58	0.43
14	Visakhapatnam	Chilakapeta	48	0.72	0.29	0.22
15	Visakhapatnam	Sea Horse Colony	48	0.72	0.29	0.22
16	Visakhapatnam	Suddagedda	240	3.60	1.44	1.08
17	Visakhapatnam	Adarshagramam	120	1.80	0.72	0.54
18	Visakhapatnam	Gowri Nagar	48	0.72	0.29	0.22
19	Visakhapatnam	Padmanabhanagar	1056	15.84	6.34	4.73
20	Visakhapatnam	ASR Nagar	480	7.20	2.88	2.15
21	Visakhapatnam	Barma camp	64	0.96	0.38	0.00
22	Visakhapatnam	Kondakoppaka	1104	16.56	6.62	4.95
23	Visakhapatnam	Atchammaidulova	3408	51.12	20.45	15.27
24	Visakhapatnam	Rajiv colony	352	5.28	2.11	1.58
25	Visakhapatnam	Bhanoji nagar	48	0.72	0.29	0.00
26	Visakhapatnam	Kapulauppada	288	4.32	1.73	0.00
27	Visakhapatnam	GVMC	1244	18.66	7.46	5.57
28	Visakhapatnam	Appikonda-1	624	9.36	3.74	2.80
29	Visakhapatnam	Kothapalem	336	5.04	2.02	0.00
30	Visakhapatnam	Ferry Road	96	1.44	0.58	0.00
31	Visakhapatnam	Kranthi Nagar	336	5.04	2.02	0.00
32	Visakhapatnam	Lankelapalem	1008	15.12	6.05	1.94
33	Visakhapatnam	Mulagada	504	7.56	3.02	1.72
34	Visakhapatnam	Nadipur	1344	20.16	8.06	4.73
35	Visakhapatnam	Dabanda	3264	48.96	19.58	14.63
36	Visakhapatnam	Sankethapuram	84	1.26	0.50	0.00
37	Visakhapatnam	Trinadhapuram	336	5.04	2.02	0.00
38	Visakhapatnam	Velampet	192	2.88	1.15	0.00
39	Visakhapatnam	Viman Nagar	319	4.79	1.91	0.00
40	Visakhapatnam	Yedugullu	96	1.44	0.58	0.00
41	Visakhapatnam	Yedula Narava	504	7.56	3.02	0.00
42	Visakhapatnam	Yellapurani Palem	420	6.30	2.52	1.29
43	Visakhapatnam	T R Mutyamamba colony	192	2.88	1.15	0.86
44	Visakhapatnam	AKC Colony	240	3.60	1.44	0.00
45	Visakhapatnam	Chinamushidiwada	320	4.80	1.92	0.43
46	Visakhapatnam	Chimalapalli	1680	25.20	10.08	4.52
47	Visakhapatnam	Bakkanna Palem	1176	17.64	7.06	1.72
48	Visakhapatnam	Kapuluppada	4200	63.00	25.20	14.55
49	Visakhapatnam	Kommadi-3	576	8.64	3.46	0.00
50	Visakhapatnam	Chinagadili	840	12.60	5.04	0.00
51	Visakhapatnam	Aganampudi(Vemulavalasa-2	3264	48.96	19.58	14.63
52	Visakhapatnam	Paradesipalem	1344	20.16	8.06	0.86
53	Visakhapatnam	Madhuirawada	1728	25.92	10.37	0.00
54	Visakhapatnam	Kommadi-2	672	10.08	4.03	0.00
55	Visakhapatnam	Sanghivalasa 2	4032	60.48	24.19	2.15
56	Visakhapatnam	Kommadi-1	1932	28.98	11.59	1.15

S.No	Name of the ULE	Name of the Location	No.of Houses Sanctioned	(Rs. in Crores)		
				Gol		
				Sanctioned	Released	Expenditure Incurred
57	Visakhapatnam	Sanghuvalasa	1920	28.80	11.52	2.15
58	Visakhapatnam	Vemulavalasa-1	2688	40.32	16.13	0.00
59	Narsipatnam	Balighattam 1	1440	21.60	8.64	6.45
60	Narsipatnam	Baligattam 2	1152	17.28	6.91	5.16
61	Yelamanchili	Yelamanchali	608	9.12	3.65	2.58
62	Rajamahendravaram	namavaram	1104	16.56	6.62	4.95
63	Rajamahendravaram	Bommuru-ph2	2572	38.58	15.43	11.52
64	Kakinada	Kakinada 2	3370	50.55	20.22	0.00
65	Ramachandrapuram	Ramachandrapuram	2052	30.78	12.31	9.19
66	Mandapeta	Gollapuntha-II	2212	33.18	13.27	9.91
67	Peddapuram	valuthimmapuram-II	1672	25.08	10.03	7.10
68	Eluru	Kothuru Road, Venkatapuram	912	13.68	5.47	4.09
69	Eluru	Ponangi Road, Venkatapuram	5424	81.36	32.54	24.30
70	Eluru	Madepalli	5480	82.20	32.88	0.65
71	Narasapur	Narasapur	1720	25.80	10.32	0.00
72	Nidadavolu	Singavaram(V)	1755	26.33	10.53	5.59
73	Tanuku	Indiramma Colony	432	6.48	2.59	1.94
74	Tanuku	Bala balaji Textiles	2488	37.32	14.93	2.15
75	Kovvur	pedathallapuntha	1904	28.56	11.42	3.66
76	Jangareddy gudem	Markandeyapuram	2107	31.61	12.64	4.73
77	Vijayawada	Jakkampudi	10624	159.36	63.74	38.55
78	Vijayawada	Vijayawada Corp - A	1400	21.00	8.40	0.00
79	Vijayawada	Vijayawada Corp - B	16128	241.92	96.77	0.00
80	Machilipatnam	Rudravaram	5440	81.60	32.64	14.41
81	Machilipatnam	Gosangam	960	14.40	5.76	4.30
82	Gudivada	Gudivada	5600	84.00	33.60	25.09
83	Jaggaihpeta	Jaggayyapeta	1504	22.56	9.02	6.74
84	Jaggaihpeta	Jaggayyapeta Ph-III	1920	28.80	11.52	8.60
85	Nuzvid	Nuzvidu	3070	46.05	18.42	13.76
86	Nuzvid	Nuzvidu PH-III	1024	15.36	6.14	4.59
87	Pedanna	pending	768	11.52	4.61	0.00
88	Tiruvuru	P.T Kothur 1	2500	37.50	15.00	11.20
89	Vuyyuru	Gemini Play School	1824	27.36	10.94	8.17
90	Vuyyuru	Raghava Estate	192	2.88	1.15	0.86
91	Vuyyuru	Gandigunta	1728	25.92	10.37	7.74
92	Nandigama	Nandigama	2496	37.44	14.98	11.18
93	Tenali	Poole colony	1280	19.20	7.68	5.74
94	Repalle	Repalle	1531	22.97	9.19	6.02
95	Chilakurpeta	Purshotampatnam-II	2000	30.00	12.00	5.38
96	Tadepalli	Krishna Nagar	448	6.72	2.69	0.00
97	Vinukonda	Vinukonda	4096	61.44	24.58	13.12
98	Piduguralla	Kondamodu	4480	67.20	26.88	16.35
99	Macheralla	Sagar Road	2569	38.54	15.41	8.82
100	GUNTUR Corporation	Adavi Takkelapadu	6630	99.45	39.78	29.71
101	GUNTUR Corporation	Guntur	3370	50.55	20.22	15.10
102	CRDA	mandadam 2	720	10.80	4.32	0.00
103	CRDA	Undavalli	1124	16.86	6.74	0.00
104	CRDA	Nowluru 2	1008	15.12	6.05	0.00
105	CRDA	Ananthavaram	416	6.24	2.50	1.86
106	CRDA	Nowlur	672	10.08	4.03	3.01
107	CRDA	penumaka	608	9.12	3.65	2.72
108	CRDA	mandadam	448	6.72	2.69	2.01
109	CRDA	Thullur	448	6.72	2.69	2.01
110	CRDA	Dondapadu	1184	17.76	7.10	5.31
111	CRDA	INAVOLU	704	10.56	4.22	3.15
112	CRDA	NIDAMARRU	544	8.16	3.26	2.44
113	Ongole	Ongole	14656	219.84	87.94	22.37
114	Markapur	Markapur	3600	54.00	21.60	16.13
115	Kandukur	Kandukur	1664	24.96	9.98	7.46
116	Kanigiri	KANIGIRI	928	13.92	5.57	4.16
117	Giddalur	GIDDALUR	1408	21.12	8.45	6.24

No	Name of the ULE	Name of the Location	No. of Houses Sanctioned	(Rs. in Crores)		
				Gol		Expenditure Incurred
				Sanctioned	Released	
118	Addanki	ADDANKI	1536	23.04	9.22	4.73
119	Nellore	Aldacheruvupadu	3696	55.44	22.18	16.56
120	Nellore	Alipuram	12288	184.32	73.73	55.06
121	Nellore	kalluripalli	3168	47.52	19.01	14.20
122	Nellore	Venkateshpuram-P3	6672	100.08	40.03	29.90
123	Nellore	Kondlapudi-P3	4032	60.48	24.19	18.07
124	Nellore	Irugamma Temple	456	6.84	2.74	2.04
125	Gudur	Gandhi Nagar	751	11.27	4.51	0.00
126	Kavali	Kavali	4000	60.00	24.00	17.92
127	Venkatagiri	Chevireddy palli	3200	48.00	19.20	14.34
128	Attamakur	Nellore palem	938	14.07	5.63	0.00
129	Sullurpeta	Mannarupoluru	1851	27.77	11.11	8.17
130	Naidupeta	Biradawada	2742	41.13	16.45	12.26
131	Chittoor	Murakambattu	3500	52.50	21.00	15.49
132	Tirupathi	kothuru (tirupathi ruarla)	2560	38.40	15.36	9.68
133	Madanapalli	Venkappakota - 1	3773	56.60	22.64	16.78
134	Pogganur	Ethuru(Punganur survey group)	2273	34.10	13.64	10.11
135	Palamaner	Gantavuru	674	10.11	4.04	3.01
136	Nagari	Nagaraju kuppam	826	12.39	4.96	3.70
137	Puttur	Nandimangalam	1060	15.90	6.36	4.75
138	Srikalahasthi	Near social welfare Hostel	3099	46.49	18.59	13.76
139	Kadapa	Chelama Reddy Palle	2281	34.22	13.69	9.97
140	Proddatur	Produtur	2150	32.25	12.90	9.46
141	Pullivendula	Pulivendula 1	2143	32.15	12.86	9.60
142	Pullivendula	Pulivendula 2	1000	15.00	6.00	4.48
143	Jammalamadugu	Gudemcheruvu	1415	21.23	8.49	6.24
144	Raychoti	sibyala village	1011	15.17	6.07	4.52
145	Rajampeta	Yerraballi	1279	19.19	7.67	5.59
146	Badvel	Badvel	888	13.32	5.33	3.87
147	Mydukur	Mydukuru	927	13.91	5.56	0.00
148	Yerraguntla	Yerraguntala	2046	30.69	12.28	9.17
149	Nandayal	nandhamuri nagar	3824	57.36	22.94	17.13
150	Nandayal	SRBC COLONY	3904	58.56	23.42	17.49
151	Nandayal	Ayyaluri Mitta	2272	34.08	13.63	10.18
152	Nandayal	Nandyala	1505	22.58	9.03	6.67
153	Yemmiganur	Soganur	2000	30.00	12.00	8.96
154	Yemmiganur	Yemmiganur	2500	37.50	15.00	0.00
155	Dhone	Dhone	306	4.59	1.84	1.37
156	Allagadda	Allagadda	2284	34.26	13.70	10.23
157	Ananthapur	pandameru water work site	6117	91.76	36.70	22.80
158	Hindupur	KOTIPI(V)	2750	41.25	16.50	12.26
159	Hindupur	Hindupur 1	10781	161.72	64.69	0.00
160	Gunthakal	DONUMUKALLA(V)	4719	70.79	28.31	21.08
161	Tadipatri	GANEVARIPALLI(V)	3520	52.80	21.12	15.70
162	Dharmavaram	KUNTUR	8832	132.48	52.99	7.10
163	Kadiri	NEAR BRAMANAPALLI (V)	3762	56.43	22.57	6.02
164	Rayadurg	mallapuram	1791	26.87	10.75	4.99
165	Puttapatri	NEAR KARNATAKA NAGEPALLI	1243	18.65	7.46	4.52
166	Gooty	NEAR NAMTHABAD(V)	398	5.97	2.39	1.72
167	Pamidi	PAMIDI(V)	2599	38.99	15.59	11.61
168	Kalyanadurgam	KURRAKULA THOTA	1393	20.90	8.36	6.24
TOTAL			361647	5424.71	2169.88	1142.94

MISSION DIRECTOR
PMAY-AHP (Urban) &
MANAGING DIRECTOR
APTIDCO, Vijayawada.

Principal Secretary to Govt.,
MA & UD Department
AP Secretariat, Vijayawada.