

Overall Sanctions for 1.08 crore Houses

Construction of Houses (Nos in lakh)



Demand	Sanctioned	Grounded	Completed
112.2	107.7	66.6	37.4

Expenditure of Central Assistance (₹ in Cr)



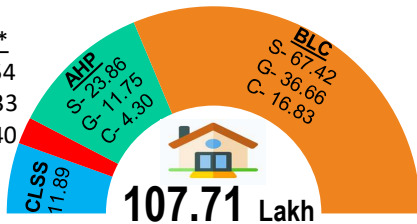
Committed	Released	Expenditure	UC Received
1,71,735	76,380	67,226	61,121

ISSR*

S- 4.54

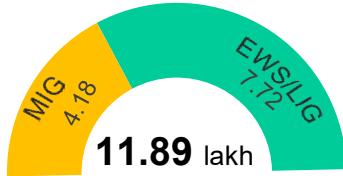
G- 6.33

C- 4.40

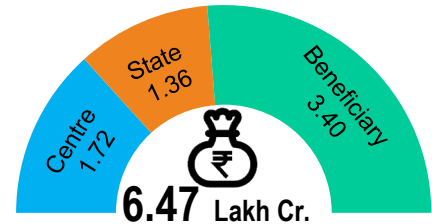


Houses in verticals (Nos in Lakh)

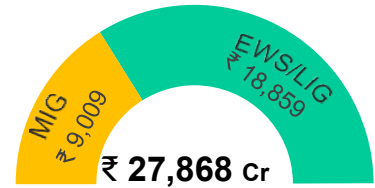
S- Sanctioned G- Grounded C- Completed



Beneficiaries under CLSS (in lakh)




Investment Approved (Rs in Lakh Cr.)



Interest Subsidy Released under CLSS (Rs in Cr.)

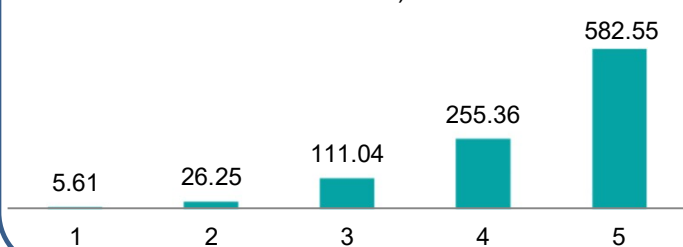
15.03 lakh houses are being constructed using New Technologies

Generation of Employment

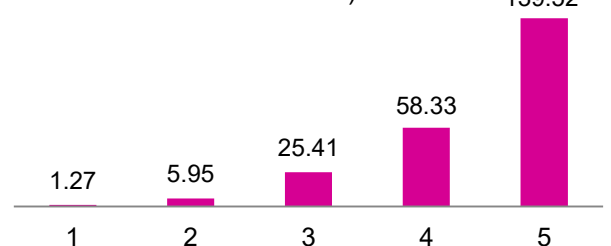


Details	Direct	Indirect	Total
Person days (Nos in Cr.)	149	386	535
Jobs (in lakh)	53	138	191

Cement Consumption in Grounded houses (lakh metric ton)



Steel Consumption in Grounded houses (lakh metric ton)



* includes incomplete works of earlier NURM.

सबका सपना, घर हो अपना